



# Manly Warringah District Cricket Club

2015/16

138<sup>th</sup> Annual Report and  
Balance Sheet

Proudly Sponsored by

**travelsim**<sup>®</sup>



# THE CHANGING FACE OF **HARBORD DIGGERS**



## **3 HATTED RESTAURANTEUR COMES TO HARBORD DIGGERS**

NOW OPEN



ITALIAN ROOFTOP DINING | CAFE & BAR | FOOD TRUCK  
QUALITY PRODUCE SHOP | OCEAN VIEWS

**BUILDING OUR LEGACY**

harborddiggers.com.au | 80 Evans St Freshwater | 9938 1444



## Table of Contents

Office Bearers .....	5
Life Members.....	5
Previous Administration .....	6
Non Playing Members .....	6
Committee Member Attendance .....	7
Performance Last 15 Years .....	7
Premierships .....	8
Charity partners.....	8
Club Sponsors .....	9
Local Government.....	10
Category Sponsors.....	10
Player Sponsors.....	11
President's Report .....	16
Secretary's Report .....	19
Manly for Manly Community Program.....	22
Past vs Present Pink Stumps Day – The Fiona Lyon Cup .....	23
International and First Class Representatives .....	24
Champagne Cricketers.....	25
2015/16 Major Award Winners.....	27
Representative Players 2015/16.....	28
Player Milestones and Records .....	28
Leading Batting Averages 2015/16.....	30
Leading Bowling Averages 2015/16 .....	30
Club Coach's Report.....	31
1 <sup>st</sup> Grade Report.....	33
1 <sup>st</sup> Grade Batting Statistics.....	37
1 <sup>st</sup> Grade Bowling Statistics .....	37
1 <sup>st</sup> Grade Match results .....	38
1 <sup>st</sup> Grade Career Records of Current Players.....	39
2 <sup>nd</sup> Grade Report.....	41
2 <sup>nd</sup> Grade Batting Stats .....	45
2 <sup>nd</sup> Grade Bowling Stats.....	45
2 <sup>nd</sup> Grade Match Results.....	46
3 <sup>rd</sup> Grade Report .....	48
3 <sup>rd</sup> Grade Batting Stats.....	50
3 <sup>rd</sup> Grade Bowling Stats .....	51
3 <sup>rd</sup> Grade Match Results .....	52
4 <sup>th</sup> Grade Report .....	55
4 <sup>th</sup> Grade Batting Stats.....	58
4 <sup>th</sup> Grade Bowling Stats .....	58
4 <sup>th</sup> Grade Match Results .....	59
5 <sup>th</sup> Grade Report .....	61
5 <sup>th</sup> Grade Batting Stats.....	63
5 <sup>th</sup> Grade Bowling Stats .....	63
5 <sup>th</sup> Grade Match Results .....	64
Poidevin Gray Report.....	67

Poidevin Gray Bowling Stats .....	69
Poidevin Gray Batting Stats .....	69
Poidevin Gray Match Results .....	70
Green Shield Report.....	71
Green Shield Batting Stats .....	73
Green Shield Bowling Stats .....	73
Green Shield Match Results.....	74
2015/16 Consolidated Statistics .....	75
Club Records 1878 - 2016 .....	77
Club Record Partnership .....	80
Career Records of Current Players .....	82
Players Who Have Scored Over 5,000 Grade Runs .....	84
Players Who Have Taken Over 300 Grade Wickets .....	85
Best Performances Last 10 Years.....	86



A huge thank you to Ian Bird Photography for the use of their photos in this Annual Report. Ian Bird is an amazing supporter of Manly Cricket, and as he is the best photographer in Sydney we encourage all club members, sponsors, players, parents and supporters to use his services. Whether it is a corporate shoot, wedding, or personal family portraits, Ian Bird is your man – Visit him at [www.ianbirdphotography.com](http://www.ianbirdphotography.com)





## Previous Administration

### HONORARY PRESIDENTS (12)

DATES	NAME	YEARS
1878-1896	Alfred Hilder	18
1897-1922	Dr David Thomas	26
1922-1955	Robert Aubrey Oxlade CBE	33
1955-1966	George Lowe MBE	11
1966-1976	John Hodgson	10
1976-1980	John Stephenson	4
1980-1984	Barry Rothwell	4
1984-1991	Jim Stewart	8
1991-1999	Gary Flowers	8
1999-2000	Ron Holmes	1
2000-2004	Tim Farriss	4
2004-Present	Andrew Fraser	12*

### EXECUTIVE ADMINISTRATION – LAST 10 YEARS

YEAR	HON PRESIDENT	HON SECRETARY	HON TREASURER
2006-07	Andrew Fraser	Phil Munting	Matt Kaye
2007-08	Andrew Fraser	Phil Munting	Matt Kaye
2008-09	Andrew Fraser	Ross Wiblin (GM)	Fiona Lyon
2009-10	Andrew Fraser	Ross Wiblin (GM)	Fiona Lyon
2010-11	Andrew Fraser	Ross Wiblin (GM)	Fiona Lyon
2011-12	Andrew Fraser	John Parkinson	Fiona Lyon
2012-13	Andrew Fraser	Don Waller	Fiona Lyon / Simon Lyon
2013-14	Andrew Fraser	Steve Beatty	Scott McLachlan
2014-15	Andrew Fraser	Steve Beatty	Scott McLachlan
2015-16	Andrew Fraser	Steve Beatty	Scott McLachlan

## Non Playing Members

Matthew Suttling	Joel Mason	Luke Mason	Tony Pitcher
Ross Denny	Errol Cranney	Ben King	Steve Beatty
Russell Merchant	Roy Edwards	Brad Pamp	Frank Turner
Darren Goodger	Scott McLachlan	Kevin Davies	Craig Little
Matthew Balch	Gary Holmes	Corrie Boss	Ron Holmes
Marty Edgell	Nathan Dodd	Kim Kelly	John Griffiths
Paul Hartmann	Tony Graham	Jim Outred	Michael D'Arcy
Dane McKay	Darryl Breen	Michael McMahon	Mark Williams
Nick Brome	Brian Gainsford	Nathan Austin	Jamien Zimmerman
Dale Hunt	Greg Silk	James Economides	Richard Davies
Kerry-Anne Neilson	Lawrence Nathan	Mark Stanley	Mick Trevaskis



YEAR	CLUB CHAMPIONSHIP	1 <sup>ST</sup> GRADE	2 <sup>ND</sup> GRADE	3 <sup>RD</sup> GRADE	4 <sup>TH</sup> GRADE	5 <sup>TH</sup> GRADE	PG's	Green Shield
2002-03	1 <sup>st</sup>	3 <sup>rd</sup>	16 <sup>th</sup>	3 <sup>rd</sup>	2 <sup>nd</sup>	7 <sup>th</sup>	4 <sup>th</sup>	11 <sup>th</sup>
2001-02	5 <sup>th</sup>	18 <sup>th</sup>	2 <sup>nd</sup>	4 <sup>th</sup>	2 <sup>nd</sup>	10 <sup>th</sup>	6 <sup>th</sup>	2 <sup>nd</sup>

## Premierships

GRADE	YEARS
Club Championship	1976-77, 1988-89, 1999-00, 2002-03, 2005-06, 2011-12, 2014-15
1 <sup>st</sup> Grade	1949-50, 1957-58, 1973-74, 1988-89, 2014-15
1 <sup>st</sup> Grade L/0	1974-75, 2000-01, 2005-06
1 <sup>st</sup> Grade T20	2009-10
2 <sup>nd</sup> Grade	1904-05, 1989-90
3 <sup>rd</sup> Grade	1902-03, 1920-21, 1958-59, 1969-70, 1974-75, 1987-88 (undefeated), 2004-05, 2010-11, 2014-15
4 <sup>th</sup> Grade	1972-73
5 <sup>th</sup> Grade	2010-11
Poidevin Gray	1949-50, 1955-56, 1968-69, 1977-78, 1985-86
Green Shield	1941-42, 1942-43, 1944-45, 1952-53, 1953-54, 1959-60, 1991-92
Masters	2002-03, 2003-04
Ladies	1982-83 (2 <sup>nd</sup> Grade)

## Charity partners



Stewart House



Happy Days Cambodian Charity



## Club Sponsors


### MAJOR SPONSOR



### SECONDARY SPONSOR



### CLUB SPONSORS



*Ann Wilson Funerals*



*Quest Manly*



*Titan Ford*



*Red Property Group*



*Ultra Tune Manly*



*The Manly Daily*



*Allambie Heights IGA*



*4 Pines Brewery*



*Ian Bird Photography*

## Local Government



*Manly Council*



*Warringah Council*

## Category Sponsors



*Timbertime Toys*

**Sydney Rd Sponsor**



*Quest Events*

**Sydney Rd Sponsor**



*Westfield Warringah Mall*

**Sydney Rd Sponsor**



*Guzman Y Gomez*

**Sydney Rd Sponsor**



*Bradstreet Building*

**Sydney Rd Sponsor**



*The Butchers Cafe*

**Sydney Rd Sponsor**



CSG

*Sydney Rd Sponsor*



Top Tier Sports

*Sydney Rd Sponsor*



Spartan

*Sydney Rd Sponsor*

## Player Sponsors



Health Corp  
James Crosthwaite



Device Technologies  
Adam Crosthwaite



Changing Walls  
Sam Gainsford



Quest Events  
Meet. Learn. Grow.

Quest Events  
Cameron Merchant



Chiropractic  
Solutions

Chiropractic Solution  
Jake Carden



The Butchers Café  
James Munting



Spartan Sports  
Jarrod Rawlings



Guzman Y Gomez  
Aiden Bariol



Device Technologies  
Arshdeep Viridi





**Graeme Turner**  
Insurance Broker  
0414 329 106  
 **BROOKVALE**  
INSURANCE BROKERS

Brookvale Insurance Brokers  
Jay Lenton



Timbertime Toys  
Ahillen Beadle



BOQ Manly  
Steve O'Keefe



Miles from Home  
Aidan Baker



Top Tier Sports  
Taylor Beatty



Silicon Beach Computers  
Jack Ritchie



Plateau Fine Quality Meats  
Adam Gummer



Athletic Strength Institute  
Jordan Daly



Robeco  
Mickey Edwards



Westfield Warringah Mall  
Nick McLachlan



More than you expect.

CSG  
Sam Hole



## **ALLAMBIE HEIGHTS**

The team at IGA Allambie Heights are proud to sponsor Manly Warringah District Cricket Club.

We pride ourselves on providing a community shopping experience, run by locals who strive to deliver a friendly atmosphere with a wide range of products and the freshest produce at a competitive price.

*How the locals like it...*





## President's Report

I think we all knew 2015-16 was going to be a challenging year, following the euphoria of the previous season. We all knew other clubs were going to come hard at us and this proved to be the case (both on and off the field). Despite no silverware, I believe the players gave 100% in every match, but we just weren't able to finish off the close ones.

That said, we were not far away and I truly believe the whole club continued to build on our strong culture and we are very well positioned to continue our success again next season.

So well done to all the captains, players and coaching staff, led by Shawn Bradstreet and Phil Marks, on a solid job.

Our Junior Pathway Program continues to flourish and congrats to our brothers at Warringah Shires for taking out the 2nd grade premiership - cricket on the peninsula is in very good shape!

Our wonderful Committee had an enormous workload this year and I specifically want to make special mention of each of them for their respective contributions;


**David Gainsford** - just a dedicated and tireless worker for this Club and I could have no better person as my Deputy!

**Steve Beatty** - words can't describe how much work this guy does as Hon Sec. The quality of his work matches the quantity. One of the great administrators in our club's history.

**Scott McLachlan** – his financial reports are immaculate and the club's strong fiscal position is a result of Scotty's brilliant work.

**Joel Mason** – I don't think anyone in our club does more work than this guy. He is just a

machine and his passion for the Tahs is infectious. Great work on the Preso Dinner Pez!



**John Warn** – our club is fortunate to have the Cricket NSW Chairman on Committee. He has been our delegate to SCA & CNSW for the past 7 years.

**Adam Gummer** - Gumms is the quiet achiever who just gets the job done. Did all the legwork for our Presentation Dinner and another great worker throughout the season.

**Mick Trevaskis** - a great first year on the Committee for Mickey. He is as passionate about Manly cricket as anyone and what an awesome job he did as MC at our Presentation Dinner!

**Ross Denny** - another first year Committee man. Picked up the role as Pathway Manager and is meticulous with his documentation.

**Corrie Boss** – he again did a terrific job managing our Community programs, which are now a very important part of our club.

**Langdon Gould** – ill health didn't stop Langy from attending most meetings and he continues to provide valuable counsel.

So a big, big thank you to each and every one of you for your efforts.

A huge thanks to all our sponsor partners who are mentioned in this report – all of your contributions are extremely valued.

TravelSIM have been amazing supporters of our club over the last few seasons, so a huge thanks to Jamien Zimmerman and his team for their support of our Club over the past 6 years.



This season was also our 20th in partnership with the Mounties Group/Harbord Diggers which is one of the longest sponsorships in peninsula sporting history. So thank you to Dale Hunt and Greg Silk (Manly Bowling Club) and all the Mounties team. The new Harbord Diggers Club will be sensational when construction is completed.

Thanks to our Patrons, Manly Mayor Jean Hay, Warringah Mayor Michael Regan and of course Mike Baird MP. As has been documented, in 2017 the NSW Government will formalise one council on the peninsula.

And I'd like to acknowledge our volunteers who are the heart and soul of our Club who turn up every week and do great work for us - namely Geoff Rogers, Gordon Currie, Peter Garlick, Alan Wright, Donny "Dollars" Sellin, Dave "Lozza" Gardner, Will Harding, Michael "Juice" Shephard, Bobby Rollins, Todd Darvall and Todd Harper.

Let's make sure our 139th season in 2016/17 sees us capitalise on the great platforms we now have in place!

In the interim, I would like to share a poem on our 138th year, which I think aptly sums up the season;

### **MWDCC – 138 Years Young**

It's hard to believe it all started, way back in 1878,  
That's an amazing 138 years, of our history to date!

It was down at Manly Oval, where they created the wicket,  
And so was born, Manly Warringah Cricket.

I wonder if our founders, thought we could make it this far?  
As they entrusted us to carry forward, the Club's Waratah.

Over time, we've assembled a truly amazing cast,  
And our culture was shaped, courtesy of some legends of our past.

I'm sure those before us, are watching from above,  
As we all give our heart & souls, for this Club we all love.

There's been so many wonderful eras, so many stories to tell,  
Almost 200 guests at the Presentation night, proves Manly is alive and well.

There was only 5 Presidents, in our first 98 years,  
Probably because back then, they never had to shout the beers!

One of them was George Lowe MBE, who was honoured on Preso night,  
He had to overcome massive adversity, but never gave up the fight.

The 1950s was a golden era for the Club where we won 8 comps,  
Including our first 1st Grade title, when I'm sure they did the nudey romp!

Test stars like Keith Miller, Jim Burke & Peter Philpott, were all Manly boys,  
I'm told each of them on the field, oozed class & poise.

And of course in the 6 decades since, we've had our share of glory,  
Names like Pawley, Bradstreet, Evans, Cruickshank, are now a big part of our story.

As are Jackson Bird and Steve O'Keefe, Manly boys to recently play Tests,  
As I watch our local juniors being nurtured by our coaches, I wonder who'll be next?

We're a family Club, and boast so many other great tireless workers and names,  
Like the Brenners, Beatty's and Gainsfords, who never seek any credit or fame.

We're blessed with so many quality players, coaches, sponsors and volunteers, Each of whom it is always a pleasure, to share a few beers.

To our Patrons, Mayors Hay & Regan, and Mike Baird, Premier of the State, Their passion and support of the Tahs personifies why our Club is so great.

Just like us, they are all fiercely patriotic, while others call us geographically insular, We're the best cricket Club in the world, right here on the peninsula!

As we endure generational change, we also face new challenges of the modern day, But we should all feel very proud, of how our Club and players, are leading the way.

The digital world and social media, means we're now scrutinized more than ever, That doesn't mean we have to change our culture, just be respectful and clever!

To all our supporters, girlfriends, wives and parents, thanks to you all, Rest assured your support is crucial, and helps our players to stand tall!

Remember whoever walks within our Club, must endeavor to make it a better one, The club adopts a "we not me" philosophy, which ensures our culture, never comes undone.

And to all our players, no trophies this year boys but next year we'll make amends, Just continue building the great camaraderie, and you will become lifelong friends!

Finally, thank you all for your contributions, in this our 138th year, Enjoy reading the achievements of our teams as we wait for another season to draw near!

Andrew Fraser  
Honorary President 2015/16



## Secretary's Report

To the wider cricket community involved with Manly Warringah District Cricket Club, the Committee has the pleasure in submitting the 138th Annual Report, including the financial statements, covering the 2015/16 cricket season.

The club entered teams in the five Sydney Grade competitions, along with the First Grade Limited Overs and T-20 competitions, the Poidevin-Gray and AW Green Shield competitions.

After the lofty achievements last season, the club took on the task to defend our number one position in Sydney grade cricket. It was a tough task with injury and availability taking a toll, but in mid-March we still had 4 of the 5 grade teams in finals contention.

1st grade was beaten in the T-20 semi-final and missed out on the regular season finals on a percentage difference. 4th grade was knocked out in the quarter final and 3rd grade in the semi-final. AW Green Shield lost their semi-final.

MWDCC ran 9th in the club championship.

A very solid if not spectacular year. Congratulations to all our coaches and the playing group.

We had a number of champagne performances in the 2015/16 season.


19 Centuries - (in 2014/15: 19 centuries, 2013/14: 24 centuries).

14 Five wicket hauls - (in 2014/15: 18 times, 2013/14: 23 times).

Steve O'Keefe played for Australia in the Sydney Test, and it was nice to see Manly junior Jackson Bird play in the Test series against New Zealand.

Club Captain Jay Lenton made his NSW first class debut.

Aiden Bariol and Jack Edwards played for the Australian U16 team and Oliver Davies was selected in the Australian U/16 side for next season.



Shawn Bradstreet was recruited into the Sydney Thunder Big Bash franchise to run their academy program and ended up as assistant coach of the BBL winners!

We remain a young club and highs and lows of the playing group were well managed by head coach Shawn Bradstreet and his team of Phil Marks, Tim Cruickshank, Bobby Rollins, Steve Whitfield, Gavin Fletcher and Dave Gardiner. The dedication of this group to the on-going success of MWDCC is outstanding.

Chris Hynes, as Chairman of Selectors was a tower of strength and has no peer in Sydney Grade Cricket for the amount of time, effort and research he puts into guiding team selections. He is the master tactician around finals time to ensure player qualification is met.

To each of the captains, well done. Very well done. Leadership is more important in challenging times and each captain certainly led from the front. I want to commend each of you for the countless hours of work done before and after the games along with your efforts on the field.

Our Pathway program continues to nurture young players and we saw them step into grade cricket with more confidence. The results of the Manly Junior Rep season demonstrates the depth we will be drawing on in the future:

Of the 12 teams in DCA or President Cup competitions, 11 made the finals.

3 finalists were crowned premiers. 3 Manly juniors were named DCA players of the year in their age groups.

In the 2015/16 season we had 13 players qualify for their official MWDCC playing number, and we had 7 players earn their Baggy Blue debuting in first grade. The new playing numbers are listed below.

1453	Dukoski	Vele
1477	Akhurst	William
1478	Anderson	Jonah
1479	Crosthwaite	James
1480	Hole	Edmund
1481	McKenna	Daniel
1482	Osborne	Nicholas
1483	O'Sullivan	Jacob
1484	Sheedy	Tom
1485	White	Mathew
1486	Wolter	William
1487	Davies	Oliver

Where would we be without our volunteers?? MWDCC has a superb group of conscientious, diligent workers who get our sides onto the park every week.

Our scorers - Geoff Rogers, Gordon Currie, Peter Garlick, Don Sellin and Langdon Gould.

Our Team Managers - Michael Shepherd (Juice), Will Harding and Dave Gardiner.

Our Ground Managers Todd Harper and Al Wright.

Our communications group - Ross Wiblin, Sam Webber, Jordan Daly, Sam Hole, Sam Alexander, Tom Kaye and Sam Kelly.

Bob Brenner - again thanks for being an on-hand back up for various meetings.

Ian Bird for all the great photographs.

Ted Lindsay for helping in our community events.

There have been a host of others who have helped this year, especially providing afternoon teas. We thank you all!!

MWDCC welcomed 2 new committee members in 2015/16. Mick Trevaskis and Ross Denny both jumped straight into contributing roles that are key to the club. In addition Ross has been the champion of women's cricket in the area which we expect to grow in participation.

To all of the committee, always ably led by Frase, a sincere thank you for the long hours and hard work contributed throughout the season. It has been thoroughly enjoyable working with each of you.

I would like to officially thank Manly Council for their efforts ensuring L M Graham Reserve was fit for 1st grade cricket in 2015/16. The use of Manly Oval remains in question for next season.

MWDCC is a strong club and it demonstrates our power and expectation that we see the 2015/16 season as "very solid". Many clubs would classify the year as very good. The SCA is one of the toughest grade competitions in the world.

This past season we met our challenges both on and off the field and we are looking forward to the 2016/17 season with great anticipation.

Steve Beatty  
Honorary Secretary 2015/16







**A prepaid  
funeral is fixed  
at today's  
price, protecting  
you from  
inflation.**

**Since 1995, Ann Wilson Funerals has known the  
importance of planning ahead.**

We understand our community and its families' needs at a time of loss.

By prearranging and prepaying a funeral at today's prices, you will be helping your family during an emotional time.

Contact us to discuss the advantages of prearranging a funeral with experienced, caring people you can trust.

**9979 5978**

Mona Vale

**9971 4224**

Dee Why



**A N N W I L S O N  
F U N E R A L S**

[annwilsonfunerals.com.au](http://annwilsonfunerals.com.au)

## Manly for Manly Community Program

The “Manly for Manly” program continued to grow from strength to strength in the 2015/16 season, with community involvement being seen as a major pillar in determining if the season was a successful one.

This season saw the continuation of our junior coaching and involvement with our many charity partners including Happy Days, Red Cross, McGrath Foundation, Stewart House and Movember.

Junior coaching and grass roots cricket is the base of the “Manly for Manly” program. The Manly playing group giving back to the next generation of players was something that the playing group not only raised but also included in their own player charter. Countless coaching clinics were carried out by the players this year, which was even an improvement on last season. A highlight and a first for the program was coaching the U13 girls side on Manly Oval earlier in the season. This is something the club will look to continue for the years to come, and hopefully we can continue to promote and strengthen female cricket on the Northern Beaches.

The “Bleed Blue” blood donations for the Red Cross this season not only saw an increase in the playing group participating, but also family and friends joining and donating to grow the Waratahs tally from last season.

Our player visits with Stewart House also continued with the inaugural George Lowe medal winner (Aidan Baker) leading the way. This is a long term partnership and one we are certainly proud of. The members of the playing group visit the less fortunate kids and spend an afternoon on the beach playing games and in general giving the kids something to look forward too.

The inclusion of the George Lowe Medal was one of the great additions this year. An aptly named award for a member of the playing group who throughout the season gave exceptional service back to the community. With the inaugural winner being Aidan Baker as mentioned above. Aidan was a more than worthy winner not only coaching his own junior district cricket side but participating and helping out in all community events held. An honourable mention must also go too Jordan Daly as well for his contributions to the community throughout the season.

The “Manly for Manly” program is now engrained into the clubs culture and is something that will continue to grow season to season. To be involved in the community is something all our players want to be part of, and I know they cannot wait to get back involved in next season.



## Past vs Present Pink Stumps Day – The Fiona Lyon Cup

The annual Past vs Present Cup was played at the recently refurbished L.M. Grahams Reserve on March 6th 2016. The match is held once per year in honour of the late Fiona Lyon, who was a much loved supporter and helper. Fiona was the heart and soul of the club, being our treasurer, canteen lady, and passionate supporter. Her passing was an absolute tragedy after a long battle with breast cancer, and the Pink Stumps day is held in her honour each year.

We were greeted by another cracker of a day at Grahams, and the captains were the same as the previous year, with club President Andrew Fraser skippering the Past XI, and committee member Adam Gummer captaining the present side.

After winning the 2015 T-20 encounter, the Present “Rock Stars” were sent in to bat by the Past veterans. The decision quickly backfired as Jack Edwards and Tom Kaye scored 80 off the first 10 overs. Tom made a well compiled 50, but the Past team fought back to restrict the Present team to 152.

With three ex-first class cricketers in the Past side, the total looked gettable. But when Jon Moss and Tim Cruickshank holed out early, it was all downhill from there. Phil Marks slogged a few big bombs at the end, as the Past team ended up on 8-125 off their 20 overs, to fall 27 runs short. Tom Kaye earned Man of the Match for his efforts.

Again, the match was played in great spirit, with a bit of healthy banter between the youngsters and the veterans, adding to the atmosphere of the day. It was great to raise money for the McGrath foundation through the Pink Stumps day and it was especially great to see all of the strapping gentleman dressed in pink caps.

Thanks to Errol Cranney and Marty Edgell for umpiring and to Adam Gummer and David Gainsford for organising the day. Thanks to all the past players for supporting the day. Thanks to everyone else who attended and played in honour of Fiona. It was a great day with plenty of laughs and a few beers and stories afterwards.







## Champagne Cricketers

### BATTING

Score	Name	Grade	Round	Opponent
113*	Jay Lenton	1st Grade	Round 2	Sydney University
102*	Jay Lenton	1st Grade	Round 3	Fairfield-Liverpool
104*	Jay Lenton	1st Grade	T20 Rnd 3	St George
100*	Jarrold Rawlings	2nd Grade	Round 3	Fairfield-Liverpool
152	Luke Edgell	4 <sup>th</sup> Grade	Round 4	Campbelltown-Camden
114*	Billy D'Arcy	4th Grade	Round 4	Campbelltown-Camden
131	James Crosthwaite	1 <sup>st</sup> Grade	Round 6	Northern District
127	Adam Crosthwaite	1st Grade	Round 7	UNSW
125	Jack Ritchie	1 <sup>st</sup> Grade	Round 7	UNSW
111	Billy D'Arcy	3 <sup>rd</sup> Grade	Round 7	UNSW
117	Sam Hole	4 <sup>th</sup> Grade	Round 8	Gordon
102	Ollie Davies	Green Shield	Quarter Final	Northern Districts
109*	Jack Ritchie	1 <sup>st</sup> Grade	Round 10	North Sydney
125	Jay Lenton	1 <sup>st</sup> Grade	Round 11	Randwick-Petersham
111	James Crosthwaite	1 <sup>st</sup> Grade	Round 13	Parramatta
120	Jarrold Rawlings	1 <sup>st</sup> Grade	Round 13	Parramatta
101	Adam Gummer	4 <sup>th</sup> Grade	Round 13	Parramatta
140*	Tom Kaye	2 <sup>nd</sup> Grade	Round 14	Mosman
108	James Crosthwaite	1 <sup>st</sup> Grade	Round 15	St George

### BOWLING

Figures	Name	Grade	Round	Opponent
5 for 50	Max Burgess	4th Grade	Round 3	Fairfield
6 for 56	Jacob Graham	4th Grade	Round 4	Campbelltown-Camden
5 for 36	Ben Kittlety	5 <sup>th</sup> Grade	Round 4	Campbelltown-Camden
5 for 11	Lachie Kerr	5th Grade	Round 6	Northern Districts
5 for 30	Josh Wigney	PGs	Round 3	Penrith
5 for 27	Sam Gainsford	PGs	Round 4	UNSW
5 for 54	Michael Visser	1st Grade	Round 9	Blacktown
6 for 43	Nathan Buck	1st Grade	Round 10	North Sydney
5 for 38	Nick McLachlan	1st Grade	Round 10	North Sydney
5 for 39	Matt Morris	4th Grade	Round 13	Parramatta
5 for 17	Aidan Baker	2nd Grade	Round 13	Parramatta
5 for 25	Daniel McKenna	4th Grade	Round 14	Mosman
6 for 16	Ryan Bishop-Perrett	4th Grade	Round 15	St George
5 for 46	Josh Wigney	3rd Grade	Quarter Final	Eastern Suburbs





## STAY A LITTLE LONGER - Quest Manly

Overlooking beautiful Sydney Harbour, Quest Manly is your ideal home away from home. Whether staying for a night or a week, our stylish newly refurbished apartments provide the space and convenience to unwind and relax.

We offer studio, one and two bedroom apartments to accommodate the whole family and complimentary on-site car parking is available.

Come and stay a night and see why our guests don't want to leave.

Visit [questmanly.com.au](http://questmanly.com.au)  
or call 02 9976 4600

Your perfect travel companion



## 2015/16 Major Award Winners

### 1<sup>st</sup> Grade:

(Min 300 runs and 15 wkts)

Batting Award: Jay Lenton – 731 runs @ 73.10

Bowling Award: Ahillen Beadle – 25 wickets @ 23.68

### 2<sup>nd</sup> Grade:

(Min 300 runs and 15 wkts)

Batting Award: Tom Kaye – 471 runs @ 36.23

Bowling Award: Aidan Baker – 16 Wickets @ 14.38

### 3<sup>rd</sup> Grade:

(Min 300 runs and 15 wkts)

Batting Award: Jack Edwards – 379 runs @ 42.11

Bowling Award: Jack Edwards – 15 wickets @ 13.93

### 4<sup>th</sup> Grade:

(Min 300 runs and 15 wkts)

Batting Award: Luke Edgell – 366 runs @ 61.00

Bowling Award: Jacob Graham – 22 wickets @ 16.91

### 5<sup>th</sup> Grade:

(Min 300 runs and 15 wkts)

Batting Award: Isaiah Vumbaca – 277 runs @ 46.17

Bowling Award: Jonah Anderson – 18 wickets @ 18.22

Note: No 5<sup>th</sup> Grade batsmen hit over 300 runs

### Poidevin-Gray:

(Min 125 runs and 8 wkts)

Batting Award: Ryan Farrell – 185 runs @ 46.25

Bowling Award: Sam Gainsford – 9 wickets @ 15.44

### AW Green Shield:

(Min 125 runs and 8 wkts)

Batting Award: Oliver Davies – 276 runs @ 46.00

Bowling Award: Hayden Brown – 8 wickets @ 13.25

Note: Award in each grade is based on the best average

### Captain of the Year:

Max Burgess

### Spartan Sports Players' Player:

Jack Edwards

### Most Dismissals by WK:

Jay Lenton – 32 dismissals (29 catches / 3 stumpings)

### Most Catches:

Joseph Graham – 13 catches

### Bob Lind Junior Player of year:

Ryan Farrell

### Senior Player of year:

Jay Lenton

### Don Sellin 3<sup>rd</sup> Grade Award:

Josh Wigney

### Langdon Gould Scholarship:

Isaiah Vumbaca

### President's Award:

Chris Hynes

### Gary Flowers

### Most Improved Player:

Billy D'Arcy

### George Lowe Medal:

Aidan Baker

### Keith Marks Memorial Trophy (Clubman of Year):

Sam Webber







## All Grades

Adam Crosthwaite	5,000 runs
Cameron Merchant	5,000 runs
Jack Ritchie	5,000 runs
Warren Evans	5,000 runs

Max Burgess	2,000 runs
Tom Kaye	2,000 runs

Matthew Alexander	1,000 runs
James Boyer	1,000 runs
Sam Gainsford	1,000 runs
Jacob Graham	1,000 runs
Jay Lenton	1,000 runs
Toby Poole	1,000 runs

Warren Evans	100 catches
--------------	-------------

Michael Visser	250 wickets
----------------	-------------

Matt Alexander	150 wickets
----------------	-------------

Ahillen Beadle	100 wickets
----------------	-------------

Jake Carden	50 wickets
-------------	------------

Sam Hole	50 wickets
----------	------------

Ben Kittlety	50 wickets
--------------	------------

Josh Wigney	50 wickets
-------------	------------

Adam Crosthwaite	150 dismissals
------------------	----------------

Jay Lenton	50 dismissals
------------	---------------

Luke Edgell & Billy D'Arcy	4 <sup>th</sup> Grade 1 <sup>st</sup> Wicket Partnership Record – 273
----------------------------	---

Sam Hole & William Wolter	4 <sup>th</sup> Grade 2 <sup>nd</sup> Wicket Partnership Record – 170
---------------------------	---



## Leading Batting Averages 2015/16

Minimum of 300 runs

Position	Name	Matches	Inn	N/O	100s	50s	HS	Runs	Avg
1	Jay Lenton	19	20	6	4	3	125	946	67.57
2	Luke Edgell	8	8	1	1	1	152	369	52.71
3	James Crosthwaite	17	15	0	3	3	131	719	47.93
4	Jarrold Rawlings	15	12	1	2	1	120	454	41.27
5	Jack Ritchie	21	20	4	2	2	125	653	40.81
6	Ahillen Beadle	19	19	4	0	5	88	578	38.53
7	Thomas Kaye	15	14	1	1	4	140*	471	36.23
8	Jack Edwards	16	15	1	0	5	71	491	35.07
9	Adam Crosthwaite	18	19	0	1	2	127	650	34.21
10	Cameron Merchant	15	14	3	0	0	88	375	34.09

## Leading Bowling Averages 2015/16

Minimum of 15 wickets

Position	Name	Matches	Overs	Mdns	Runs	Wkts	Avg	5 WI	BB
1	Aidan Baker	18	63.4	15	230	16	14.38	1	5 for 17
2	Matthew Alexander	19	168.2	25	590	38	15.53	0	4 for 26
3	Jack Edwards	16	108.1	37	233	15	15.53	0	3 for 17
4	Jake Carden	15	138.2	37	373	24	15.54	0	3 for 5
5	Warren Evans	16	151.2	37	418	26	16.08	0	4 for 34
6	Jacob Graham	15	164.4	50	424	26	16.31	1	6 for 56
7	Alex Bain	13	138.1	27	353	20	17.65	0	3 for 23
8	Jonah Anderson	13	143.5	38	364	19	19.16	0	3 for 15
9	Ben Kittlety	11	143.3	27	441	22	20.05	1	5 for 36
10	Dan McKenna	15	157.3	29	482	24	20.08	1	5 for 25

Please Note: Above stats includes T20 stats but does not include PG's or Green Shield.



## Club Coach's Report

Following the enormous heights the Club reached last season, there was little doubt that the pressure was on to repeat similar success. We were also aware that whilst every club enjoys beating Manly at the best of times, given our recent success that desire would be magnified.

As coaches, we knew that we needed to put all of that aside and simply concentrate on our philosophies that had served us so well in past seasons. We added one final mantra to our arsenal, 'stick to the plan', which we reinforced on a regular basis throughout the season.

From a training perspective, we had the luxury of brand new facilities to use at Graham's Reserve which was exciting for everyone.

Although there were some initial teething problems during the first half of the season, by the end most of those issues had been addressed and the training sessions were productive. Well done to everyone involved for firstly working so hard to get these facilities completed and secondly, for ironing out those initial issues.

We will continue to ensure that these facilities are well looked after and remain the benchmark for grade cricket training in Sydney.

A further challenge to repeating our success was losing seven players from the top two grades to either retirement or other clubs. The obvious upside was opportunities for those players wishing to take advantage of the gaps left by the departing players, which was repeated frequently throughout the season to the player group. We knew that the losses would have some impact on performance through the grades and we were realistic about our expectations as a result.

Our coaching panel grew with the valuable addition of Tim Cruickshank as PG's coach and helping out with the batters. Recently retired of course, Tim already had a connection with the players throughout the club and slipped into his role seamlessly. He offered valuable insights to the players and coaching staff alike during the season which was well received.

Bobby Rollins was back again working with the batters as only he can. His amazing energy at sessions on Tuesdays and Thursdays was infectious. The first to arrive and the last to leave, there is seldom a moment when Bobby stands still. He was regularly around on the weekends too, keeping an eye on the batters he'd been working with. What an asset and the players all agree!!

Gavin Fletcher, our fast bowling coach and Steve Whitfield our spin bowling coach both continued to grow and develop our crop of bowlers. Very different in their approach, Fletch keeps it really simple for the bowlers, only offering up advice when required. His advice is well thought out and calculated when presented, which all of the bowlers responded well to.

Whit on the other hand is enthusiastic, passionate and animated when discussing bowling with his charges, which is exactly the way he played the game himself. What a way to learn and the spinners have improved as a result and love having Whit around.

Adam Crosthwaite worked well again with the batters and wicketkeepers and could be seen regularly holding court discussing technical issues with the 'keepers.

On the field our performances throughout the grades lacked consistency which ultimately resulted in limited success.

In the longer version we only managed to get two grades, thirds and fourths, into the play offs. Fourth grade went down in the quarter finals whilst Third grade bowed out in the semifinals. Our First grade side played well during the T20 campaign winning all four round games and the conference semifinal. They then lost to Randwick-Petersham in the preliminary final at the SCG but can feel proud of their performances during that competition.

Although First grade missed out on the play offs in the two day competition, they were agonisingly close, missing out on 6th position by a single point. Unfortunately the one day campaign was disappointing, finishing 15th.

Second grade struggled to get momentum during the season only managing to win 6 of their 15 rounds.



This grade however will continue to be a focus for us in developing first grade players. Unfortunately this can work against attempts to maintain a consistent player roster.

The Pathway program continues to bear fruit for us in the way of talented young cricketers. All start their careers with us in Fifth grade and many have since moved up the grades. This season our Fifth grade started very well winning five of the first six rounds to be at the top of the ladder. Unfortunately they only won a further two games during the season, finally finishing in 11th position, 6 points outside the top six. They will all be better players for the experience.

As reigning Club Champions we were acutely aware of the pressures associated with that title. The last time we won the Club Championship we finished 18th the following season. Thankfully we didn't fall that far this time however finishing 9th was still disappointing. Much improvement to look forward to next season.

Individual performances were strong as usual, particularly with the bat and as a club we managed to score a total of 19 centuries and 73 half centuries (29 fewer than last season). In the bowling department we took five wickets in an innings on 14 occasions down from 19 last season. All in all though, still quite strong numbers and a platform to begin the rebuild to lofty heights yet again.

Although we were not as successful as last season we all knew it was going to be an extremely tough

assignment to replicate. Having said that, we've been there before, the pressure is relieved and soon it'll be time again to prepare for our next season. We will be ready, that's for sure.

Thanks to all the coaching staff again for your passion and dedication, it is very much appreciated.

To all our support staff including Alan Wright, Todd Darvall, Todd Harper, Dave Gardiner and Michael Shephard, thanks sincerely for all your assistance at training and games, the players and us, as coaches, love having you guys around.

To Chris Hynes our Chairman of Selectors, thanks mate for all your hard work particularly at the end of each week finalising selections and also working so effortlessly with our brothers at Warringah.

To all of our captains, congratulations on the season, it's a tough gig and you've all done it well and with the dedication and commitment we expect of our leaders. It's been a pleasure working with you all weekly.

To our committee, the best in the business, thanks again for giving us the space to do our work. We'll be back again to finish our business.

See you all in pre-season.

Shawn Bradstreet and Phil Marks  
Head Coaches 2015/16





## 1<sup>st</sup> Grade Report

Competition	Position	Team	P	W2	W1	D	L1	L2	Wkts Lost	Runs For	Wkts Taken	Runs Agst	Points
2 Day	8 <sup>th</sup>	Manly-Warringah	15	1	6	1	7	0	99	4183	146	4094	48
1 Day	15 <sup>th</sup>	Manly-Warringah	4	0	1	0	3	0	30	817	38	891	7
T20	3 <sup>rd</sup>	Manly-Warringah	4	0	4	0	0	0	26	533	38	501	24

Note: Above stats are regular season matches only

Note: 1 Day stats are also included in the 2 day numbers

As 1st grade defending champions we had a cross on our backs all year. Unfortunately we didn't have the year that we all believed that we could at the start of the year. Losing members from the Premiership team was difficult but it gave opportunities to many young guys to step up and we had many debutants in first grade this year and many of them being Manly Juniors was very exciting.

Our one day cricket wasn't great and cost us dearly this season. We had a year that losing close games came back to bite in the end. We ended up on 48 points which was only good for 8th position. As a matter of interest 54 points would have seen us 3rd. 6 points away from a home final hurts. We were T20 semi-finalists and a close loss to Randwick was as close as we got to silverware this season.

Jay Lenton, James Crosthwaite, Jack Ritchie and Ahillen Beadle were the first grade stand outs this season with great individual years.

### Jay Lenton

Jay was outstanding and rightfully took out the Batting award. Four 100s in a season is excellent. A First Class NSW debut, consistent 2nd XI representation and 946 runs in First Grade is a huge season. Jay has stepped up and led this team with his actions and results. To hit 900+ runs whilst missing games to higher honors and not playing finals in outstanding. I have no doubt that the magical 1000 runs for Jay will happen as well as a deserved professional career for a guy who works hard and does the right things to put his team and his career in a strong position. A great year from a great man.

### James Crosthwaite

Scored three 100s and 719 runs at 47 to be 13<sup>th</sup> on SCA runs list. An excellent impact in his debut Manly season. 3 hundreds in a season is huge and it can be

argued that the last 100 against St George was one of if not the best Manly 100 in history. James has fit into the club well and I have no doubt will be a manly boy for a long time with NSW and big bash selection definitely within reach if he can build on this season and take himself to another level. Anyone who saw the St George game saw one of the best ever Manly 100s and I have no doubt it would have had to have been an amazing innings to beat it.

### Jack Ritchie

Two 100s for 653 runs at an average of 40, finishing 20th on SCA runs list. Establishing himself as an elite first grade opening bat Jack was again huge for us. X2 100s and an average of over 40 is an excellent achievement. Jack has the ability to take his game up when needed as evidence in the last game when chasing a bonus point Jack peeled off 62 from 48 to get us off to a flyer. Couple this with his 125 off 192 and 109 off 129 shows his versatility. Well done Cubby

### Ahillen Beadle

578 runs at 38 plus 36 wickets at 20. AB was again a guy we can turn to with bat or ball. To average 38 with the bat and 20 with the ball is outstanding. His class with the bat and ever reliable left arm spin were huge for us. Many wouldn't realise AB making technical changes to improve his cricket after being named the O'Reilly medalist the year before, to me shows character of a guy wanting to keep improving his game. A player with as much talent as AB this is a credit to him and is an excellent role model for our youth. Well done AB.

### Cameron Merchant

Nappa's role changed this year and he was asked to play a senior role for this team which meant sliding back into the middle order to give us a veteran player around our young batsmen. We challenged Cameron

to play this role and he was excellent. Sometimes these contributions and things get looked over but not here. The Dream was excellent in leading by his actions demanding excellence from his teammates. Well done Cameron, your passion for this club isn't lost on anyone.

#### **Ryan Farrell**

To play first grade bowling leg spin, batting in the middle order and then captain PGs it's been a huge year for Ryan. A very impressive debut season with a lot to be excited about in the coming seasons.

#### **Jarrold Rawlings**

One of our young local products notching up his first 1st grade hundred. After forcing his way into 1st grade via his efforts dominating 2nd grade. Jarrod filled varying roles from positions away from his preferred opening spot until his chance came against Parramatta where Jarrod batted for 274 balls making 120. The first one is always special Jarrod now the challenge is to turn this breakthrough into a consistent occurrence. With some hard work this will be the first of many.

#### **James Munting**

Jimmy was our senior leader with the ball and later in his career become a solid all-rounder in this team. Munter held his own this year with the bat and ball was most impressive. The back end of the season saw injury get a hold of him but a great team man and a brilliant teammate.

#### **Nick McLachlan**

Nick had a tough job backing up from leading the wickets in the competition in a premiership side. This year every team wanted to deny Nick and made his job a lot more difficult. This being said he was outstanding at times. Nick's one day and T20 Skills are brilliant and has the ability to play higher. The batting improvement and determination Nick shows will have him as a genuine all-rounder in the next few years.

#### **Michael Visser**

After years of dominating 2nd grade Viss was excellent in his first full year in first grade. Taking his first 5 wicket haul in First grade was a testament to his hard work. Opening the bowling he showed he is a consistent performer who was often trusted to bowl long spells whilst not conceding many runs. Viss was often asked to bowl in various situations and he

did so brilliantly being very versatile for the side. A huge first season to build on and no doubt more success to come.

#### **Matty White**

Matty was a great inclusion for the club. His presence both on and off the field was awesome for the Manly Cricket Club. Matty bowled fast and was always super competitive. Whitey showed his versatility by opening the bowling, first change plus becoming a great asset at the death. His first year at Manly was great and he fought hard for his spot. With a year under his belt I have no doubt he will be back better next season ready to fight again.

#### **Matt Alexander**

Matty A ended the T20 season as the leading first grade wicket taker in the competition. This is a huge effort for a guy only just becoming a regular in first grade. Matt also had the best Strike rate of all bowlers in Sydney grade cricket first grade competition. It was an excellent year for Matt and I have a great feeling about the years ahead this is just the start of a fine Manly career.

As a special note in First grade this season we had players such as Sam Gainsford – T20 Debut & 1 day Debut. Tom Kaye – 1 day Debut. Trewartha – T20 Debut, Beatty, Baker, Dukoski – T20 Debut. All make great contributions throughout the year.

A huge Thank you to two of the most important parts of our group. Michael Shephard and Geoff Rogers. Juice you are such a special man and what you do for this team and your passion is incredible. Jeffro you keep giving to this team and it's never missed and never forgotten. You two are a huge part of everything we do.

I wanted to mention and thank our coaching and support staff. Shawn Bradstreet, Skid, Timmy, Bobby, Dave Gardiner, Wrighty, Toddy, Hynsie, Dollars, Fletch, Whit, Darval, Gains, Steve Beatty, Will and Juice. And others thru the year thank you so much from all the players. You are greatly appreciated.

It wasn't our best year but we are still feared in this competition and as a club we are committed to work hard, come back better, harder and stronger players and men. I believe strongly this is the best cricket club in the country and as a proud member I guarantee we

will be better, we will be stronger and we will be successful. Go Manly.

Adam Crosthwaite  
1<sup>st</sup> grade captain 2015/16





AS PROUD SPONSORS OF THE MANLY  
WARRINGAH DISTRICT CRICKET CLUB,  
WESTFIELD WARRINGAH MALL

**CONGRATULATES**

ALL MEMBERS OF THE CLUB ON A  
SUPERB 2015/16 SEASON



**Westfield**  
WARRINGAH MALL





## 1<sup>st</sup> Grade Match results

ROUND	DATE	MANLY SCORE	RESULT	OPPOSITION SCORE	VENUE
1	26 <sup>th</sup> Sep 15	Hawkesbury <b>241</b> – N McLachlan 3/40, M Visser 2/39 J Ritchie 2/46, M White 2/65	def by	Manly-Warringah <b>192</b> – A Crosthwaite 33, N McLachlan 33, R Farrell 29, J Crosthwaite 25	Owen Earle Oval
2	3 <sup>rd</sup> Oct 15	Manly-Warringah <b>9/235</b> – J Lenton 113*, J Munting 48, A Crosthwaite 28	def by	Sydney University <b>8/241</b> – S O'Keefe 2/31, N McLachlan 2/62	Manly Oval
3	10 <sup>th</sup> Oct 15 17 <sup>th</sup> Oct 15	Fairfield-Liverpool <b>7/288</b> – M Visser 2/49	def	Manly-Warringah <b>7/285</b> – J Lenton 101*, A Crosthwaite 48, A Baker 35, C Merchant 34, J Ritchie 26	Rosedale Oval
4	24 <sup>th</sup> Oct 15 31 <sup>st</sup> Oct 15	Campbellton-Camden <b>222</b> – N McLachlan 4/57, A Beadle 3/50, M Visser 2/34	def by	Manly-Warringah <b>6/325 (dec)</b> – J Ritchie 98, A Beadle 75, J Lenton 45, R Farrell 36, A Crosthwaite 33	Raby 1
5	7 <sup>th</sup> Nov 15 14 <sup>th</sup> Nov 15	Manly-Warringah <b>4/180 (dec)</b> – J Crosthwaite 91, A Beadle 53*	def	Western Suburbs <b>176</b> – M Visser 4/42, A Beadle 3/39, J Munting 2/25	Manly Oval
6	21 <sup>st</sup> Nov 15 28 <sup>th</sup> Nov 15	Manly-Warringah <b>7/371 (dec)</b> – J Crosthwaite 131, C Merchant 88*, J Munting 54, J Lenton 28	def	Northern Districts <b>329</b> – J Munting 3/48, R Farrell 2/27, M Visser 2/43, A Beadle 2/61	Manly Oval
7	5 <sup>th</sup> Dec 15 12 <sup>th</sup> Dec 15	UNSW <b>8/422</b> – N Buck 3/75, J Munting 2/76	drew	Manly-Warringah <b>5/422 (dec)</b> – A Crosthwaite 127, J Ritchie 125, J Crosthwaite 50, J Lenton 43, R Farrell 39*, C Merchant 27	Village Green
8	19 <sup>th</sup> Dec 15	Manly-Warringah <b>3/144</b> – C Merchant 57*, J Lenton 48	def	Gordon <b>142</b> – A Beadle 4/26, M Visser 2/40	Manly Oval
9	9 <sup>th</sup> Jan 16	Blacktown <b>267</b> – M Visser 5/54, A Beadle 3/44	def	Manly-Warringah <b>8/246</b> – R Farrell 73, J Lenton 55, J Ritchie 44	Joe McAleer Oval
10	16 <sup>th</sup> Jan 16 23 <sup>rd</sup> Jan 16	Manly-Warringah <b>2/128 (dec)</b> – J Crosthwaite 57, J Ritchie 49* <b>2/209</b> – J Ritchie 109*, A Beadle 49*, A Crosthwaite 28	def	North Sydney <b>123</b> – N Buck 6/43, N McLachlan 2/13, A Beadle 2/17 <b>213</b> – N McLachlan 5/38, J Munting 2/30	Manly Oval
11	30 <sup>th</sup> Jan 16 31 <sup>st</sup> Jan 16	Manly-Warringah <b>323</b> – J Lenton 125, M Alexander 43, J Ritchie 40, J Rawlings 33, C Merchant 30	def by	Randwick Petersham <b>8/346 (dec)</b> – A Beadle 3/58, M Visser 2/84	Manly Oval
12	6 <sup>th</sup> Feb 16 13 <sup>th</sup> Feb 16	Sydney	def by	Manly-Warringah	Drummoyne Oval

		200 – N McLachlan 2/33, A Beadle 2/37, M Alexander 2/38, R Farrell 2/42, M Visser 2/45		293 – A Beadle 88, A Crosthwaite 81, C Merchant 51, J Crosthwaite 33, J Lenton 28	
13	20 <sup>th</sup> Feb 16 21 <sup>st</sup> Feb 16	Manly-Warringah 4/330 (dec) – J Rawlings 120, C Crosthwaite 111, A Beadle 65	def by	Parramatta 4/331 – N McLachlan 2/68	Graham Reserve
14	27 <sup>th</sup> Feb 16 5 <sup>th</sup> Mar 16	Mosman 305 – M White 3/53, M Alexander 2/43, N McLachlan 2/91	def	Manly-Warringah 280 – J Lenton 94, J Crosthwaite 45, C Merchant 45, M Alexander 28	Allan Border Oval
15	12 <sup>th</sup> Mar 16	St George 9/216 – M Alexander 3/28, M White 2/37	def	Manly-Warringah 2/220 – J Crosthwaite 108, J Ritchie 62, J Lenton 30*	Hurstville Oval

## 1<sup>st</sup> Grade Career Records of Current Players

Player	I	N O	100s	50s	HS	Runs	Ave	Ct/St	O	M	R	W	Ave	SWI	BB
Matthew Alexander	4	1	0	0	43	73	24.33	5	72.4	3	343	21	16.33	0	4 for 30
Javed Badyari	6	1	0	0	30	61	12.20	0	13	0	86	0	0.00	0	0 for 15
Aidan Baker	21	4	0	2	62	277	16.29	5	31	2	201	4	50.25	0	1 for 21
Ahillen Beadle	77	12	4	17	157	2,652	40.80	17	812.4	139	2,831	122	23.20	1	5 for 11
Taylor Beatty	9	1	0	1	58	158	19.75	6	52.5	2	232	7	33.14	0	2 for 42
Nathan Buck	8	4	0	0	16	51	12.75	6	219.2	35	847	36	23.53	1	6 for 43
Adam Crosthwaite	132	7	12	29	201	5,233	41.86	147	0.2	0	3	0	0.00	0	0 for 3
James Crosthwaite	15	0	3	3	131	719	47.93	3	0	0	0	0	0.00	0	N/A
Luke Diserens	11	3	0	0	14	44	5.50	2	134.2	14	582	22	26.45	1	5 for 93
Vele Dukoski	6	0	0	0	24	45	7.50	6	10	0	68	3	22.67	0	2 for 27
Luke Edgell	97	17	0	6	82	1,704	21.30	21	262.5	43	1,166	45	25.91	0	4 for 43
Mickey Edwards	18	7	0	0	6	29	2.64	7	419	76	1,407	60	23.45	0	4 for 25
Warren Evans	86	22	0	0	34	620	9.69	24	1,842	445	5,365	212	25.31	6	7 for 79
Ryan Farrell	11	3	0	1	73	251	31.38	2	98	13	394	9	43.78	0	2 for 27
Sam Gainsford	5	2	0	0	11	29	9.67	6	5	0	33	1	33.00	0	1 for 18
Rowan Hamman	9	1	0	0	39	123	15.38	1	0	0	0	0	0.00	0	N/A
Nat Hill	51	5	2	8	115	1,434	31.17	9	118	15	547	28	19.54	1	5 for 19
Tom Kaye	0	0	0	0	N/A	0	0.00	0	0	0	0	0	0.00	0	N/A
Jay Lenton	45	14	5	6	125	1,661	53.58	60	0	0	0	0	0.00	0	N/A
Dylan Marshall	3	3	0	0	8	9	N/A	2	44	2	208	2	104.00	0	2 for 47
Nick McLachlan	45	18	0	0	32	373	13.81	15	977.2	161	3,587	166	21.61	7	7 for 37
Cameron Merchant	156	22	10	25	146	4,677	34.90	45	42.4	1	238	8	29.75	0	2 for 47
James Munting	82	33	0	2	54	655	13.37	25	1,127.3	188	4,068	185	21.99	4	8 for 29
Steve O'Keefe	30	5	1	5	158	808	32.32	10	418.5	100	1,162	58	20.03	0	4 for 12
Jarrold Rawlings	9	0	1	0	120	234	26.00	1	0	0	0	0	0.00	0	N/A
Jack Ritchie	134	14	4	14	128	3,103	25.86	49	284.5	24	1,498	66	22.70	0	4 for 17



Player	I	N O	100s	50s	HS	Runs	Ave	Ct/St	O	M	R	W	Ave	5WI	BB
Zach Trewartha	2	1	0	0	5	5	5.00	0	0	0	0	0	0.00	0	N/A
Michael Visser	8	3	0	0	11	18	3.60	3	260	57	959	35	27.40	1	5 for 54
Simon Waddington	22	5	0	0	36	205	12.06	16	323.4	56	1,196	41	29.17	0	4 for 11
Sam Webber	2	1	0	1	50	61	61.00	3	0	0	0	0	0.00	0	N/A
Matt White	3	2	0	0	9	17	17.00	6	99	7	448	18	24.89	0	3 for 14

Note: 2-day, 1-day and T20 stats for all years are included in above 1<sup>st</sup> grade numbers. SCA determined that T20 stats should be included as official 1<sup>st</sup> grade stats for all years and updated retrospectively. In previous Annual Reports only some T20 years were included in 1<sup>st</sup> grade stats.



## 2<sup>nd</sup> Grade Report

Position	Team	P	WO	W1	D	L1	LO	Wkts Lost	Runs For	Wkts Taken	Runs Agst	Points
12 <sup>th</sup>	Manly-Warringah	15	0	6	1	8	0	126	2938	128	2762	37

Congratulations to Sydney for breaking Sydney Uni's 4 year run and winning the 2<sup>nd</sup> grade competition.

Surely signing up to captain this year's 2nd grade again was going to be much easier than last year...after all we finished second in the GF and all we needed (I was convinced) was a fast, fast, fast bowler. Did I say fast bowler? A game of golf and a few beers later, Shawn Bradstreet (Winga) had me convinced that Matt Alexander (aka - Secret Weapon) who hadn't played for a couple of years was keen to throw down a few rockets...Beawdy I said, let's get him in there. With the draw favouring second grade this year and an aging Sydney University side that had won 4 consecutive titles, surely Secret Weapon will get us over the line for finals glory.

Alas one sentence later, Winga then proceeded to tell me that Secret Weapon would not be right for a few rounds and with Aidan Baker (Flaat), Ryan Farrell (Faz), Jarrod Rawlings (Ralphie), Michael Visser (Viss) all stepping up to first grade, Mitch Pugh looking for love in England, Jarrod Walter just looking elsewhere, Dylan Marshall (Marsh), Luke Diserens (Dizzy) and Taylor Beatty (Beatoss) all unavailable for the first round our team from last year was suddenly looking very different. Shhhhugar ok...let's marshall the next wave of troops I said and go again. The game is simple I reiterated again to the new recruits - bat and bowl in partnerships, take our catches and win the close games. Simple game isn't it!

Our first game drew Hawkesbury at home, but with more rain than a Scottish Highland during the week, it saw us loose the toss and get sent in on a wettie. Being skittled for 68 in your first game of the season isn't exactly encouraging as last years' title runners up. We did however put up a fight by taking 6 of their wickets but hmmm, not such an easy game...onward and upward, we have the Premiers next!

After a horrific first game, Secret Weapon was rolled out in the second round to Sydney University after

being 45 mins late for warm up. The one dayer saw us bowl them out for 156 with a magnificent display of fast bowling by Secret Weapon taking 4-26 off 7 and Marsh bowling with brilliant control with 4 for 25. In setting up the game nicely for a win against the defending premiers, we didn't start the best with 5 for 55 but Sam Webber (Swebbs) and Sam Gainsford (Wild Dog) steadied the ship to get us to 103 for 6, keeping us in the battle. Secret Weapon, Ben Falconer (Falcs) and Luke Grant (LG) all put on partnerships with each other to fight on bravely but we ended up losing by a devastatingly close 5 runs.

Round 3 against Fairfield at home saw the skip (Rowan Hamman) go on holidays so that the team could experience playing under Swebbs stellar leadership. With Fairfield batting first and making 233 (wickets shared around mostly), it was Falcs however who stood out taking 3 for 55 off 17. The following week saw the Manly boys demolish the opposition passing their total with control in the 86th over with run machine Ralphie notching up his first ton (100 no) of the season off 248 balls with good support from Tom Kaye (TK) 53 and Captain Swebbs on 51no. Finally our first victory after three games. Well done Swebbs and well done lads!

With the skip returning to round 4 against Campbelltown, (again at Manly Oval) we snatched a close victory from the jaws of defeat. With wickets (Beatoss taking 3fa) and runs shared around (TK making his second consecutive 50), it was left to our brave number 10 and 11 bats (Falcs and Marsh) to put on a 14 run partnership for the last wicket to get us to the target of 232. Win the close ones the skip said to the boys as they sung the team song for the second time in two games. Finally we have some momentum with two wins from four rounds.

The next three rounds against Wests (away), Northern Districts (away) and UNSW (home) were frustrated by three losses. Our momentum from the past two games was shot.

Round 8 finally saw us notch a one-day game victory against Gordon where we were defending 185 at Chatswood Oval. Our bowlers in reply ripped the heart out of the opposition demolishing Gordon all out for 139. At the halfway mark before Xmas we had won 3 from 8 games, a similar position to last year at the same time.

A strong start post-Christmas saw us make quick work of Blacktown at home by 36 runs, with Matt White (Great White) and Secret Weapon unleashing their potential on the opposition taking 4 wickets and 2 wickets respectively. Jake Carden (JC) and Flaar were starting to step up their all-round performances too with nice support with the ball.

Drawing North Sydney in round 10 at Tunks Park, saw us go back to the place of last years' qualifying final where Viss took 12fa! After a solid start with wickets in hand we picked up the tempo with the Skip and Wild Dog (78 off 66) at the crease notching up a respectable total of 201 off 48 overs in the wet. Giving a sporting declaration at the halfway mark, North Sydney initially seemingly wanted to chase down the total, however quickly threw the shutters down around the 25 over mark. The next 20 overs being frustratingly ended with their score at 5-129. An annoying draw and zero points for both teams.

Rounds 11 and 12, saw two more tantalizing losses against Randwick-Petersham at Coogee (by Duckworth Lewis rain result predictor) and Sydney at Grahams Reserve (yes Manly Oval being finally dug up). The Randy Pete's game was affected by weather after our bowling innings which saw Great White and Dizzy bowl with magnificent control. Just as we had started to get a wriggle on after a poor start in the top order with Swebbs and JC putting on a nice partnership, the heavens opened and down she came. Game over! Sydney (eventual premiers) saw

just as frustrating a loss with us notching 194 on the first day behind shared contributions with the bat. Going into the sheds on day 1 with two down for 20 odd thanks mostly to an amazing run-out from Wild Dog at point gave us hope, but alas dropped catches were the thorn in our side once again as Sydney knocked off our total 9 down in a close one the following week. Great White didn't enjoy losing to his old side but he did take the players' three points. 12 rounds and 4 wins...things weren't going our way.

With the recent inclusion of Nat Hill back at Manly, Round 13 at Parramatta (Old Kings) gave us more energy to soldier on and make the most of a disappointing season. Notching up 187 for 9 with a huge six from Dizzy off the last ball of our 50 overs saw him punch the air similar to an Ashes celebration which their Captain didn't like too much. Parramatta came out steaming but so did our bowlers knocking them over for 84 in less than 30 overs. Some silly play from their Captain whilst batting didn't look too good in front of the umpires but we got the result in the end with Flaar taking 5fa, Dizzy bowling them into a spin with 2fa, and with good support from JC, Great White and Beatoss.

The penultimate round against local foe Mosman at our newly beloved white picket fenced Grahams Reserve saw another heated exchange by the boys who were desperate to show off that we were no easy beats and fight for the Waratah. Bowling them out by maintaining good composure at crucial times for 273 on a good deck with wickets shared by Beatoss, JC, Dizzy, Flaar and support by newbies Javed Badyari (JBads) and Will Akhurst (WAKA) made the total an achievable one going into the sheds on day one 0-20odd. The following week was really TK's day notching up an amazingly well-crafted 140no. He shrugged off all those fifties throughout the season to breakthrough with his first ton passing the Mosman total in the 84th over offered good support from the





boys. An amazing effort and our highest individual score throughout the year. Great win lads but unfortunately we were already out of finals contention.

Our final and 15th round saw a one-dayer back at Grahams against St George who needed to win to make the QF's. In announcing his retirement the round before, the Skip started us well blasting a final game top score of 56 allowing the boys to reach 152 all out. At 6-87 we thought we were in with a chance but the knife wasn't sharp enough to make a killer blow falling short once again and eventually being beaten by two wickets. All our bowlers bowled well but 152 wasn't enough for them. 6 wins with one bonus point throughout the season left us on 37 points and 12th position on the ladder. We had not won the close ones or taken our catches in critical moments. Sai la vie. Congratulations to Sydney for winning the second grade title against UNSW and unsettling Sydney University along the way who were so good to win four years straight. Congratulations too to all other grade winners and the other Captain's at Manly for making it another unforgettable year. Waddo and Wazza I can't believe you're going round again.

This season marks my last (for a while at least) as I turn my focus to our first family member due in August. I can't tell you how much fun I've had over the last three recent seasons between 4th and 2nd grade playing in two grand finals and watching a number of players step up to make the grade above. I hope I can continue to be apart of this great club in the future, so a special thanks to the people who made it count.

Firstly to my wife Caroline, it sounds like my cricket career will live on in some way thanks mostly to Winga. The cricket boys have told me to put the re-runs you compulsorily watch of my cover drive in front of our little one so they can see it in action again one day. Thanks for your support of what I want to be involved with which is at essence a very special community, I am richer because of it.

To Gordon Currie our Scorer, thanks for your hard work throughout the year despite our performances which I know you feel every part of each win and loss, we really appreciate it. To Todd Harper, Dave Gardener and Wrighty thanks for your assistance with the boys and grounds as we prepared to play. Shawn

Bradstreet, Phil Marks, Bobby, Steve Whitfield, Gavin Fletcher and the other coaches thanks for your support of me and the boys you guys bring an amazing professionalism to the club. You guys surely are without peer in Australia at club level and perhaps the globe! To the committee for all your hard work which we know wouldn't happen otherwise – Andrew Fraser, Steve Beatty, Scott MacLauchlan, David Gainsford, Joel Mason, Adam Gummer, Corey Boss, John Warn and to Chris Hynes who made selections a pleasure. Mate you do an amazing job juggling your time so keep it up, certainly much appreciated!

And finally of course Will Harding thanks so much for your effort to motivate our boys and always be at our side no matter what! Without any doubt the one thing I have consistently enjoyed each week is to see your smiling face each Saturday. You ensured that each new player was welcomed into our side, all players kept hydrated, motivated, commentary kept poignant and kept on top of our boys to ensure we didn't get ahead of ourselves ensuring we lived in the moment. As I said last year your infectious zest for life and love of cricket reminds us all that it is at essence a game that brings us together. A game to be shared in all its ups and downs no matter the outcome and it's just great to be out there with your mates no matter what. We are so lucky to have you support us and I hope you remain with the mighty twos for many years to come.

In summary of our season it is not for me to over-analyze every players game, I'm sure you can do that by drawing what you will from their statistics overleaf but for me the highlights this year in second grade were watching Jake Carden, Tom Kaye, Ben Falconer, Jack Edwards, Joey Graham and Sam Gainsford establish themselves as a genuine 2nd grade contributors among watching Ryan Farrell, Matt Alexander, Matt White and Jarrod Rawlings being genuine 1st grade contributors. Watching Luke Diserens throughout the season be consistently too good for the bats, Sam Webber stabilise us behind the pegs, Dylan Marshall rip 'em to get a sneaky catch at short leg, Nat Hill come back to contribute and Aiden Baker bowl (yes I did say bowl) the opposition into boredom and therefore wickets. Thanks too to Adam Gummer, Javed Badyari, Jimmy Munting, Luke Grant, Matt Cole, Aiden Bariol, Nathan Buck, Jordan Daly, Will Akhurst and Sam Alexander too for all contributing to our side.

One final thought to leave you with. We had 23 different players play with us before Xmas this season and only a further 4 new players after Xmas. As any leader will attest to it takes time to build a winning culture but our soil is fertile and so we will produce good stock. We have the nucleus of a great side here that enjoys a relaxed environment and testing themselves to produce their best results. I know our second grade team will go onto winning that elusive

second grade premiership cup soon enough and when they do, I will celebrate long and hard with them!!

Dragon on!!

Rowan Hamman  
2<sup>nd</sup> Grade Captain 2015/16



## 2nd Grade Batting Stats

Position	Name	Matches	Inn	N/O	100s	50s	HS	Runs	Avg	Ct/St
1	Thomas Kaye	14	14	1	4	1	140*	471	36.23	2
2	Sam Webber	14	14	2	1	0	51*	302	25.16	25/2
3	Sam Gainsford	14	12	2	1	0	78*	287	28.70	3
4	Jarrold Rawlings	6	6	1	1	1	100*	269	53.80	1
5	Jake Carden	13	12	2	1	0	50	229	22.90	4
6	Aidan Baker	11	11	0	1	0	55	212	19.27	3
7	Rowan Hamman	13	13	1	1	0	56	185	15.42	8
8	Joseph Graham	5	5	0	0	0	43	120	24.00	4
9	Matthew Alexander	7	5	1	0	0	46*	114	28.50	2
10	Taylor Beatty	9	8	0	0	0	28	113	14.13	2
11	Jack Edwards	6	5	0	1	0	51	112	22.4	3
12	Nat Hill	3	3	0	0	0	33	68	22.67	5
13	Nathan Buck	2	2	1	0	0	39*	52	52.00	1
14	Mickey Edwards	2	2	1	0	0	21	25	25.00	0
15	Luke Diserens	9	6	3	0	0	10*	24	8.00	2
16	Javed Badyari	7	6	0	0	0	8	23	3.83	4
17	Adam Gummer	3	2	0	0	0	17	21	10.50	1
18	Ryan Farrell	1	1	0	0	0	20	20	20.00	0
19	Matt White	6	5	2	0	0	12	18	6.00	0
20	Dylan Marshall	5	4	2	0	0	7*	16	8.00	2
21	Luke Grant	4	3	1	0	0	12	14	7.00	2
22	James Munting	1	1	0	0	0	9	9	9.00	0
23	Jordan Daly	1	1	0	0	0	7	7	7.00	0
24	William Akhurst	2	1	0	0	0	7	7	7.00	0
25	Ben Falconer	7	4	1	0	0	2*	3	1.00	1
26	Sam Alexander	1	1	1	0	0	0*	0	N/A	0
27	Aiden Bariol	1	1	0	0	0	0	0	0.00	3

## 2nd Grade Bowling Stats

Position	Name	Matches	Overs	Mdns	Runs	Wkts	Avg	5 WI	BB
1	Jake Carden	13	104.5	25	298	17	17.53	0	3 for 41
2	Aidan Baker	11	63.4	15	230	16	14.38	1	5 for 17
3	Matthew Alexander	7	90	20	236	15	15.73	0	4 for 26
4	Matt White	6	73	14	206	14	14.71	0	4 for 23
5	Taylor Beatty	9	103	23	302	13	23.23	0	3 for 45
6	Luke Diserens	9	93.1	11	347	13	26.69	0	2 for 25
7	Ben Falconer	7	55.1	10	170	8	21.25	0	3 for 55
8	Dylan Marshall	5	41	7	156	6	26	0	4 for 25
9	Sam Gainsford	14	47.3	12	125	5	25	0	2 for 12
10	Luke Grant	4	36	9	103	4	25.75	0	1 for 15
11	Joe Graham	5	54	11	193	4	48.25	0	2 for 40
12	Nathan Buck	2	28.2	3	102	3	34	0	3 for 49
13	James Munting	1	9	1	18	2	9	0	2 for 18
14	Sam Alexander	1	6	2	16	1	16	0	1 for 16
15	Thomas Kaye	14	10	2	60	1	60	0	1 for 19
16	Javed Badyari	7	14	3	65	1	65	0	1 for 8
17	Will Akhurst	2	6	1	19	0	N/A	0	0 for 4
18	Edwards, Jack	6	5	1	24	0	N/A	0	0 for 11
19	Farrell, Ryan	1	9	1	32	0	N/A	0	0 for 32



## 2<sup>nd</sup> Grade Match Results

RND	Dates	Score	Result	Score	Venue
1	26 <sup>th</sup> Sep 15	Manly-Warringah <b>68</b>	def by	Hawkesbury <b>6/70</b> – B Falconer 2/11 J Munting 2/18	Manly Oval
2	3 <sup>rd</sup> Oct 15	Sydney University <b>156</b> – D Marshall 4/25, M Alexander 4/26	def	Manly-Warringah <b>151</b> – S Gainsford 47	St Paul's College
3	10 <sup>th</sup> Oct 15 17 <sup>th</sup> Oct 15	Manly-Warringah <b>2/244</b> – J Rawlings 100*, T Kaye 53, S Webber 51*, JS Graham 31	def	Fairfield-Liverpool <b>233</b> – B Falconer 3/55, S Gainsford 2/17, M Alexander 2/34, JS Graham 2/69	Manly Oval
4	24 <sup>th</sup> Oct 15 31 <sup>st</sup> Oct 15	Manly-Warringah <b>9/232</b> – T Kaye 52, JS Graham 43, J Carden 28, S Gainsford 26	def	Cambelltown- Camden <b>231</b> – T Beatty 3/45, J Carden 2/22, JS Graham 2/40	Manly Oval
5	7 <sup>th</sup> Nov 15 14 <sup>th</sup> Nov 15	Western Suburbs <b>8/178</b> – J Carden 3/41, N Buck 3/49	def	Manly-Warringah <b>177</b> – T Kaye 41, N Buck 39*	Pratten Park
6	21 <sup>st</sup> Nov 15 28 <sup>th</sup> Nov 15	Northern District <b>4/295</b>	def	Manly-Warringah <b>271</b> – J Rawlings 71, T Kaye 57, A Baker 55, S Webber 27	Mark Taylor Oval
7	5 <sup>th</sup> Dec 15 12 <sup>th</sup> Dec 15	Manly-Warringah <b>8/277 (dec)</b> – T Kaye 68, J Carden 50, M Alexander 46*, S Gainsford 34	def by	UNSW <b>8/280</b> – M White 3/69, T Beatty 2/53, D Marshall 2/68	Manly Oval
8	19 <sup>th</sup> Dec 15	Gordon <b>139</b> – M Alexander 4/26, A Baker 2/15	def by	Manly-Warringah <b>185</b> – J Edwards 51, J Rawlings 27	Chatswood Oval
9	9 <sup>th</sup> Jan 16	Manly-Warringah <b>196</b> – T Kaye 36, A Baker 30, J Edwards 26, M Alexander 25	def	Blacktown <b>160</b> – M White 4/23, J Carden 2/18, M Alexander 2/43	Manly Oval
10	16 <sup>th</sup> Jan 16 23 <sup>rd</sup> Jan 16	North Sydney <b>5/129</b> – Alexander 2/21, L Diserens 2/30	drew	Manly-Warringah <b>5/201 (dec)</b> – S Gainsford 78*, J Rawlings 46	Tunks Park
11	30 <sup>th</sup> Jan 16	Randwick-Petersham <b>184</b> – S Gainsford 2/12, M White 2/21, L Diserens 2/40, A Baker 2/53	def	Manly-Warringah <b>6/106</b> – S Webber 48*, J Carden 30*	Coogee Oval
12	6 <sup>th</sup> Feb 16 13 <sup>th</sup> Feb 16	Manly-Warringah <b>194</b> – S Gainsford 41*, R Hamman 38, A Baker 36, N Hill 33	def by	Sydney <b>9/197</b> – M White 3/42, J Carden 3/48	Graham Reserve
13	20 <sup>th</sup> Feb 16	Parramatta <b>84</b> – A Baker 5/17, L Diserens 2/25	def by	Manly-Warringah <b>9/187</b> – S Webber 36, J Carden 35, N Hill 31	Old Kings Oval
14	27 <sup>th</sup> Feb 16 5 <sup>th</sup> Mar 16	Manly-Warringah <b>7/275</b> – T Kaye 140*, T Beatty 28, S Gainsford 27	def	Mosman <b>273</b> – A Baker 3/35, T Beatty 3/54, J Carden 2/25, L Diserens 2/64	Graham Reserve

15 12<sup>th</sup> Mar 16 152 – R Hamman 56

def by St George  
8/153 – A Baker 2/23, L Diserens 2/27, T  
Beatty 2/33

Graham  
Reserve









#### **Aiden Bariol**

A touch of second year syndrome. After a classy debut season Aiden was not at his best this year. He occasionally played some great knocks, an excellent 72 v Gordon the highlight and a couple of other useful knocks but overall his batting stats will disappoint him. His keeping was solid but it too seemed to suffer occasionally. It's tough as a keeper as any mistake is magnified. When he is on song though he is an excellent cricketer and very valuable for his insights as well. He is good enough to learn from this season and have a massive year next year.

#### **Arshdeep Viridi**

It was great to have Ash back after struggling with injuries for the past year or two. He was consistent in 4ths and earned his spot in 3rds where he probably didn't perform like he would have wanted. He and Zac dug us out of a massive hole in the QF and he also unselfishly went after the bowling in a good many of his innings this year. Ash seems quietly disposed but in the field he is a real competitor and I've always liked having him in my sides. A fantastic slips fielder – took numerous half chances and rarely made a mistake.

#### **Warren Evans**

Last year I put myself down for 25 wickets at 15 and 150 runs at 15. Fairly spot on with the bowling but the batting surpassed targets. Since being talked into continuing 5 seasons ago when I was all but retired I have played in 3 GFs, 1 SF and a 9th, along with 2 CCs. It's been fun and I'm up for more next year...let's say 25 at 15 again and 300 at 25.....

#### **Dylan Marshall**

Dylan is a quality player and a very, very passionate cricketer. He did not get rewarded with the wickets he would have liked but he bowled some terrific spells this year and was a big help for Joe's development. Dylan was unable to train so that spoilt his chances of dominating at this level so I am hoping he can find the time to practice hard next year as he will be a player to win plenty of games. Dylan's batting lived up to the self-hype and he looks a good player when he plays



straight. Has an impressive range of shots and could be a decent run scorer for plenty of years.

#### **Josh Wigney**

Wiggers improved dramatically this year. Struggled a bit in the early rounds, then went through a stage of being very unlucky then finally hit his straps and was probably the best fast bowler in the comp and should be ready to go up another level next season. A great trainer and his support and encouragement of all team mates was sensational. Josh is always looking to improve. His fielding was exceptional and his batting is starting to emerge just a tad as well. He brings lots of great attributes to a team and it was great to get to see him develop.

#### **Ben Falconer**

Started the years in 2s and finished unlucky to be dropped from 3rds for the SF. This is opposite to what has happened to Falcs in previous couple of seasons. I wonder what changed for Ben during the year or what needs to? He was bowling well but dropped off towards the year end which is a shame as he brings great variation to an attack. Ben's batting struggled this year and for someone who can hold a bat he will be embarrassed by the numbers next to his name. He can definitely come back next year and become more consistent with bat and ball and again have a big season.

#### **Sam Hole**

Played a handful of games in 3rds and was always a willing participant. Unfortunately Sam did not have a big year averaging 7 with the bat and ball. An underrated finger spinner who can turn a game but needs to get his pads out of the way when he is batting, seemed to get LBW every time he played with us. A great team man who is always welcome in my side.

#### **James Crombie**

In his first year of grade he started off promisingly enough, scoring an early match winning 57no in Rd 4 but that was about it. He stayed in 3rds till Rd 12 and



Position	Name	Matches	Inn	N/O	100s	50s	HS	Runs	Avg	Ct/St
14	Matthew Cole	3	3	0	0	0	35	52	17.33	0
15	Josh Wigney	16	11	6	0	0	10*	37	7.40	4
16	Daniel McKenna	5	5	2	0	0	18*	26	8.67	0
17	Jake Carden	2	1	0	0	0	12	12	12.00	1
18	Matthew Alexander	1	1	0	0	0	9	9	9.00	1
19	Luke Diserens	2	2	0	0	0	8	8	4.00	0
20	Ben Falconer	8	6	1	0	0	6	8	1.60	0
21	Matt Morris	3	2	1	0	0	6*	6	6.00	3
22	Sam Gainsford	1	1	0	0	0	4	4	4.00	1
23	Luke Edgell	1	1	0	0	0	3	3	3.00	0
24	Sam Alexander	3	1	0	0	0	1	1	1.00	1
25	Will Outred	1	0	0	0	0	0	0	N/A	1
26	Isaiah Vumbaca	1	0	0	0	0	0	0	N/A	1
27	Sam Kelly	1	0	0	0	0	0	0	N/A	1

### 3<sup>rd</sup> Grade Bowling Stats

Position	Name	Matches	Overs	Mdns	Runs	Wkts	Avg	5 WI	BB
1	Josh Wigney	16	218.3	34	699	33	21.10	1	5 for 46
2	Warren Evans	16	151.4	37	418	26	16.08	0	4 for 34
3	Joe Graham	11	101	15	378	20	18.90	0	4 for 22
4	Jack Edwards	10	103.1	36	209	15	13.93	0	3 for 17
5	Ben Falconer	8	64	12	233	11	21.18	0	3 for 23
6	Dylan Marshall	9	97	21	326	10	32.6	0	2 for 19
7	Jake Carden	2	33.3	12	75	7	10.71	0	3 for 5
8	Luke Diserens	2	31	2	114	7	16.29	0	4 for 74
9	Dan McKenna	5	50.3	7	162	7	23.14	0	4 for 47
10	Sam Hole	8	17.1	4	0	6	7.67	0	3 for 6
11	Sam Alexander	3	43	4	146	6	24.33	0	3 for 63
12	Zach Trewartha	16	39	8	156	4	39.00	0	1 for 6
13	Luke Edgell	1	17.5	7	31	3	10.33	0	3 for 31
14	Matthew Alexander	1	9	2	32	3	10.67	0	3 for 32
15	Adam Gummer	3	25	7	72	3	24.00	0	3 for 72
16	Matthew Morris	3	17	2	77	3	25.67	0	3 for 37
17	Sam Gainsford	1	10	3	22	1	22.00	0	1 for 22
18	Will Outred	1	15	2	52	1	52.00	0	1 for 52
19	Arshdeep Viridi	11	10	0	56	1	56.00	0	1 for 29
20	James Crombie	9	10	3	30	0	21.18	0	0 for 9

## 3<sup>rd</sup> Grade Match Results

RND	Dates	Score	Result	Score	Venue
1	26 <sup>th</sup> Sep 15	Hawkesbury <b>175</b> – M Alexander 3/32, M Morris 3/37, S Hole 2/23	def by	Manly-Warringah <b>8/191</b> – W Evans 68*, J Boyer 39, JS Graham 33	Bensons Lane 3
2	3 <sup>rd</sup> Oct 15	Manly-Warringah <b>117</b> – M Cole 35	def by	Sydney University <b>7/297</b> – J Carden 2/50	Grahams Reserve
3	10 <sup>th</sup> Oct 15 17 <sup>th</sup> Oct 15	Fairfield-Liverpool <b>77</b> – W Evans 4/34, J Carden 3/5, J Wigney 2/26 <b>9/199</b> – S Alexander 6/63, J Carden 2/20	def by	Manly-Warringah <b>3/155</b> – J Edwards 62, A Bariol 38, J Daly 36*	Fairfield Oval
4	24 <sup>th</sup> Oct 15 31 <sup>st</sup> Oct 15	Campbelltown-Camden <b>215</b> – L Diserens 4/74, W Evans 2/5, J Edwards 2/7, S Alexander 2/37	def by	Manly-Warringah <b>5/218</b> – J Edwards 58, J Crombie 57*, J Daly 31	Raby 2
5	7 <sup>th</sup> Nov 15 14 <sup>th</sup> Nov 15	Manly-Warringah <b>93</b> – J Daly 25, A Bariol 25 <b>9/108 (dec)</b>	def by	Western Suburbs <b>102</b> – J Wigney 3/27, L Diserens 3/31, W Evans 2/8, D McKenna 2/21 <b>7/100</b> – S Hole 3/6, W Evans 2/25, J Wigney 2/44	Grahams Reserve
6	21 <sup>st</sup> Nov 15 28 <sup>th</sup> Nov 15	Manly-Warringah <b>54</b> – J Daly 29* <b>3/95</b> – B D'Arcy 30, J Daly 25*	def by	Northern District <b>237</b> – D McKenna 4/47, J Edwards 2/32	Grahams Reserve
7	5 <sup>th</sup> Dec 15 12 <sup>th</sup> Dec 15	UNSW <b>268</b> – J Wigney 3/51, A Gummer 3/72	def by	Manly-Warringah <b>7/341 (dec)</b> – B D'Arcy 111, Z Trewartha 85, W Evans 68, J Daly 49	David Phillips South
8	19 <sup>th</sup> Dec 15	Manly-Warringah <b>169</b> – A Bariol 78, A Virdi 25	def by	Gordon <b>9/195</b> – B Falconer 3/23, W Evans 2/39	Grahams Reserve
9	9 <sup>th</sup> Jan 16	Blacktown	drew	Manly-Warringah	Jim Hanshaw Oval
10	16 <sup>th</sup> Jan 16 23 <sup>rd</sup> Jan 16	Manly-Warringah <b>99</b> – A Virdi 28 <b>7/117 (dec)</b> – J Daly 32	def	North Sydney <b>99</b> – W Evans 3/13, J Wigney 3/17, B Falconer 2/15, D Marshall 2/19 <b>107</b> – JS Graham 4/22, J Wigney 3/30, B Falconer 2/15	Grahams Reserve
11	30 <sup>th</sup> Jan 16	Manly-Warringah <b>6/182</b> – J Edwards 64, Z Trewartha 39, A Bariol 32	def	Randwick-Petersham <b>202</b> – JS Graham 3/40, J Edwards 2/23, W Evans 2/28, D Marshall 2/37	Grahams Reserve
12	6 <sup>th</sup> Feb 16 13 <sup>th</sup> Feb 16	Sydney	def	Manly-Warringah	Birchgrove Park



		5/240 – J Wigney 2/47, D Marshall 2/49		134 – JS Graham 41, J Edwards 25 1/60 – J Daly 29*, J Edwards 29*	
13	20 <sup>th</sup> Feb 16	Manly-Warringah 182 – J Edwards 71	def	Parramatta 165 – B Falconer 3/54, J Edwards 2/14, JS Graham 2/36	Mike Pawley Oval
14	27 <sup>th</sup> Feb 16 5 <sup>th</sup> Mar 16	Mosman 184 – JS Graham 3/19, W Evans 2/24, J Edwards 2/24, J Wigney 2/34	def	Manly-Warringah 97 – J Daly 42	Rawson Park
15	12 <sup>th</sup> Mar 16	St George 209 – JS Graham 3/39, J Wigney 2/37, D Marshall 2/53	def by	Manly-Warringah 4/260 – B D'Arcy 74, Z Trewartha 68, J Daly 55*, J Edwards 49	Harold Fraser Reserve
QF	19 <sup>th</sup> Mar 16 20 <sup>th</sup> Mar 16	Eastern Suburbs 127 – J Wigney 5/46, J Edwards 3/17, JS Graham 2/23	def by	Manly-Warringah 205 – Z Trewartha 72, D Marshall 28	Waverley Oval
SF	26 <sup>th</sup> Mar 16 27 <sup>th</sup> Mar 16	Sydney University 221 – L Edgell 3/31, J Wigney 2/46	def	Manly-Warringah 146 – JS Graham 37, W Evans 31, D Marshall 28*	Sydney University 1



# THE CHANGING FACE OF **HARBORD DIGGERS**



## **3 HATTED RESTAURANTEUR COMES TO HARBORD DIGGERS**

NOW OPEN



ITALIAN ROOFTOP DINING | CAFE & BAR | FOOD TRUCK  
QUALITY PRODUCE SHOP | OCEAN VIEWS

**BUILDING OUR LEGACY**

harborddiggers.com.au | 80 Evans St Freshwater | 9938 1444





## 4<sup>th</sup> Grade Report

Position	Team	P	WO	W1	D	L1	LO	Wkts Lost	Runs For	Wkts Taken	Runs Agst	Points
6 <sup>th</sup>	Manly-Warringah	15	0	9	2	4	0	99	2800	120	2637	55

First off I would like to congratulate Sydney University on winning the Reid Cup for season 2015/16, well deserved.

Cricket can be said to be a numbers game, full of statistics. When asked to look back on a season it is very easy to view it and attempt to summarise it in numbers and stats that make up the game. For fourth grade it read;

Played 15 matches, won 9, drew 1 and lost 4 finished 6<sup>th</sup> in the regular season on 55 points, losing 99 wickets for 2800 runs and taking 120 wickets for 2637 with an aggregate of 1.29.

The season consisted of individual performances like: Luke Edgell plundering 152 supported by Billy D'Arcy in an unbeaten 114, combining for a record breaking 273 opening partnership in round 4 against Campbelltown-Camden.

Sam Hole making 117 and combining with Will Wolter in a record 191 2nd wicket partnership in round 8 against Gordon.

Adam Gummer blasting 101 in round 13 against Parramatta and Matt Morris then taking 5/34 in the same game.

Daniel McKenna taking his first five wicket haul for Manly in round 14 against Mosman with figures of 5-25.

Finally, Ryan Bishop-Perrett achieving the same milestone the next round against St George with figures of 6-15.

These numbers alone don't reflect the fourth grade team of 2015/16. The numbers alone are of a direct result of the culture the team developed through the season and this can be best summarised into two words that hung in our sheds all season, 'good vibes'. From the outset this was the culture we wanted and enjoyed not only our personal success but took great

pride in each other's. It is this culture that reflected the hours spent after the game each Saturday and laughs had, the team social nights that became a talking point amongst the club. It was also the culture that enabled us to reach the finals for the fourth consecutive year.

A season like 4<sup>th</sup> grades can only be as good as the support around it. Much work happens off the field to ensure the right procedures and processes are put in place. I would to thank Andrew Fraser and all the committee members for their tireless efforts. To our major sponsor, TravelSIM and all our other sponsors, I would like to thank you for your support throughout the season. To Langdon Gould, Gordon Currie, Alan Wright and Todd Harper, I would to thank you for your support on game day with scoring, setting up the ground and drinks. They are jobs not many people want to do but are essential to a successful team. to the parents for their endless support throughout the season, whether it would be sitting under the only tree for the day or organising the amazing afternoon tea we had week in and week out, it is something that can't be thanked enough.

To the coaching staff of Tim Cruickshank, Bobby Rollins, Dave Gardner thank you for the hours of throw downs, high catches and support you give each individual player throughout the week and on game. I will also like to pay special mention and thanks to a couple people in making this season a successful and enjoyable one for fourth grade:

To Shawn Bradstreet and Phil Marks the amount of time and effort you both put into training and the needs of each of the players is incredible. Your technical and mental know-how of the game is second to none and the individual successes can be attributed to the hours you both took in a particular players in the weeks leading to the feat. Both of you as people and coaches have been a huge help not only to me as a captain but to all players to assist



them to think more carefully about their craft and I thank you for that.

I would like to thank all the players that made fourth grade this season and for making it so special, I enjoyed playing with each and every one of you. Hope to see everyone next season.

#### **James Boyer**

It was fantastic that you had the opportunity to captain a grade team for the first time and I am sure it will be something you will be doing regularly in the future. Your glove work was one the best from any keeper I have seen in my time at grade and by far the best I have seen of you. Your batting is now reaching its known potential as you are relishing being in the top order.

#### **Luke Edgell**

It was great to have Luke around the team, money can't buy what he brought to the team this season. His skill, knowledge of the game, hunger to win and pure enjoyment played a role in the team reaching the finals. Luke had the ability to bring the team together and allow the others around you to relax and perform at their best.

#### **Adam Gummer**

It was fantastic to have Adam in the side for the back end of the season. He proved in round 13 he is too good for fourth grade with an excellent 101. His knowledge of the game is second to none and was a huge assist for me as captain.

#### **Ryan Bishop-Perrett**

The hardest working bowling in manly, Ryan will always consistently come in and bowl his hardest. It was so pleasing to see in the final round he showed the quality of his bowling. His batting cannot go unmentioned, whether it was scoring quick runs or digging in for the team his contribution was always valuable.



#### **Daniel McKenna**

Dan has come through the pathways system from shires this season and fitted in right away. He showed he is a consistent bowler with great shape and this was greatly highlighted at the end of the season with excellent figures and leading the attack. Dan can also hit one of the biggest balls I have seen.

#### **Will Outred**

A fabulous person and cricketer, Will was great to have around this season. He showed throughout the season how good he can be with both bat and bowl. He has wonderful leggies and a technically sound batsman. Will is due for a massive season and I can't wait.

#### **Toby Poole**

Toby is the type of player you want in your team, will give it his all and has the ability to win you a game with the bat or with something spectacular in the field. Most probably not the season Toby would have wanted personally but with a well-rested body there are a lot of things to like next season.

#### **Sam Hole**

A very classy and smart batsman. In round 8 Sam showed how good he is with an excellent 117. He is a leader amongst his peers and will be a successful captain in the future at Manly. Enjoyable person to play cricket with and someone who will be up the grades in the future due to work ethic and skill.

#### **Jacob Graham**

A real breakout season for Jacob, he has always had the skill but this season he showed he has the mental application. He is very economical with the ball and builds pressure from one end and a very handy batsman, who probably batted lower than desired due to the team make up.

#### **Matt Morris**

Great to have Matt back around the club, he showed his class with the ball in rounds 11 and 13 with impressive figures and took crucial wickets. He also



used his experience to teach the youngsters about grit and determination with the bat. Hope to have matt back around next season.

#### **James Crombie**

Although jimmy was named in fourth grade throughout the season it wasn't until the end of the season that 4th grade was privileged enough to see this all round talent. Having applied his trade in shires in the past years like Dan, Jimmy showed his talent in all aspects of the game, whether coming on as a change bowler to take a couple of quick wickets or score good runs in the middle order.

#### **Joel Wood**

Played the first 6 games in fourth grade and showed that he is a raw talent with so much potential. He can be the x-factor in the team he plays in and can change the game with either bat or ball.

#### **Ben Kittlety**

Ben is the type of bowler a captain wants in his team, fast, gets the ball to move and wicket taker. Work and other commitments hampered his season. Ben is too good for fourth grade and with a full season of training and consistent games he will show us all his true potential.

#### **Arshdeep Viridi**

A very talented cricketer on his way back from a knee injury. Ash was a vital part of the team at the start of

the season and showed his dominance with the bat with some fine innings. Hopefully with a good off season ash can come back next season and be powerful with both bat and ball.

#### **Jack Pickering**

Looking back at this season it wasn't the season Jack would have wanted for himself but we all know he is so much better than this. He is an exceptional talent and after a tough season will be mentally stronger and a better cricketer for it. Exciting times ahead for you Jack!

I would also like to say thank to Ed Burgess, Ross Trewartha, Joel Mason and Josh Peterson for making themselves available, you boys are always good to play with, and each of you contributed to the side's success this season. As did all the players that played fourth grade this season and I would like to thank you for the season; Sam Alexander, Sam Kelly, Tom Sheedy, Isaiah Vumbaca, Will Wolter and Billy D'Arcy.

It's the enjoyment we all had playing cricket with one another that I will remember first of this season and something that 4th grade 2015/16 can be remembered for. Looking forward to next season.

Max Burgess

4<sup>th</sup> Grade Captain 2015/16





Position	Name	Matches	Overs	Mdns	Runs	Wkts	Avg	5 WI	BB
13	Tom Sheedy	2	5	0	32	1	32.00	0	1 for 32
14	Edward Burgess	1	1	0	4	0	N/A	0	0 for 4
15	Arshdeep Virdi	5	1	0	4	0	N/A	0	0 for 4
16	Adam Gummer	6	8	1	26	0	N/A	0	0 for 9
17	Jack Pickering	7	9	1	36	0	N/A	0	0 for 8
18	Isaiah Vumbaca	4	12	1	44	0	N/A	0	0 for 9

## 4<sup>th</sup> Grade Match Results

RND	Dates	Score	Result	Score	Venue
1	26 <sup>th</sup> Sep 15	Manly-Warringah <b>1/148</b> - Edgell 88*, B D'Arcy 51	def	Hawkesbury <b>6/147</b> – D McKenna 4/24, B Kittlety 2/32	Graham Reserve
2	3 <sup>rd</sup> Oct 15	Sydney University <b>6/236</b> – B Kittlety 3/61	def	Manly-Warringah <b>9/232</b> – W Outred 54, T Sheedy 33, R Bishop-Perrett 31, M Burgess 29, JR Mason 25	Sydney University
3	10 <sup>th</sup> Oct 15 17 <sup>th</sup> Oct 15	Manly-Warringah <b>3/181</b> – J Boyer 60*, T Sheedy 31, B D'Arcy 25	def	Fairfield-Liverpool <b>178</b> – M Burgess 5/50, J Wood 2/45	Graham Reserve
4	24 <sup>th</sup> Oct 15 31 <sup>st</sup> Oct 15	Manly-Warringah <b>1/277</b> – L Edgell 152, B D'Arcy 114*	def	Campbelltown-Camden <b>9/274</b> – JD Graham 6/56, D McKenna 2/57	Graham Reserve
5	7 <sup>th</sup> Nov 15 14 <sup>th</sup> Nov 15	Western Suburbs <b>152</b> – J Wood 2/21, B Kittlety 2/31, JD Graham 2/32, W Outred 2/36	def by	Manly-Warringah <b>189</b> – T Poole 37, MJ Cole 33, JD Graham 30	Blick Oval
6	21 <sup>st</sup> Nov 15 28 <sup>th</sup> Nov 15	Northern District <b>4/240</b> – W Outred 2/75	def	Manly-Warringah <b>233</b> – T Poole 68, A Virdi 49, W Outred 25	Asquith Oval
7	5 <sup>th</sup> Dec 15 12 <sup>th</sup> Dec 15	Manly-Warringah <b>5/233</b> – A Virdi 72* M Burgess 56, L Edgell 42, J Boyer 25	def	UNSW <b>221</b> – JD Graham 2/22, S Hole 2/25, B Kittlety 2/50	Graham Reserve
8	19 <sup>th</sup> Dec 15	Gordon <b>268</b> – D McKenna 2/37, JD Graham 2/40	def by	Manly-Warringah <b>9/293</b> – S Hole 117, WS Wolter 68	Killara Oval
9	9 <sup>th</sup> Jan 16	Manly-Warringah	drew	Blacktown	Mike Pawley Oval
10	16 <sup>th</sup> Jan 16 23 <sup>rd</sup> Jan 16	North Sydney <b>165</b> – R Bishop-Perrett 3/24, JD Graham 3/24, S Hole 2/26	def	Manly-Warringah <b>116</b>	Bon Andrews Oval
11	30 <sup>th</sup> Jan 16	Randwick-Petersham <b>6/134</b> – R Bishop-Perrett 3/25, M Morris 2/36	def by	Manly-Warringah <b>4/228</b> – W Outred 63*, S Hole 60, J Boyer 56*, A Gummer 29	Petersham Oval

RND	Dates	Score	Result	Score	Venue
12	6 <sup>th</sup> Feb 16 13 <sup>th</sup> Feb 16	Manly-Warringah <b>9/131</b> – L Edgell 40	drew	Sydney <b>252</b> – L Edgell 2/13, JD Graham 2/31, W Outred 2/42	Mike Pawley Oval
13	20 <sup>th</sup> Feb 16	Parramatta <b>160</b> – M Morris 5/34, L Edgell 2/21, J Crombie 2/23	def by	Manly-Warringah <b>8/246</b> – A Gummer 101, J Crombie 53, L Edgell 42	Merrylands Oval
14	27 <sup>th</sup> Feb 16 5 <sup>th</sup> Mar 16	Manly-Warringah <b>153</b> – M Burgess 43, D McKenna 40	def	Mosman <b>106</b> – D McKenna 5/25, R Bishop-Perrett 2/34	Mike Pawley Oval
15	12 <sup>th</sup> Mar 16	Manly-Warringah <b>103</b> – W Outred 32, A Gummer 26	def by	St George <b>9/104</b> – R Bishop-Perrett 6/15, L Edgell 2/15	Mike Pawley Oval
QF	19 <sup>th</sup> Mar 16 20 <sup>th</sup> Mar 16	Northern District <b>2/238</b>	def	Manly-Warringah <b>144</b> – M Burgess 36, JD Graham 27, W Outred 26, D McKenna 25	Mark Taylor Oval



## 5<sup>th</sup> Grade Report

Position	Team	P	WO	W1	D	L1	LO	Wkts Lost	Runs For	Wkts Taken	Runs Agst	Points
11 <sup>th</sup>	Manly-Warringah	15	0	7	2	6	0	130	2224	120	2315	42

Congratulations to minor premiers and premiers Campbelltown-Camden who set the bench mark all year.

Manly Warringah 5th grade experienced some highs and some lows this season finishing in the middle of the table in 11th position on 42 points. Only 6 points out of the top six but a long way from our successful season last year.

We started the season well and were undefeated after 6 rounds with 5 wins and a wash out, but then only won 2 of the next 9 rounds. Despite the lack of wins in the back half of the season the feeling of the team was still positive and the effort put in was always high. In fact, I feel we dominated for much of those games but let ourselves down only at a few critical times from which it was near impossible to recover.

Success in fifth grade is not always measured in wins and losses. It is the first step into grade cricket for many future legends of the club and it was great to see some of these future legends drop the training wheels and gain in confidence as the season progressed.

My job was also made much easier thanks to the support I received from Donny 'Dollars' Sellin and his assistance with the scoring and stats is always greatly appreciated. At the time of writing this Dollars is in hospital recovering from a stroke and I wish him all

the best wishes in his recovery and look forward to his company around the grounds again next season.

I also thank the committee and sponsors for their tireless work in running the club and ensuring our future success. I couldn't get to training as much as I would have liked but I know the boys were in excellent hands with our superb coaching staff lead by Wing and Skid. I would also like to thank the legion of parents who supported us throughout the year all over Sydney and also for your help at home games with the best afternoon teas in 5th grade.

The success and the quality of the young players coming into 5th grade is largely thanks to the success of the Pathway Program with Shires which was this year run by Ross Denny but also with some valuable input and assistance to me from David Gainsford. I would also like to thank Chris Hynse for his tremendous efforts as Chairman of Selectors in a year that seemed to have more than the usual number of injuries and late changes to manage.

With a large number of players unavailable in the club early in the season, several new young players had some good opportunities in 5th grade and contributed to our early success. The following players enjoyed 5 or more games in 5th grade this season.

### Tom Sheedy

Tom's experience and knowledge were a great help to me in 5s helping to educate and manage the young



guns and I greatly appreciate his help captaining the couple of games I missed. He showed us what he was capable of against UNSW when he scored 76n.o.

#### **Alex Bain**

With the ball Alex missed some consistency at the start of the season with some good spells but also with some indifferent ones when conditions weren't in his favour. However, Alex is a tireless worker at training and his efforts started to reap rewards with more consistent results with the bat and ball towards the end of the season. With this consistency, more great results will follow.

#### **Ned Hole**

Ned played some match winning innings for us this season but lacked the consistency to press for higher grades. His rapid medium pacers have a knack for getting wickets but a shoulder injury prevented greater opportunities with the ball.

#### **Isaiah Vumbaca**

Isaiah started the season slowly but then continued to improve. He took on more responsibility up the order with the bat and started to really rip his leg breaks. By the end of the season Isaiah was bowling noticeably quicker through the air and was able to bowl more economically and build pressure. He was therefore able to set batsmen up for a dismissal instead of relying on the batsman to mishit a full toss.

#### **Sam Kelly**

Sam had a solid year behind the stumps. He always gave 100% and is always quick to do what needs doing without needing to be asked. He also works hard on his batting but unfortunately had limited opportunities to show us his rock solid defense.

#### **Jonah Anderson**

Jonah made some massive changes to his action in the off season and bowled with great control all year. Another tireless trainer who is forever looking to improve. He struggled at times to turn the ball a long way but bowled the perfect off break through bat and pad in the last game which is a good sign for next year. His solid technique saw him being elevated to opener and with continued work on the mental side of building an innings, I know he is capable of turning those starts into match winning scores.

#### **Will Akhurst**

It was a difficult season for Will as one week he would be playing as a keeper and the next he was bowling.

His great attitude kept him doing whatever we asked but I know it must have upset his consistency. I see Will as a potentially damaging fast medium bowler who can hit the bat hard and just needs a bit more bowling under his belt to achieve the consistency required. His batting looks really solid but couldn't manage to translate that into big scores but will take some confidence from his second innings against Parramatta.

#### **Jack Pickering**

Jack will be disappointed with his results this year. He certainly has the ability to do well and with continued hard work the results will come again. He also took a few great catches for us in slips this year.

#### **Will Wolter**

Will made a big move to the city this year and settled in well. He scored a few good 40's showing us he has the technique to score runs and hopefully he will build on this next year and turn those 40s into match winning hundreds.

#### **Ollie Davies**

Ollie's talent and skill is obvious. He looked to be doing it easy in his couple of starts. He has a great eye and the ability to play all the shots but his challenge will be to choose the right shot for the right ball. As he moves up the grades, the number of loose balls will diminish and ones and twos will become just as important as boundaries.

#### **Lachlan Kerr**

Just as Lachie was settling into 5th grade and bowling great areas he was cut down with a back injury that ended his season early. With some hard work over winter and some strength work I look forward to his return next summer.

#### **Ben Kittlety**

Ben is quick enough to play much higher grades and scared many 5th grade batsmen. If his work commitments could allow him to bowl a bit more at training, then some more consistency will then reap rewards. Unfortunately, the nicks were sometimes a bit too quick for 5th grade slippers.

#### **Jacob O'Sullivan**

Jacob is also another of the young future grade players. A great fielder who can also bowl some very handy medium pacers. He looks good with the bat also but struggled to get going this year.

### Nick Osbourne

Similarly, Nick is a handy all-rounder with a great little out swinger. He made a couple of starts in the middle order and could benefit from trying to push the singles a bit more and work on using his feet more to the spinners but otherwise a promising start to his grade career.

There were also a number of other players who played less than 5 games in 5th grade this year but despite only playing a few games they made a valued contribution to 5th grade this season. These players are Jacob Graham, Abhijeet Viridi, Toby Poole, Sam Alexander, Matt Cole, Joel Wood and Jake de Angelis.

In summary, we played some great cricket this year and it was really only a couple of bad hours where we lost 5-6 quick wickets that really hurt our results. Nevertheless, the energy and spirit of the team throughout the year made it a pleasure to be captain and I am grateful for the effort, support and enthusiasm of the players, coaches, committee, sponsors and supporters.

Thank you all and congratulations to everyone for a great 2015/16 season.

Simon Waddington  
5th Grade Captain 2015/16

## 5<sup>th</sup> Grade Batting Stats

Position	Name	Matches	Inn	N/O	100s	50s	HS	Runs	Avg	Ct/St
1	Isaiah Vumbaca	9	12	5	0	1	86*	286	40.86	2
2	Edmund Hole	13	16	1	0	2	65*	233	15.53	5
3	William Wolter	7	10	0	0	2	56	199	19.90	2
4	Jack Pickering	7	9	2	0	1	55	197	28.14	3
5	Tom Sheedy	8	11	2	0	1	76*	166	18.44	1
6	Alex Bain	13	14	3	0	0	31	143	13.00	3
7	Simon Waddington	11	11	1	0	0	35	123	12.30	5
8	Matt Cole	4	5	0	0	0	49	118	23.60	1
9	Jonah Anderson	13	13	1	0	0	28	117	9.75	2
10	Oliver Davies	5	6	1	0	0	30	90	18.00	3
11	Toby Poole	2	2	1	0	0	43*	75	75.00	0
12	Nick Osbourne	5	5	1	0	0	23	68	17.00	1
13	Ben Kittlety	5	5	0	0	0	47	61	12.20	2
14	Will Akhurst	10	11	1	0	0	13	60	6.00	4
15	Jacob O'Sullivan	6	6	0	0	0	11	21	3.5.0	0
16	Jake de Angelis	1	1	1	0	0	17*	17	N/A	0
17	Lachie Kerr	5	4	0	0	0	5	15	3.75	2
18	Sam Alexander	4	4	1	0	0	7	14	4.67	1
19	Joel Wood	1	1	0	0	0	11	11	11.00	1
20	Abhijeet Viridi	2	1	0	0	0	10	10	10.00	0
21	Jacob Graham	2	2	0	0	0	4	4	2.00	0
22	Sam Kelly	9	5	3	0	0	2*	4	2.00	11/1
23	Will Denny	1	0	0	0	0	0	0	N/A	0
24	Matt Morris	1	0	0	0	0	0	0	N/A	0
25	Hayden Brown	1	0	0	0	0	0	0	N/A	0
26	Gabriel Harris	1	0	0	0	0	0	0	N/A	0

## 5<sup>th</sup> Grade Bowling Stats

Position	Name	Matches	Overs	Mdns	Runs	Wkts	Avg	5 WI	BB
1	Alex Bain	13	138.1	27	353	20	17.65	0	3 for 23

2	Jonah Anderson	13	143.5	38	364	19	19.16	0	3 for 15
3	Ben Kittlety	5	65	12	224	13	17.23	1	5 for 36
4	Isaiah Vumbaca	9	83	16	264	13	20.31	0	3 for 15
5	Edmund Hole	13	49	13	132	9	14.67	0	2 for 13
6	Lachie Kerr	5	45	16	120	7	17.14	1	5 for 11
7	Sam Alexander	4	32	7	86	6	14.33	0	3 for 21
8	Will Akhurst	10	28	1	123	5	24.60	0	4 for 47
9	Jacob Graham	2	15	1	52	4	13.00	0	4 for 38
10	Simon Waddington	11	22	8	51	3	17.00	0	2 for 11
11	Abhijeet Virdi	2	26	4	75	3	25.00	0	2 for 19
12	Hayden Brown	1	11	3	21	2	10.50	0	2 for 21
13	Gabriel Harris	1	13	21	31	2	15.50	0	2 for 31
14	Tom Sheedy	8	20	4	49	2	24.50	0	1 for 7
15	Sam Kelly	9	6	4	8	1	8.00	0	1 for 8
16	Will Denny	1	6	0	31	1	31.00	0	1 for 31
17	Oliver Davies	5	16.4	2	51	1	51.00	0	1 for 6
18	Nick Osborne	5	22	9	59	1	59.00	0	1 for 5
19	Jack Pickering	7	2	0	7	0	N/A	0	0 for 7
20	Joel Wood	1	3	0	17	0	N/A	0	0 for 17
21	Jake de Angelis	1	3	0	19	0	N/A	0	0 for 19
22	Jacob O'Sullivan	6	15.4	1	53	0	N/A	0	0 for 7

## 5<sup>th</sup> Grade Match Results

RND	Dates	Score	Result	Score	Venue
1	26 <sup>th</sup> Sep 15	Hawkesbury <b>3/81</b>	def by	Manly-Warringah <b>2/83</b> – T Poole 43*, T Sheedy 27*	Mike Pawley Oval
2	3 <sup>rd</sup> Oct 15	Sydney University <b>6/236</b> – B Kittlety 3/61	def	Manly-Warringah <b>9/232</b> - W Outred 54, T Sheedy 33, R Bishop-Perrett 31, M Burgess 29, J Mason 25	Camperdown Oval
3	10 <sup>th</sup> Oct 15 17 <sup>th</sup> Oct 15	Fairfield-Liverpool <b>114</b> – J Anderson 2/11, A Virdi 2/19, E Hole 2/20 <b>3/105</b>	def by	Manly-Warringah <b>3/115 (dec)</b> – E Hole 51, J Pickering 46*	Don Dawson Oval
4	24 <sup>th</sup> Oct 15 31 <sup>st</sup> Oct 15	Campbelltown-Camden <b>102</b> – B Kittlety 5/36, J Anderson 3/15, A Bain 2/21 <b>7/179(dec)</b> - I Vumbaca 3/15, B Kittlety 2/38	def by	Manly-Warringah <b>125</b> – W Wolter 51, I Vumbaca 25 <b>7/66</b> - A Bain 31	Raby 3
5	7 <sup>th</sup> Nov 15 14 <sup>th</sup> Nov 15	Manly-Warringah	drew	Western Suburbs	Mike Pawley Oval
6	21 <sup>st</sup> Nov 15 28 <sup>th</sup> Nov 15	Manly-Warringah <b>219</b> – I Vumbaca 81*, O Davies 28	def	Northern District <b>117</b> – L Kerr 5/11	Mike Pawley Oval



7	5 <sup>th</sup> Dec 15 12 <sup>th</sup> Dec 15	UNSW <b>9/247 (dec)</b> – J Anderson 2/56, I Vumbaca 2/76	def	Manly-Warringah <b>124</b> – W Wolter 44, I Vumbaca 33 and <b>3/137</b> - T Sheedy 76*	David Phillips North
8	19 <sup>th</sup> Dec 15	Manly-Warringah <b>124</b> – J Pickering 36, S Waddington 35	def by	Gordon <b>8/234</b> – W Akhurst 4/47, A Bain 3/58	Beauchamp Park
9	9 <sup>th</sup> Jan 16	Blacktown	Drew	Manly-Warringah	Whalan
10	16 <sup>th</sup> Jan 16 23 <sup>rd</sup> Jan 16	Manly-Warringah <b>6/217</b> – E Hole 65*, M Cole 49, O Davies 30	def	North Sydney <b>9/215 (dec)</b> – S Waddington, 2/11, H Brown 2/21, A Bain 2/30 G Harris 2/31	Mike Pawley Oval
11	30 <sup>th</sup> Jan 16	Manly-Warringah <b>92</b> – M Cole 42	def by	Randwick-Petersham <b>8/94</b> – S Alexander 3/21, E Hole 2/13, A Bain 2/19	Mike Pawley Oval
12	6 <sup>th</sup> Feb 16 13 <sup>th</sup> Feb 16	Sydney <b>167</b> – S Alexander 2/15, J Anderson 2/16, E Hole 2/23, B Kittlety 2/39		Manly-Warringah <b>81</b> and <b>6/134</b> – W Wolter 56, SK Shaikh 3/13	Ryde Oval
13	20 <sup>th</sup> Feb 16	Manly-Warringah <b>128</b> – E Hole 27	def by	Parramatta <b>6/132</b> – I Vumbaca 3/23	Mike Pawley Oval
14	27 <sup>th</sup> Feb 16 5 <sup>th</sup> Mar 16	Mosman <b>156</b> – B Kittlety 4/49, A Bain 3/23	def	Manly-Warringah <b>120</b> – B Kittlety 47, I Vumbaca 26 <b>7/73 (dec)</b> – J Pickering 35	Balmoral Oval
15	12 <sup>th</sup> Mar 16	St George <b>7/190</b> – A Bain 3/32, I Vumbaca 2/31, J Anderson 2/36	def by	Manly-Warringah <b>8/195</b> – I Vumbaca 48*, T Poole 32, J Anderson 28	Cahill Park







# Ford

## Does Family



### Kid Ready

# Kuga

**TREND AWD  
AUTO**

- 6 Spd Auto 2.0L Turbo in Petrol or Diesel
- 18" Alloy Wheels
- Reverse Sensors
- 8" Touch Screen
- Bluetooth and Voice Control

**Now with Rear Vision Camera & SYNC 2 as standard!**

# Everest

**TREND 3.2L AUTO**



### 3.2 Litre AutoTurbo Diesel engine!

- 7 Seater
- Satellite navigation
- Rear View Camera
- Maximum Towing Capacity 3000kgs
- SYNC 2
- Adaptive Cruise
- Lane Keeping Aid
- Collision Alert



Find us on 



# TitanFord

**Good People Better Service Best Deals**



**Go Further**

[titan.com.au](http://titan.com.au)

780 PITTWATER RD, BROOKVALE PH: 9938 8400

MD17692

## Poidevin Gray Report

Position	Team	P	WO	W1	D	L1	LO	Wkts Lost	Runs For	Wkts Taken	Runs Agst	Points
16 <sup>th</sup>	Manly-Warringah	6	0	2	0	4	0	42	722	49	863	12

First of all I would like to congratulate Sutherland who took home the trophy this year, and went back to back after winning last year as well. They were the form team of the competition the whole season and thoroughly deserved the win, out playing us in Rd 3 in the process.

PG's this year was a disappointment, a year of what could have been after finishing 2 wins from 6. We had such a good bunch of mates with so much potential, and it was so much fun captaining the side the whole year. Our bowling group performed outstandingly all season, bowling the opposition out for under 150 3 times out of the 5 games we bowled first. It was our batting which let us down, not being able to chase low scores, and ultimately being bowled out for 65 in the last round, still with a chance to make semi-finals after there were a number of wash outs throughout the season for other teams. All we really needed was for one batsman to put their hand up in any of those games and we would have finished 5 from 6 with a massive shot at the title. The two games we did win, we chased the total to the loss of only 1 wicket, showing how dominant our side can be and how disappointing it was to be so inconsistent.

We had quite a young group of players, only 4 players playing their last season of PG's. With so many of this year's group being able to play PG's again and with so many amazing young players in this year's green shield side, the next few years should be very strong for Manly in PG's.

I would like to thank everyone who made our season possible, and especially made my job as captain a hell of a lot easier. First of all club legend Tim Cruickshank stepped in as coach this year and it was awesome to be able to get an insight into the ruthless mentality and commitment to each other it took to win a first grade competition last year. His experience was invaluable, teaching all of us how to play one-day cricket properly and especially helping myself out with one day captaining.

To Geoff Rogers, Alan Wright, David Gainsford and Todd Harper, your help this year can't be understated. We wouldn't be able to get on the park without your help and we truly appreciate everything you did for our team and everything you do for this club.

### James Boyer

Jimmy was sensational behind the stumps all year, capitalizing and benefiting from a great bowling effort all season. Unfortunately his batting didn't kick on as much as he would of liked, not having the best opportunities, but we all know how much potential he has with his batting. Hopefully he continues to have plenty of opportunity next year up the order and proves to everyone how good he can be.

### Jake Carden

Jake led our fast bowling attack all year and ended joint leading wicket taker with 9 wickets from 6 games. He has proved how good he is this year by playing a full season of 2nd Grade, and brought that self-confidence into PG's. He rarely bowls a bad ball and is a very smart one-day bowler considering his age. His batting is a bonus as well and no doubt will be a serious 1st grade all-rounder in the future.

### Billy D'Arcy

Club captain and chat leader Billy came into the side in round 4 on the back of a mountain of runs in 3s and 4s including 2 hundreds. In his first game he used that confidence and belted 70 not out in helping us chase down Penrith's 170 1 down. It was a breakout year for this legend, finishing as one of the clubs leading run scorers and also averaged 50 in PG's, I'm sure there are many more runs and many more laughs to come.

### Jack Edwards

The better Edwards, at only 15, played 4 of the 6 games for us, only to miss 2 of them due to Green Shield commitments. Although he didn't post the numbers he hoped, his 45 not out against Easts showed us his potential and how good this kid is going to be. If only Winga told me how good he could bowl



a bit earlier he could have had a serious year with the ball as well, and is just a much better bloke than his brother. Jack has so many years of PG's left to play, and in my eyes will feature at the top of the order and also with the new ball in his hands in the top grade in not too long at all.

#### **Ben Falconer**

Falcs' like most of our attack had an awesome PG's season, although personally he would have wanted a lot more. On the back of playing half the year in 2s he came into PG's full of confidence and it showed. He is turning into a consistent wicket taker with the new ball, and has an awesome skill set that should see him be a top grade seamer for a long time.

#### **Sam Gainsford**

Gainsy had memorable year that I'm sure he will remember for a long time. He was a member of the First Grade 20/20 side who made it to the quarterfinals at the SCG, and made his First Grade debut against St George in the last round of the year, something he and his family should be very proud of, and something I was stoked to share with one of my good mates. Gainsy had an awesome PG's season with the ball, finishing our equal leading wicket taker with 9 wickets @ 15 including a 5 wicket haul against UNSW. He has turned himself into a serious one-day and 20/20 spinner, who in my eyes was definitely underused in two-day cricket. Like most of our batting order, Gainsy will be frustrated with his numbers with the bat. He struggled to get going all year, which is disappointing knowing how destructive he can be. Gainsy has a big future at our club, and will soon be a constant in first grade in the next couple of years. He will hopefully help lead next year's PG's side to a shot at the trophy.

#### **Joe Graham**

Joey really has come a long way in recent years. Since turning to off spin his cricket has come on so much. He has a serious talent with his bowling for someone who hasn't bowled it for that long, and was always a reliable and consistent option to chuck the ball to all year. He bowled a lot better than 6 wickets from 6 games but that has to be put down to the seamers bowling so well, with the spinners not getting as many overs. He will be disappointed with his batting throughout the season, and it's hard when you are shuffling up and down the order, and it doesn't help when 2 of the 6 games he was run out. Joey has some serious talent, and it wouldn't surprise me if it took

him up to the top grades next year, having already played a handful of games in 2s.

#### **Sam Hole**

Again like most of our top order, Sammy had an average PG's season with the bat. He struggled for form at the start of the year and it was good to see him bounce back at the end of the year and score some runs. What surprised most people this year was his bowling. With his only opportunity he got given in PG's late in the season he came up with 3-13 from 4 overs and showed to me he has the potential to be a genuine all-rounder in the future. Sammy is one of the club favourite's, who works just as hard as anyone on his game and who will reap the rewards in no time.

#### **Tom Kaye**

Tommy had his best year to date, which culminated in him making his First Grade debut in the last round of the year against St George, something thoroughly deserving after a mountain of runs in 2nd Grade. He and his family will be so happy and so proud, and I'm so pleased I got to share that moment with one of my closest mates. He as well will be disappointed with his scores in PG's after being in such good touch on Saturday's throughout the whole year. In some way like his two-day form, he had a number of starts that he wasn't able to capitalize on, which could have been a totally different year for us as a team if he had done. He will be looking to press on in playing some more first grade next year after getting a taste of it this year, and I know for sure he has the talent to do it.

#### **Will Outred**

Willy only played half the games for us and was unfortunate to not get much of an opportunity. Our seamer's performed really well, helping to bowl out the opposition in 4 of our games, which meant there were limited overs for the spinners. Willy is tossing up which way he wants to go in pursuing his batting or bowling, and in my eyes can be a higher grade all-rounder if he really wanted it in the next couple years.

#### **Zach Trewartha**

Zach's form in Saturday cricket unfortunately didn't translate into Sunday's with us. Zach struggled to get going all PG's season due to limited opportunities and the fact he generally came in when we were struggling. He probably was a spot or two too far down the order which resulting in him being stuck with the tail a couple of times. He was probably



disappointed that he couldn't contribute as much as much as he would have wanted to. Zach has tremendous talent with the bat, ball and in the field, which the coaching staff acknowledged in involving him in First Grade's 20/20 side at the beginning of the year. Zach will no doubt be a leader in next year's PG's team and can hopefully put some form together and lead us into the semi finals

### Josh Wigney

Wigney came into the side in Rd 4 off the back of a lot of wickets in 3s. He bowled superbly, taking 5 top

order wickets in his first match, finishing with 5-30 off his 10 to set us up for a win. He didn't have too much opportunity in our last 2 games but should be stoked with how he performed. Wiggers had a breakthrough year and showed everyone how good he can be when he gets it right. He got quicker and quicker as the year went on, and should be pushing for a spot in the higher grades at the beginning of next year if he continues his progression.

Ryan Farrell

Poidevin Gray Captain 2015/16

## Poidevin Gray Batting Stats

Position	Name	Matches	Inn	N/O	100s	50s	HS	Runs	Avg	Ct/St
1	Ryan Farrell	6	6	2	0	2	89*	185	46.25	9
2	Billy D'Arcy	3	3	1	0	1	70*	107	53.50	2
3	Thomas Kaye	6	4	0	0	1	56	105	26.25	4
4	Jack Edwards	4	4	1	0	0	45*	57	19.00	2
5	Sam Gainsford	6	4	0	0	0	22	51	12.75	1
6	Joe Graham	6	5	0	0	0	23	38	7.60	2
7	Zach Trewartha	6	4	0	0	0	22	36	9.00	3
8	James Boyer	6	4	0	0	0	21	34	8.50	6/3
9	Jake Carden	6	4	0	0	0	8	16	4.00	2
10	Sam Hole	4	3	0	0	0	7	13	4.33	1
11	Will Outred	3	2	0	0	0	10	10	5.00	0
12	Josh Wigney	5	2	2	0	0	3*	3	N/A	0
13	Matt Cole	2	1	0	0	0	2	2	2.00	0
14	Ben Falconer	6	4	2	0	0	1*	1	0.50	0
15	Ryan Bishop-Perrett	1	0	0	0	0	0	0	N/A	0

## Poidevin Gray Bowling Stats

Position	Name	Matches	Overs	Mdns	Runs	Wkts	Avg	5 WI	BB
1	Sam Gainsford	6	47.5	7	139	9	15.44	1	5 for 29
2	Jake Carden	6	37	2	140	9	15.56	0	4 for 49
3	Ben Falconer	6	33.3	3	136	7	19.43	0	3 for 31
4	Joe Graham	6	34	1	133	6	22.17	0	2 for 26
5	Josh Wigney	5	15	0	69	5	13.80	1	5 for 30
6	Ryan Farrell	6	34.4	1	140	5	28.00	0	3 for 9
7	Sam Hole	4	4.1	0	13	3	4.33	0	3 for 13
8	Zach Trewartha	6	5	0	33	1	33.00	0	1 for 33
9	Thomas Kaye	6	18	4	50	1	50.00	0	1 for 17
10	Will Outred	3	3	0	13	0	N/A	0	0 for 13

## Poidevin Gray Match Results

RND	Dates	Score	Result	Score	Venue
1	8 <sup>th</sup> Nov 15	Manly-Warringah <b>125</b> – T Kaye 26	def by	Bankstown <b>136</b> – J Carden 3/14, S Gainsford 3/25	Manly Oval
2	15 <sup>th</sup> Nov 15	Eastern Suburbs <b>8/115</b> – R Farrell 3/9, B Falconer 3/31, J Carden 2/19	def by	Manly-Warringah <b>1/104</b> – R Farrell 51*, J Edwards 45*	Waverley Oval
3	22 <sup>nd</sup> Nov 15	Sutherland <b>8/247</b> – J Carden 4/49	def	Manly-Warringah <b>132</b> – T Kaye 56	Glenn McGrath Oval
4	13 <sup>th</sup> Dec 15	Manly-Warringah <b>1/171</b> – R Farrell 89*, BM D'Arcy 70*	def	Penrith <b>170</b> – J Wigney 5/30, B Falconer 2/20, JS Graham 2/26	Manly Oval
5	20 <sup>th</sup> Dec 15	UNSW <b>141</b> – S Gainsford 5/29, S Hole 3/13, JS Graham 2/29	def	Manly-Warringah <b>125</b>	Village Green
6	10 <sup>th</sup> Jan 16	Manly-Warringah <b>65</b>	def by	Fairfield-Liverpool <b>3/68</b> – B Falconer 2/13	Manly Oval

## Green Shield Report

Position	Team	P	WO	W1	D	L1	LO	Wkts Lost	Runs For	Wkts Taken	Runs Agst	Points
8 <sup>th</sup>	Manly-Warringah	7	0	3	2	2	0	41	931	45	646	19

Season 15/16 was a season that promised so much but unfortunately delivered just short of what we had hoped for. Injuries, lack of form and player unavailability restricted us from going one better than last season.

We had arguably the most experienced team in Green shield history which started off with a totally dominating display against Easts to get a bonus point win by 200 runs. The following game vs North Sydney was a more challenging game and saw Manly finishing strong to win the game. The next round vs Bankstown, last year's winners, promised to be the game of the competition with four Australian U16s players on show, however rain prevented the game getting started which became a common theme throughout the competition.

After the Christmas break we played Wests and suffered a scare after collapsing to 3 for 10 chasing 150 but due to some great batting and partnerships, we got over the line 6 down. The next 2 games were washed out which came at a bad time as the boys were hungry to play and continue on from the form showed in the earlier rounds.

A week later we were finally back on the park against Sutherland, this game went down to the wire with Sutherland winning in the end by 5 runs.

We replayed the Mosman game on the Sunday which was previously washed out. Our batting let us down again after stumbling to 180 runs to be easily chased down by a classy Mosman team.

So after starting off with a flyer we were now looking down the barrel at two losses in a row and just finishing equal 8<sup>th</sup> on the ladder. The higher quotient allowed us to progress through to the finals and play Minor Premiers Northern Districts. This game was do or die and became one of the most memorable wins that I have seen in my last 10 years of Green Shield. The game was made ever more memorable as we

were without our two leading players away with Australian U16s squad.

The Semi-final was against old rivals Mosman who were undefeated and high on confidence. Having started off poorly with our batting we never really recovered and were totally outplayed on the day. Mosman eventually won the competition which was thoroughly deserved after being undefeated.

Green shield has been such a rewarding experience over the last three years. To be able to coach and mentor the boys at the peak of their junior program makes me confident that Manly's future is very bright and that Representative Coaches Roy Vumbaca, Paul O'Sullivan and Kevin Davies have done a wonderful job coaching the boys in their junior teams.

In the last three years Manly has produced 3 Australian U16s players, Jack Edwards, Aiden Bariol and Ollie Davies and 3 NSW U17s squad players Isaiah Vumbaca, Joel Wood and Jake Carden.

We had 4 players in their 3<sup>rd</sup> year of Green Shield - Jack Edwards (Captain), Aiden Bariol, Isaiah Vumbaca and Ned Hole and it has been a pleasure to see them develop into fine young men who have already played important roles in the Grade club.

Nick Osborne, Jacob O'Sullivan, Jonah Anderson and Ollie Davies were in their second year of Greenies and played important roles throughout the season. Ollie dominated with the bat scoring arguably the best hundred in Green shield history in the do or die quarter final Vs Northern Districts. This followed selection in the NSW U15s as captain and then being selected in the Australian U16s team.

On debut we had Hayden Brown, Gab Harris, Matt Brewster, Jake De Angelis, Harry Cantor Smith, Kyle Martin, and the youngest Ben Watts. All players contributed to the success of the team and all provided a great mix to a wonderful bunch of lads.

A team is only as good as the people around them and our team is no exception. Rob Pickering was Assistant coach and was a fantastic support throughout the season offering invaluable advice both on and off the field and is a wonderful role model for the boys.

Roy Vumbaca was the team manager and in my opinion is the best manager I have witnessed in my 30 years of cricket in Sydney. Roy's attention to detail is second to none plus he is an outstanding cricket coach.

Dollars, Wrighty and Gordon Currie are true Manly men which was always on show with their dedication to not only the Club but Green Shield. Thanks for your support of the boys and myself after many, many seasons.

Sharon Hole was the catering manager and as usual, Manly dominated in the lunches, often being told by umpires and opposition teams we are the best in the competition. All parents contributed to this and also the wonderful support of the boys on game day. Alex Vumbaca was the team photographer and captured some wonderful shots of the boys in action which also featured on our social media sites.

Green shield is always an enjoyable time as the boys get to mix with older and younger players, play on the best grounds and get the opportunity to represent the grade club. Manly believes in fostering our own players and to not take players from outside the area. Loyalty is a huge part of our club and has paid dividends with all boys from our pathway program progressing through the grades at both Manly and Warringah.

Warringah especially play an important role in this area and should be congratulated on what they have done with all the boys coming through the system.

I have loved being a part of Green Shield set up for the last 3 years and would like to thank everyone involved over that time.

To see them come into the team as boys and leave as men and develop life-long friendships makes the whole process a wonderful experience.

David Gainsford  
2015/16 Green Shield Coach





## Green Shield Batting Stats

Position	Name	Matches	Inn	N/O	100s	50s	HS	Runs	Avg	Ct/St
1	Oliver Davies	7	7	1	1	2	102*	276	46.00	2
2	Isaiah Vumbaca	7	7	0	0	1	54	172	24.57	2
3	Jacob O'Sullivan	7	6	3	0	0	46*	128	42.66	1
4	Aiden Bariol	5	5	0	0	1	58	113	22.60	6/3
5	Edmund Hole	7	7	0	0	0	47	96	13.71	1
6	Jonah Anderson	7	5	1	0	0	24	79	19.75	2
7	Nick Osborne	7	6	2	0	0	27*	73	18.25	1
8	Gabriel Harris	7	6	1	0	0	29	50	10.00	2
9	Kyle Martin	5	3	1	0	0	25	41	20.50	0
10	Jack Edwards	5	5	0	0	0	18	39	7.80	5
11	Hayden Brown	7	4	2	0	0	6	19	9.50	1
12	Harry Kantor-Smith	4	2	1	0	0	10*	10	10.00	0
13	Matt Brewster	4	1	0	0	0	6	6	6.00	3/1
14	Jake de Angelis	2	1	0	0	0	4	4	4.00	0
15	Ben Watts	6	0	0	0	0	0	0	N/A	0

## Green Shield Bowling Stats

Position	Name	Matches	Overs	Mdns	Runs	Wkts	Avg	5 WI	BB
1	Nick Osborne	7	39	5	143	9	15.89	0	3 for 29
2	Hayden Brown	7	35	6	106	8	13.25	0	3 for 10
3	Gabriel Harris	7	50.5	7	181	8	22.63	0	2 for 21
4	Jack Edwards	5	33.1	9	75	7	10.71	0	3 for 10
5	Jonah Anderson	7	43	8	115	6	19.17	0	3 for 25
6	Isaiah Vumbaca	7	35.2	2	121	6	20.17	0	2 for 9
7	Harry Kantor-Smith	4	15.2	2	52	4	13.00	0	2 for 15
8	Ben Watts	6	33	6	107	4	26.75	0	2 for 6
9	Jake de Angelis	2	9	1	17	1	17.00	0	1 for 17
10	Oliver Davies	7	1	0	9	0	N/A	0	0 for 9
11	Jacob O'Sullivan	7	2	0	12	0	N/A	0	0 for 12



## Green Shield Match Results

RND	Dates	Scores	Result	Scores	Venue
1	17 <sup>th</sup> Dec 15	Manly-Warringah <b>6/283</b> – A Bariol 58, I Vumbaca 54, E Hole 47, J O'Sullivan 46*, O Davies 40	def	Eastern Suburbs <b>52</b> – H Brown 3/10, B Watts 2/6, I Vumbaca 2/9	Manly Oval
2	20 <sup>th</sup> Dec 15	North Sydney <b>134</b> – H Brown 3/21, J Edwards 3/29, G Harris 2/34	def by	Manly-Warringah <b>196</b> – I Vumbaca 30, G Harris 29, K Martin 25	Tunks Park
3	22 <sup>nd</sup> Dec 15	Manly-Warringah	drew	Bankstown	Manly Oval
4	5 <sup>th</sup> Jan 16	Penrith	drew	Manly-Warringah	Howell Oval
5	17 <sup>th</sup> Jan 16	Manly-Warringah <b>9/181</b> – O Davies 53	def by	Mosman <b>5/182</b> – G Harris 2/21, J Anderson 2/34	Manly Oval
6	12 <sup>th</sup> Jan 16	Western Suburbs <b>145</b> – N Osborne 2/14, H Kantor-Smith 2/15, G Harris 2/30	def by	Manly-Warringah <b>6/146</b> – O Davies 61, I Vumbaca 46	Pratten Park
7	14 <sup>th</sup> Jan 16	Manly-Warringah <b>125</b>	def by	Sutherland <b>133</b> – J Edwards 3/10, N Osborne 2/25	Manly Oval
QF	19 <sup>th</sup> Jan 16	Northern District <b>175</b> – J Anderson 3/25	def by	Manly-Warringah <b>3/177</b> – O Davies 102*, N Osborne 27*	Mark Taylor Oval
SF	21 <sup>st</sup> Jan 16	Mosman <b>5/137</b> – N Osborne 3/29	def	Manly-Warringah <b>9/136</b> – J O'Sullivan 43*	Allan Border Oval



## 2015/16 Consolidated Statistics

Player	M	Inn	NO	100 s	50s	HS	Runs	Ave	CT / ST	O	M	R	W	Avg	5W	BB
Will Akhurst	12	12	1	0	0	13	67	6.09	4	34	2	142	5	28.40	0	4 for 47
Sam Alexander	10	7	3	0	0	7	15	3.75	4	100.2	16	310	15	20.67	0	3 for 21
Matt Alexander	19	10	2	0	0	46	196	24.50	7	168.2	25	590	38	15.53	0	4 for 26
Jonah Anderson	13	13	1	0	0	28	117	9.75	2	143.5	38	364	19	19.16	0	3 for 15
Javed Badyari	7	6	0	0	0	8	23	3.83	4	14	3	65	1	65.00	0	1 for 8
Alex Bain	13	14	3	0	0	31	143	13.00	3	138.1	27	353	20	17.65	0	3 for 23
Aidan Baker	18	17	1	0	1	55	263	16.44	4	63.4	15	230	16	14.38	1	5 for 17
Aiden Bariol	13	16	0	0	2	78	190	11.88	26/2	0	0	0	0	0.00	0	N/A
Ahillen Beadle	19	19	4	0	5	88	578	38.53	8	216.3	39	732	36	20.33	0	4 for 26
Taylor Beatty	12	9	1	0	0	28	123	15.38	3	119	25	360	14	25.71	0	3 for 45
Ryan Bishop-Perrett	15	10	3	0	0	31	109	15.57	2	156.2	39	505	20	25.25	1	6 for 15
James Boyer	14	14	3	0	1	60	219	19.91	21/4	0	0	0	0	0.00	0	N/A
Hayden Brown	1	0	0	0	0	0	0	N/A	0	11	3	21	2	10.50	0	2 for 21
Nathan Buck	6	3	2	0	0	39	53	53.00	4	97.2	12	362	15	24.13	1	6 for 43
Edward Burgess	1	0	0	0	0	0	0	N/A	0	1	0	4	0	0.00	0	0 for 4
Maxwell Burgess	13	12	1	0	1	56	240	21.82	2	62.2	10	214	11	19.45	1	5 for 50
Jake Carden	15	13	2	0	1	50	241	21.91	5	138.2	37	373	24	15.54	0	3 for 5
Matthew Cole	10	10	0	0	0	49	207	20.70	1	0	0	0	0	N/A	0	N/A
James Crombie	14	17	3	0	2	57	223	15.93	10	40.3	9	134	4	33.50	0	2 for 23
James Crosthwaite	17	15	0	3	3	131	719	47.93	3/3	0	0	0	0	N/A	0	N/A
Adam Crosthwaite	18	19	0	1	2	127	650	34.21	12/1	0	0	0	0	N/A	0	N/A
Jordan Daly	14	18	5	0	1	55	406	31.23	12	0	0	0	0	N/A	0	N/A
Billy D'Arcy	13	16	1	2	3	114	491	32.73	3	0	0	0	0	N/A	0	N/A
Ollie Davies	5	6	1	0	0	30	90	18.00	3	16.4	2	51	1	51.00	0	1 for 6
Jake de Angelis	1	1	1	0	0	17	17	N/A	0	3	0	19	0	0.00	0	0 for 19
Will Denny	1	0	0	0	0	0	0	N/A	0	6	0	31	1	31.00	0	1 for 31
Luke Diserens	11	8	3	0	0	10	32	6.40	2	124.1	13	461	20	23.05	0	4 for 74
Vele Dukoski	6	6	0	0	0	24	45	7.50	6	10	0	68	3	22.67	0	2 for 27
Luke Edgell	8	8	1	1	1	152	369	52.71	4	52.3	20	92	9	10.22	0	3 for 31
Mickey Edwards	2	2	1	0	0	21	25	25.00	0	0	0	0	0	N/A	0	N/A
Jack Edwards	16	15	1	0	5	71	491	35.07	10	108.1	37	233	15	15.53	0	3 for 17
Warren Evans	16	16	5	0	2	68	282	25.64	7	151.4	37	418	26	16.08	0	4 for 34
Ben Falconer	15	10	2	0	0	6	11	1.38	1	119.1	22	403	19	21.21	0	3 for 23
Ryan Farrell	15	12	3	0	1	73	271	30.11	2	107.1	14	426	9	47.33	0	2 for 27
Sam Gainsford	15	13	2	0	1	78	291	26.45	3	59.3	15	162	6	27.00	0	2 for 12
Jacob Graham	15	11	2	0	0	30	136	15.11	3	164.4	50	424	26	16.31	1	6 for 56
Joe Graham	16	16	1	0	0	43	255	17.00	13	155	26	571	24	23.79	0	4 for 22
Luke Grant	4	3	1	0	0	12	14	7.00	2	36	9	103	4	25.75	0	1 for 15

Player	M	Inn	NO	100 s	50s	HS	Runs	Ave	CT / ST	O	M	R	W	Avg	5W	BB
Adam Gummer	12	13	0	1	0	101	244	18.77	10	33	8	98	3	32.67	0	3 for 72
Rowan Hamman	13	13	1	0	1	56	185	15.42	8	0	0	0	0	N/A	0	N/A
Gabriel Harris	1	0	0	0	0	0	0	N/A	0	13	2	31	2	15.50	0	2 for 31
Nat Hill	3	3	0	0	0	33	68	22.67	5	0	0	0	0	N/A	0	N/A
Sam Hole	15	17	0	1	1	117	278	16.35	12	42.1	8	119	10	11.90	0	3 for 6
Ned Hole	13	14	1	0	2	65	224	17.23	5	43	12	120	8	15.00	0	2 for 13
Tom Kaye	15	14	1	1	5	140*	471	36.23	3	10	2	60	1	60.00	0	1 for 19
Sam Kelly	13	7	4	0	0	2	7	2.33	14/3	6	4	8	1	8.00	0	1 for 8
Lachie Kerr	5	4	0	0	0	5	15	3.75	1	45	16	120	7	17.14	1	5 for 11
Ben Kittlety	11	9	3	0	0	47	97	16.17	0	143.3	27	441	22	20.05	1	5 for 36
Jay Lenton	19	20	6	4	3	125	946	67.57	29/3	0	0	0	0	N/A	0	N/A
Dylan Marshall	14	12	6	0	0	28	147	24.50	4	138	28	482	16	30.13	0	4 for 25
Joel Mason	1	1	0	0	0	25	25	25.00	1	0	0	0	0	N/A	0	N/A
Dan McKenna	15	12	2	0	0	40	144	14.40	1	157.3	29	482	24	20.08	1	5 for 25
Nick McLachlan	20	10	6	0	0	32	73	18.25	5	255.3	34	986	32	30.81	1	5 for 38
Cameron Merchant	15	14	3	0	3	88	375	34.09	1	6	0	26	1	26.00	0	1 for 25
Matthew Morris	10	7	5	0	0	13	21	10.50	4	62.2	5	275	12	22.92	1	5 for 34
James Munting	12	7	1	0	1	54	138	23.00	2	126.2	23	439	15	29.27	0	3 for 48
Stephen O'Keefe	1	1	0	0	0	6	6	6.00	0	10	0	31	2	15.50	0	2 for 31
Nick Osborne	5	5	1	0	0	23	68	17.00	1	22	9	59	1	59.00	0	1 for 5
Jacob O'Sullivan	6	6	0	0	0	11	21	3.50	0	15.4	1	53	0	0.00	0	N/A
Will Outred	15	12	2	0	1	63	226	22.60	7	113.3	13	449	11	40.82	0	2 for 36
Josh Petersen	1	1	0	0	0	15	15	15.00	3	0	0	0	0	N/A	0	N/A
Jack Pickering	14	13	2	0	1	55	211	19.18	5	11	1	43	0	0.00	0	0 for 7
Toby Poole	13	11	1	0	1	68	198	19.80	2	0	0	0	0	N/A	0	N/A
Jarrold Rawlings	15	12	1	2	1	120	454	41.27	2	0	0	0	0	N/A	0	N/A
Jack Ritchie	21	20	4	2	2	125	653	40.81	11	42	0	231	7	33.00	0	3 for 25
Tom Sheedy	10	13	2	0	1	76	230	20.91	1	25	4	81	3	27.00	0	1 for 7
Ross Trewartha	1	0	0	0	0	0	0	N/A	0	0	0	0	0	N/A	0	N/A
Zach Trewartha	16	17	0	0	3	78	414	24.35	5	39	8	156	4	39.00	0	1 for 6
Arshdeep Virdi	16	16	3	0	1	72	276	21.23	12	11	0	60	1	60.00	0	1 for 29
Abhijeet Virdi	2	1	0	0	0	10	10	10.00	0	26	4	75	3	25.00	0	2 for 19
Michael Visser	18	5	1	0	0	11	12	3.00	3	205	46	739	28	26.39	1	5 for 54
Isaiah Vumbaca	14	15	5	0	1	86	317	31.70	3	95	17	308	13	23.69	0	3 for 15
Simon Waddington	11	9	1	0	0	35	123	15.38	4	22	8	51	3	17.00	0	2 for 11
Sam Webber	15	15	3	0	1	51	313	26.08	26/2	0	0	0	0	N/A	0	N/A
Matthew White	19	8	4	0	0	12	35	8.75	6	172.2	21	654	32	20.44	0	4 for 23
Josh Wigney	16	11	6	0	0	10	37	7.40	4	218.3	34	699	33	21.18	1	5 for 30
Will Wolter	12	13	0	0	3	68	299	23.00	3	0	0	0	0	N/A	0	N/A
Joel Wood	7	4	0	0	0	12	29	7.25	1	43	5	146	4	36.50	0	2 for 21

**Note: Stats include all 1<sup>st</sup> Grade one day and T20 matches, but do not include PG's or Green Shield stats.**



## Club Records 1878 - 2016

### FIRST GRADE

Category	Name	Record	Year
Highest Individual Score	M Phelps	233*	1999-00
Highest Season Aggregate	A Crosthwaite	1,225	2014-15
Highest Season Average	J Burke	80.75	1947-48
Most Wickets in a Season	J Randall	78	1909-10
Best Bowling Average	J Burke	6.13	1952-53
Best Bowling Figures	J.M Gregory	9 for 24	1923-24
Most Dismissal by a Wicketkeeper	M Atkinson	56 (52ct/4st)	2005-06

### SECOND GRADE

Category	Name	Record	Year
Highest Individual Score	C A Glasscock	261	2001-02
Highest Season Aggregate	D Gee	843	1904-05
Highest Season Average	A Lowe	86.70	2012-13
Most Wickets in a Season	J Randall	88	1904-05
Best Bowling Average	R Walton	6.54	1972-73
Best Bowling Figures	R Bennett	9 for 30	1948-49
Most Dismissal by a Wicketkeeper	A Dignan	45 (36ct/9st)	1996-97

### THIRD GRADE

Category	Name	Record	Year
Highest Individual Score	B Clemow	287*	1992-93
Highest Season Aggregate	G Lowe	973	1930-31
Highest Season Average	R Farnell	84.33	1920-21
Most Wickets in a Season	F Brand	79	1922-23
Best Bowling Average	F Lawler	5.81	1899-00
Best Bowling Figures	F Ames	10 for 33	1920-21
Most Dismissal by a Wicketkeeper	B Bilton	38 (34ct/4st)	1986-87
	R Holmes	38 (32ct/6st)	1979-80

### FOURTH GRADE

Category	Name	Record	Year
Highest Individual Score	J Gurd	202	1953-54
Highest Season Aggregate	R Hamman	672	2013-14
Highest Season Average	D Patterson	62.80	1982-83
Most Wickets in a Season	W Bassett	97	1936-37
Best Bowling Average	P Jenkins	5.81	1958-59
Best Bowling Figures	G Blades	10 for 27	1959-60
Most Dismissal by a Wicketkeeper	J Petersen	38 (37ct/1st)	2013-14

### FIFTH GRADE

Category	Name	Record	Year
Highest Individual Score	L Anderson	201	2011-12
Highest Season Aggregate	J Stewart	694	1981-82
Highest Season Average	R Trewartha	81.75	2011-12
Most Wickets in a Season	J Maher	55	1981-82
Best Bowling Average	S Hole	7.20	2011-12
Best Bowling Figures	M Youell	9 for 37	1995-96
Most Dismissal by a Wicketkeeper	S Webber	35 (27ct/8st)	2009-10

#### POIDEVIN-GRAY SHIELD

Category	Name	Record	Year
Highest Individual Score	T Parsonage	178	1930-31
Highest Season Aggregate	W Athey	465	1977-78
Highest Season Average	I Howell	198.00	1965-66
Most Wickets in a Season	P Philpott	38	1950-51
Best Bowling Average	G Juul	5.80	1995-96
Best Bowling Figures	P Proudfoot	10 for 88	1953-54
Most Dismissal by a Wicketkeeper	A Lowe	16 (13ct/3st)	2012-13

Please Note: PG's Keeper dismissals stats have only been completed back to 1977-78.

#### AW GREEN SHIELD

Category	Name	Record	Year
Highest Individual Score	B Shoebridge	169	1988-89
Highest Season Aggregate	J Walter	445	2006-07
Highest Season Average	C Merchant	219.00	1999-00
Most Wickets in a Season	J Barnes	41	1956-57
Best Bowling Average	D Hanlin	5.68	1944-45
Best Bowling Figures	G Blades	10 for 14	1959-60
Most Dismissal by a Wicketkeeper	S Webber	24 (10ct/14st)	2009-10





SEE  
CHANGE>

## WE UNDERSTAND THE POWER OF CHANGE>

At Red Property, we have undergone our own change in order to deliver even better outcomes for Manly. Our new-look management team boasts unrivalled knowledge of the area and an unwavering commitment to honest, results-driven sales and property management.

Red Property has one of the area's most experienced teams of Sales People and Property Managers delivering the best possible results, without compromising the genuine approach Red Property is renowned for.

Talk to us about how you can benefit from your local team.

Kerry-Anne Nielsen | Richard Davies | David Ryals | Luke Newby  
[redproperty.com.au](http://redproperty.com.au) | 9977 3000

réd

## Club Record Partnership

### 1<sup>ST</sup> GRADE

WICKET	RUNS	BATSMEN & THEIR SCORES	OPPONENT	SEASON
1 <sup>ST</sup>	271	R Fry (159) & G Bush (125)	North Sydney	1990-91
2 <sup>ND</sup>	319	M Bevan (227) & R Fry (114)	Balmain	1997-98
3 <sup>RD</sup>	301	T Cruickshank (175) & C Merchant (125)	Sydney University	2006-07
4 <sup>TH</sup>	231*	M Bevan (152*) & S Bradstreet (107*)	Sutherland	1995-96
5 <sup>TH</sup>	221	M Phelps (196) & M Faraday (95)	Sutherland	2001-02
6 <sup>TH</sup>	208	B Adrian (123) & J Gwynne (82)	Mosman	1945-46
7 <sup>TH</sup>	188	Jack Ritchie (128) & Aidan Baker (62)	Northern Districts	2012-13
8 <sup>TH</sup>	186*	L Gwynne (147*) & R Freeman (94*)	St George	1924-25
9 <sup>TH</sup>	127	W Rogers (70) & R Bubb (61)	Northern District	1925-26
10 <sup>TH</sup>	105	C Harris (65) & G Dunlop (55*)	North Sydney	1925-26

### 2<sup>ND</sup> GRADE

WICKET	RUNS	BATSMEN & THEIR SCORES	OPPONENT	SEASON
1 <sup>ST</sup>	219	A Turner (137) & N Travers (81)	Glebe	1963-64
2 <sup>ND</sup>	239	I Howell (114) & S Mesite (107)	Sutherland	1976-77
3 <sup>RD</sup>	195	C A Glascock (261) & P Brenner (89)	Sutherland	2001-02
4 <sup>TH</sup>	210*	S Patterson (129*) & J Badyari (106*)	Campbelltown-Camden	2011-12
5 <sup>TH</sup>	177*	D Felton (101*) & J Stewart (75*)	Mosman	1972-73
6 <sup>TH</sup>	223	C A Glascock (261) & R Fry (87)	Sutherland	2001-02
7 <sup>TH</sup>	196	K Pitcher (119*) & G Boyer (108)	Hawkesbury	1989-90
8 <sup>TH</sup>	189	G Evans (135) & G Boyer (84*)	Mosman	1994-95
9 <sup>TH</sup>	137	T Beatty (98) & L Diserens (43)	Gordon	2013-14
10 <sup>TH</sup>	101	D Ogilvy (67*) & J Ferguson (34)	Glebe	1904-05

### 3<sup>RD</sup> GRADE

WICKET	RUNS	BATSMEN & THEIR SCORES	OPPONENT	SEASON
1 <sup>ST</sup>	232	A Baker (170*) & J Cox (100)	University of NSW	2007-08
2 <sup>ND</sup>	176	A Gummer (115*) & M Cole (66*)	North Sydney	2014-15
3 <sup>RD</sup>	266	R Parker (158) & R Hamman (143)	North Sydney	2006-07
4 <sup>TH</sup>	222	G Juul (134*) & J Castrisos (119)	Mosman	2002-03
5 <sup>TH</sup>	190*	B Clemow (287*) & P Procopis (48*)	Bankstown	1992-93
6 <sup>TH</sup>	142	D Stevenson (116) & J Castrisos (90)	Balmain	2001-02
7 <sup>TH</sup>	120	G Beard (88) & P Stabback (30)	Waverley	1968-69
8 <sup>TH</sup>	133*	B Clemow (71*) & J Warn (58*)	University of NSW	2002-03
9 <sup>TH</sup>	223	C Woods (135) & A Freeman (112*)	St George	1899-1900
10 <sup>TH</sup>	91	C Hughes (69*) & G Holmes (18)	Campbelltown	1988-89

### 4<sup>TH</sup> GRADE

WICKET	RUNS	BATSMEN & THEIR SCORES	OPPONENT	SEASON
1 <sup>ST</sup>	<b>273</b>	<b>B D'Arcy (114*) &amp; L Edgell (152)</b>	<b>Campbelltown-Camden</b>	<b>2015-16</b>
2 <sup>ND</sup>	<b>173</b>	<b>S Hole (117) &amp; W Wolter (68)</b>	<b>Gordon</b>	<b>2015-16</b>
3 <sup>RD</sup>	158	J Cox (95) & C M Glascock (73)	Balmain	2002-03
4 <sup>TH</sup>	225	J Baker (151) & A Baker (123)	Sydney University	2006-07
5 <sup>TH</sup>	173	A Ward (114) & G Hill (71*)	Petersham	1973-74
6 <sup>TH</sup>	260	A Parkinson (141) & C Mueller (128)	Hawkesbury	2001-02
7 <sup>TH</sup>	142	W Evans (132) & M Ferguson (58)	Randwick-Petersham	2007-08
8 <sup>TH</sup>	151	S Waddington (130*) & S Griffiths (68)	Bankstown	2004-05



WICKET	RUNS	BATSMEN & THEIR SCORES	OPPONENT	SEASON
9 <sup>TH</sup>	114*	J Pitt (67*) & W Hawkins (50*)	North Sydney	1935-36
10 <sup>TH</sup>	85	R Woodford (59) & B Murray (42)	North Sydney	1967-68

## 5<sup>th</sup> GRADE

WICKET	RUNS	BATSMEN & THEIR SCORES	OPPONENT	SEASON
1 <sup>ST</sup>	138	J Rawlings (58) & V Rehaan (73)	UNSW	2010-11
2 <sup>ND</sup>	139	B D'Arcy (72) & H Ferguson (60)	Gordon	2013-14
3 <sup>RD</sup>	150*	D Tabrett (53*) & L Weston (100*)	Bankstown	2007-08
4 <sup>TH</sup>	181	A Fraser (183) & D Beyer (35)	Parramatta	2003-04
5 <sup>TH</sup>	130	R Trewartha (121) & J Garay (43)	Parramatta	2012-13
6 <sup>TH</sup>	120	M Butcher (96) & T Kaye (45)	Gordon	2010-11
7 <sup>TH</sup>	63	C Bruce (32) & M Cole (67)	Sutherland	2011-12
8 <sup>TH</sup>	125	L Anderson (201) & D Farrell (50)	Eastern Suburbs	2008-09
9 <sup>TH</sup>	73	A Virdi (37) & J Boyer (36)	Campbelltown-Camden	2010-11
10 <sup>TH</sup>	80	R Trewartha (156*) & B Wilson (35)	Randwick-Petersham	2011-12

Please Note: 5<sup>th</sup> Grade partnership stats were only recorded from 2003-04 onwards.



## Career Records of Current Players

Player	Inn	NO	100s	50s	HS	R	Avg	CT / ST	O	M	R	W	Avg	SWI	BB
Will Akhurst	12	1	0	0	13	67	6.09	4	34	2	142	5	28.40	0	4 for 47
Sam Alexander	48	21	0	0	21	229	8.48	18	706	128	2,387	129	18.50	8	5 for 17
Matthew Alexander	80	18	0	0	46	1,003	16.18	26	1,081.1	209	3,251	170	19.12	3	6 for 54
Jonah Anderson	13	1	0	0	28	117	9.75	2	143.5	38	364	19	19.16	0	3 for 15
Javed Badyari	86	15	1	5	106	1,507	21.23	39	504.2	87	1,975	76	25.99	3	6 for 42
Alex Bain	20	6	0	0	31	160	11.43	6	210.1	40	578	30	19.27	0	3 for 23
Aidan Baker	169	14	6	27	172	4,840	31.23	48	811.4	167	2,841	125	22.73	4	8 for 77
Aiden Bariol	33	2	0	2	78	450	14.52	59/4	0	0	0	0	0.00	0	N/A
Ahillen Beadle	81	12	4	18	157	2,719	39.41	22	816.4	139	2,845	124	22.94	1	5 for 11
Taylor Beatty	68	11	0	5	98	1,256	22.04	31	661.4	121	2,297	98	23.44	2	7 for 16
Ryan Bishop-Perrett	23	9	0	0	31	199	14.21	6	339.2	89	928	47	19.74	1	6 for 15
James Boyer	84	19	0	3	69	1,133	17.43	140/31	0	0	0	0	0.00	0	N/A
Hayden Brown	0	0	0	0	0	0	0.00	0	11	3	21	2	10.50	0	2 for 21
Nathan Buck	11	5	0	0	39	103	17.17	7	272.4	43	1,043	43	24.26	1	6 for 43
Edward Burgess	86	9	3	8	115	2,254	29.27	32/2	305.5	66	961	43	22.35	1	5 for 22
Maxwell Burgess	122	19	1	8	117	2,017	19.58	47	622	113	1,902	92	20.67	4	7 for 83
Jake Carden	45	6	0	5	59	827	21.21	17	360.4	87	977	66	14.80	1	6 for 20
Matthew Cole	65	6	0	6	71	1,467	24.86	13	40	2	188	6	31.33	0	2 for 11
James Crombie	21	4	0	2	57	242	14.24	14	47.1	9	161	5	32.20	0	2 for 23
Adam Crosthwaite	133	7	12	29	201	5,249	41.66	148/13	0.2	0	3	0	0.00	0	0 for 3
James Crosthwaite	16	0	3	3	131	745	46.56	3/3	0	0	0	0	0.00	0	N/A
Jordan Daly	82	19	2	7	150	1,943	30.84	61/1	13	2	49	1	49.00	0	1 for 27
Billy D'Arcy	72	3	2	12	114	1,757	25.46	16	1	0	10	0	0.00	0	0 for 10
Ollie Davies	6	1	0	0	30	90	18.00	3	16.4	2	51	1	51.00	0	1 for 6
Jake de Angelis	1	1	0	0	17	17	N/A	0	3	0	19	0	0.00	0	0 for 19
Will Denny	3	2	0	0	3	5	5.00	0	37	6	135	7	19.29	0	2 for 16
Luke Diserens	32	12	0	0	43	161	8.05	12	522.4	74	1,989	77	25.83	2	5 for 51
Vele Dukoski	6	0	0	0	24	45	7.50	6	10	0	68	3	22.67	0	2 for 27
Luke Edgell	197	27	4	19	152	4,472	26.31	48	1,076	221	3,503	145	24.16	1	5 for 25
Jack Edwards	22	1	0	6	71	654	31.14	10	119.1	37	273	17	16.06	0	3 for 17
Mickey Edwards	44	20	0	0	32	210	8.75	15	779.4	126	2,534	111	22.83	1	5 for 19
Warren Evans	356	63	1	19	132	5,256	17.94	101	5,446.3	1453	14,746	748	19.71	26	8 for 39
Ben Falconer	47	10	0	0	37	244	6.59	7	497.4	155	1,506	78	19.31	1	6 for 36
Ryan Farrell	83	10	1	7	105	1,563	21.41	35	618.3	79	2,232	88	25.36	2	5 for 22
Sam Gainsford	68	9	0	3	78	1,124	19.05	24	564	104	1,656	65	25.48	0	4 for 23
Jacob Graham	73	11	0	1	60	1,013	16.34	22	570.2	131	1,626	93	17.48	2	6 for 56
Joe Graham	18	1	0	0	43	281	16.53	14	156	26	571	24	23.79	0	4 for 22
Luke Grant	87	18	0	3	78	1,188	17.22	39/1	814	180	2,600	126	20.63	2	5 for 23
Adam Gummer	133	14	4	7	115	2,639	22.18	66/1	303	59	933	47	19.85	0	4 for 28
Rowan Hamman	106	5	7	10	143	2,931	29.02	50	1	0	10	0	0.00	0	0 for 10

Player	Inn	NO	100s	50s	HS	R	Avg	CT / ST	O	M	R	W	Avg	SWI	BB
Gabriel Harris	0	0	0	0	0	0	0.00	0	13	2	31	2	15.50	0	2 for 31
Nat Hill	67	6	2	12	115	1,923	31.52	23	132	15	619	28	22.11	1	5 for 19
Ned Hole	15	1	0	2	65	249	17.79	5	43	12	120	8	15.00	0	2 for 13
Sam Hole	82	7	2	10	118	1,5745	21.00	26	284.1	53	980	52	18.85	1	6 for 28
Tom Kaye	88	11	2	10	140	2,042	26.52	21	164.5	25	602	27	22.30	1	5 for 39
Sam Kelly	12	8	0	0	4	18	4.50	24/6	6	4	8	1	8.00	0	1 for 8
Lachie Kerr	4	0	0	0	5	15	3.75	1	45	16	120	7	17.14	1	5 for 11
Ben Kittlety	23	9	0	0	47	186	13.29	5	414	79	1,314	63	20.86	1	5 for 36
Jay Lenton	45	14	5	6	125	1,661	53.58	60/6	0	0	0	0	0.00	0	N/A
Dylan Marshall	89	37	0	0	28	616	11.85	27	1,240.4	261	4,064	178	22.83	4	5 for 48
Joel Mason	232	11	4	23	150	5,522	24.99	105/2	63.2	5	266	9	29.56	0	3 for 9
Daniel McKenna	12	2	0	0	40	144	14.40	1	157.3	29	482	24	20.08	1	5 for 25
Nick McLachlan	95	44	0	0	32	593	11.63	32	1,717.2	316	5,799	282	20.56	10	7 for 37
Cameron Merchant	180	25	11	28	146	5,350	34.52	51	108.5	13	431	25	17.24	0	4 for 3
Matthew Morris	52	26	0	0	20	252	9.69	25	860.4	145	2,905	125	23.24	5	6 for 52
James Munting	133	44	0	2	54	1,194	13.42	41	1,962.3	381	6,521	294	22.18	7	8 for 29
Stephen O'Keefe	39	8	2	5	158	1,061	34.23	15	512.2	115	1,438	72	19.97	0	4 for 12
Nick Osborne	5	1	0	0	23	68	17.00	1	22.00	9	59	1	59.00	0	1 for 5
Jacob O'Sullivan	7	0	0	0	19	40	5.71	0	15.4	1	53	0	0.00	0	0 for 7
Will Outred	12	2	0	1	63	226	22.60	7	113.3	13	449	11	40.82	0	7 for 20
Josh Petersen	147	26	0	2	63	1,485	12.27	257/19	6	0	60	1	60.00	0	1 for 16
Jack Pickering	29	2	0	3	68	535	19.81	16	14	2	50	0	0.00	0	0 for 7
Toby Poole	56	8	0	7	98	1,070	22.29	16	15	0	79	1	79.00	0	1 for 33
Jarrold Rawlings	119	8	4	9	169	2,721	24.51	34	7	1	35	0	0.00	0	0 for 8
Jack Ritchie	211	23	8	24	128	5,174	27.52	85	566.3	65	2,473	94	26.31	0	4 for 17
Tom Sheedy	13	2	0	1	76	230	20.91	1	25	4	81	3	27.00	0	1 for 7
Ross Trewartha	98	12	5	10	156	2,888	33.58	33	36	4	156	6	26.00	0	3 for 43
Zach Trewartha	61	6	1	4	102	1,215	22.09	17	422.4	74	1,335	58	23.02	1	5 for 8
Arshdeep Viridi	68	16	0	3	72	988	19.00	37	556.4	101	1,905	93	20.48	2	6 for 20
Abhijeet Viridi	1	0	0	0	10	10	10.00	0	26	4	75	3	25.00	0	2 for 19
Michael Visser	100	26	0	2	87	961	12.99	30	1,672.1	381	5,190	262	19.81	5	8 for 44
Isaiah Vumbaca	26	9	0	3	86	545	32.06	7	237.4	35	806	37	21.78	0	4 for 46
Simon Waddington	125	16	2	14	131	2,878	26.40	70	1,158.5	216	3,851	144	26.74	0	4 for 11
Sam Webber	97	19	0	6	87	1,557	19.96	151/26	5	0	27	5	5.40	1	5 for 27
Matthew White	8	4	0	0	12	35	8.75	6	172.2	21	654	32	20.44	0	4 for 23
Josh Wigney	27	14	0	0	10	74	5.69	7	404.1	79	1,145	59	19.41	2	5 for 25
Will Wolter	13	0	0	3	68	299	23.00	3	0	0	0	0	0.00	0	N/A
Joel Wood	19	4	0	1	62	248	16.53	4	175.5	34	547	24	22.79	0	4 for 24

Please Note: Above numbers include all 1<sup>st</sup> Grade One Day stats from 1992-93 onwards, as well as all T20 stats.

## Players Who Have Scored Over 5,000 Grade Runs

Position	Name	Years	Innings	N/O	Runs	100s	50s	HS	Average
1	Tim Cruickshank	1997-2015	352	35	10,480	14	67	203	33.06
2	Eddie Robinson	1938-1966	395	34	9,343	5	55	137	25.88
3	Richard Fry	1982-2000	343	33	8,536	8	45	159	27.54
4	Bruce Cook	1929-1960	345	21	7,526	6	37	134	23.23
5	Terry Lee	1954-1977	254	39	7,504	15	37	127*	34.90
6	Jim Burke	1943-1974	227	58	7,404	14	42	165*	43.81
7	Greg Hill	1972-1996	335	41	7,238	8	29	134*	24.62
8	Bruce Adrian	1929-1964	411	55	7,193	4	28	146	20.21
9	Andrew Fraser	1978-2009	333	49	7,012	6	35	183	24.69
10	Ian Howell	1965-1996	293	24	6,565	7	27	178*	24.41
11	Sam Mesite	1971-1992	313	22	6,546	7	30	127	22.49
12	Shawn Bradstreet	1988-2008	233	50	6,326	8	30	142	34.57
13	George Lowe	1906-1937	235	27	6,286	10	36	210*	30.22
14	Matthew Cranney	1992-2012	255	29	6,214	5	29	145	27.50
15	Gary Flowers	1971-1995	311	22	6,134	2	29	123	21.22
16	Les Gwynne	1923-1945	241	21	6,029	9	19	175*	27.40
17	Ken Turner	1962-1984	316	33	5,994	1	26	100	21.18
18	Cliff Searle	1921-1943	377	34	5,957	1	7	110	17.37
19	Graeme Beard	1966-1986	228	31	5,939	9	28	187	30.15
20	Jim Stewart	1972-1992	245	37	5,914	4	32	153	28.43
21	Dan Gee	1904-0924	204	4	5,904	9	24	165	29.52
22	Barry Rothwell	1952-1983	254	64	5,851	6	25	126	30.79
23	Paul Brenner	1990-2006	214	11	5,625	9	23	202*	27.71
24	Vic Brown	1939-1957	244	7	5,559	3	25	136	23.46
25	Phil Marks	1979-1993	184	22	5,556	9	30	173*	34.30
26	Peter Philpott	1948-1970	210	35	5,535	6	33	154	31.63
27	Joel Mason	1995-2016	231	4	5,497	4	23	150	24.99
28	Ken Pitcher	1976-1997	268	33	5,504	3	25	119*	23.42
29	Brian Clemow	1991-2004	167	9	5,477	11	29	287*	34.66
30	Craig Glassock	1988-2006	207	33	5,428	6	26	261	31.20
31	Matthew Phelps	1996-2003	139	12	5,391	15	23	233*	42.45
32	Cameron Merchant	1999-	180	25	5,350	11	28	146	34.52
33	Don Frazer	1934-1954	303	28	5,349	4	22	104	19.45
34	Craig Little	1999-2014	232	32	5,298	7	25	122	26.49
35	Adam Crosthwaite	2009-	134	7	5,287	12	29	201	41.63
36	David Ford	1984-2000	221	41	5,281	2	27	138	29.34
37	Warren Evans	1986-	356	63	5,256	1	19	132	17.94
38	Tim Blank	1982-1997	216	38	5,217	2	30	137	29.31
39	Jack Ritchie	2003-	211	23	5,174	8	24	128	27.52

**Please Note: The above numbers include all 1<sup>st</sup> Grade One Day stats from 1992-93 onwards, as well as all T20 stats.**



## Players Who Have Taken Over 300 Grade Wickets

Position	Name	Years	Overs	Maidens	Runs	Wickets	Average
1	Jim Randall	1900-1935	3,495.6	293	15,188	851	17.85
2	Warren Evans	1986-	5,443.2	1,453	14,746	748	19.71
3	Ron Watkins	1942-1967	3,100.2	329	11,914	696	17.12
4	Brian Kinsey	1964-1992	3,241.2	721	9,648	669	14.42
5	Tom Spencer	1962-1978	3,860.2	771	12,343	634	19.47
6	Bruce Adrian	1929-1964	1,998.6	70	11,347	514	22.08
7	Jeff MacPherson	1969-1988	2,844.9	565	9,108	506	18.00
8	Peter Philpott	1948-1970	2,241.3	238	9,456	499	18.95
9	Mike Pawley	1957-1986	2,546.4	528	7,612	484	15.73
10	Eddie Robinson	1938-1966	2,627	270	10,382	483	21.49
11	Ken Nichol	1963-1977	2,256.1	292	8,964	445	20.14
12	Tom Brooks	1944-1965	2,237.3	229	9,100	438	20.78
13	Andrew Lindsay	1999-2012	2,531.6	515	8,036	434	18.52
14	Shawn Bradstreet	1988-2008	3,046.6	834	7,511	420	17.88
15	Morgan Youell	1990-2005	3,187.8	813	8,217	417	19.71
16	Gavin Fletcher	1979-1994	2,899.7	810	7,351	407	18.06
17	Glen Evans	1983-2002	3,295.2	779	10,328	394	26.21
18	Des Hartman	1969-1978	1,980.4	357	6,498	379	17.15
19	Richard Woodfield	1962-1974	1,783.3	346	5,560	365	15.23
20	Paul Stephenson	1967-1980	1,889	298	6,983	347	20.12
21	Charlie Hayman	1932-1946	1,202.6	94	5,648	337	16.76
22	Ian Macdonald	1967-1983	1,995.8	343	6,383	319	20.01
23	Ken Waterhouse	1950-1962	1,476.2	237	4,809	317	15.17
24	Craig Little	1999-2014	1,922	408	5,867	317	18.51
25	Shane Cleary	2001-2011	2,134.2	341	7,592	311	24.41
26	Rudi Burattini	1989-2001	2,317.4	500	6,352	305	20.83
27	Jamie Heath	1996-2004	1,981	446	5,602	300	18.67

**Please Note:** The above numbers include all 1<sup>st</sup> Grade One Day stats from 1992-93 onwards, as well as all T20 stats.



## Best Performances Last 10 Years

### FIRST GRADE

Category	Name	Record	Year
Highest Individual Score	B Davis	212	2010-2011
Highest Season Aggregate	A Crosthwaite	1,455	2014-2015
<b>Highest Season Average</b>	<b>J Lenton</b>	<b>67.64</b>	<b>2015-2016</b>
Most Wickets in a Season	N McLachlan	59	2014-2015
Best Bowling Average	J Munting	14.69	2010-2011
Best Bowling Figures	J Munting	8 for 29	2010-2011
Most Dismissal by a Wicketkeeper	A Crosthwaite	40 (38ct/2st)	2010-2011

### SECOND GRADE

Category	Name	Record	Year
Highest Individual Score	J Sullivan	199	2009-2010
Highest Season Aggregate	M Cleary	522	2010-2011
Highest Season Average	A Lowe	86.70	2012-2013
Most Wickets in a Season	C Boss	45	2008-2009
	M Visser	45	2014-2015
Best Bowling Average	A Lindsay	11.26	2011-2012
Best Bowling Figures	M Visser	8 for 44	2014-2015
Most Dismissal by a Wicketkeeper	S Webber	32 (30ct/2st)	2010-2011
	S Webber	32 (29ct/3st)	2014-2015

### THIRD GRADE

Category	Name	Record	Year
Highest Individual Score	A Baker	170*	2007-2008
Highest Season Aggregate	C Little	594	2008-2009
Highest Season Average	J Rawlings	66.75	2014-2015
Most Wickets in a Season	C Little	41	2010-2011
Best Bowling Average	M Morris	8.38	2007-2008
Best Bowling Figures	T Beatty	7 for 16	2011-2012
<b>Most Dismissal by a Wicketkeeper</b>	<b>A Bariol</b>	<b>28 (26ct/2st)</b>	<b>2015-2016</b>

### FOURTH GRADE

Category	Name	Record	Year
<b>Highest Individual Score</b>	<b>L Edgell</b>	<b>152</b>	<b>2015-2016</b>
Highest Season Aggregate	R Hamman	672	2013-2014
Highest Season Average	R Hamman	61.09	2013-2014
Most Wickets in a Season	W Evans	33	2013-2014
Best Bowling Average	V Rehaan	8.91	2008-2009
Best Bowling Figures	V Rehaan	8 for 17	2008-2009
Most Dismissal by a Wicketkeeper	J Petersen	38 (37ct/1st)	2013-2014

### FIFTH GRADE

Category	Name	Record	Year
Highest Individual Score	L Anderson	201	2011-2012
Highest Season Aggregate	R Trewartha	618	2012-2013
Highest Season Average	R Trewartha	81.75	2011-2012
Most Wickets in a Season	A Bitmead	37	2006-2007
Best Bowling Average	S Hole	7.20	2011-2012
Best Bowling Figures	M Burgess	7 for 83	2007-2008
Most Dismissal by a Wicketkeeper	S Webber	35 (27ct/8st)	2009-2010

POIDEVIN-GRAY SHIELD

Category	Name	Record	Year
Highest Individual Score	M Cleary	127	2006-2007
Highest Season Aggregate	J Ritchie	327	2009-2010
Highest Season Average	J Ritchie	46.71	2009-2010
Most Wickets in a Season	L Grant	14	2012-2013
	M Mee	14	2009-2010
Best Bowling Average	M Alexander	13.00	2012-2013
Best Bowling Figures	L Grant	5 for 23	2013-2014
Most Dismissal by a Wicketkeeper	A Lowe	16 (13ct/3st)	2012-2013

AW GREEN SHIELD

Category	Name	Record	Year
Highest Individual Score	J Walter	122	2006-2007
Highest Season Aggregate	J Walter	445	2006-2007
Highest Season Average	J Walter	49.44	2006-2007
Most Wickets in a Season	R Hodge	18	2009-2010
Best Bowling Average	M Levene	8.07	2011-2012
Best Bowling Figures	A Bain	5 for 20	2013-2014
Most Dismissal by a Wicketkeeper	S Webber	25 (11ct/14st)	2009-2010





More than you expect.

One Partner.  
One Bill. One Cloud.

# The Smarter Choice for your **Business** **Technology Solutions**



**Print  
Solutions**



**Display and  
Desktop**



**Unified  
Communications**



**Full Support**

Enquire Now

1800 985 445  
 [info@csg.com.au](mailto:info@csg.com.au)

**[csg.com.au](http://csg.com.au)**



# SUPPORTING WHAT AUSTRALIANS LOVE

Travel. Sport. Life Experiences.



TravelSIM connects Australians throughout the world and within their own communities.

As part of our commitment to the community, we were proud to support the Manly Warringah District Cricket Club during the 2015/16 season.



*Making travel better*

[www.travelsim.net.au](http://www.travelsim.net.au)