

Manly Warringah District Cricket Club 2017/18

140th Annual Report and
Balance Sheet



5th Grade
Premiers



Club
Championship



4th Grade
Premiers

Proudly Sponsored by

travelsim[®]

styleness

creating beautiful and functional spaces

Property Styling

Open Home Styling

Home Improvements

Decluttering Service

Photography Styling

Home Marketing

STYLE | INTEGRITY | LIFESTYLE | PASSION | FUNCTIONALITY

M. +61 416 275 141
E. vanessa@styleness.com.au
W. www.styleness.com.au

11 Beach Road
Collaroy NSW 2097 AUSTRALIA
ABN 37 604 270 840

We are Harbord Diggers



Restaurants

Bars

Café

Events

Childcare

Living



NOW OPEN
harborddiggers.com.au

Table of Contents

Office Bearers	6
Life Members	6
Previous Administration	7
Non Playing Members	7
Board Member Attendance	8
Performance Last 15 Years	8
Premierships	9
Charity Partners	10
Club Sponsors	10
Player Sponsors.....	11
President’s Report	15
Secretary’s Report	18
International and First Class Representatives	21
Champagne Cricketers.....	22
2017/18 Major Award Winners.....	23
Representative Players 2017/18.....	24
Player Milestones and Records	25
Leading Batting Averages 2017/18.....	26
Leading Bowling Averages 2017/18	26
Club Coach’s Report.....	27
1 st Grade Report.....	29
1 st Grade Batting Statistics.....	32
1 st Grade Bowling Statistics	33
1 st Grade Match results	34
1 st Grade Career of Current Players.....	36
2 nd Grade Report.....	37
2 nd Grade Batting Statistics.....	39
2 nd Grade Bowling Statistics	40
2 nd Grade Match Results.....	41
3 rd Grade Report	43
3 rd Grade Batting Statistics	45
3 rd Grade Bowling Statistics	46
3 rd Grade Match Results	47
4 th Grade Report	49
4 th Grade Batting Statistics	51
4 th Grade Bowling Statistics	52
4 th Grade Match Results	53
5 th Grade Report	56
5 th Grade Batting Statistics	59
5 th Grade Bowling Statistics	60
5 th Grade Match Results	61
Poidevin Gray Report.....	63
Poidevin Gray Batting Statistics.....	65
Poidevin Gray Bowling Statistics.....	65
Poidevin Gray Match Results.....	66

Green Shield Report.....	67
Green Shield Batting Statistics.....	70
Green Shield Bowling Statistics	70
Green Shield Match Results.....	71
Brewer Shield Report.....	73
Brewer Shield Batting Statistics.....	75
Brewer Shield Bowling Statistics.....	75
Brewer Shield Match Results.....	76
2017/18 Consolidated Statistics	77
Club Records 1878 - 2018	80
Club Record Partnerships	82
Career Records of Current Players	84
Players Who Have Scored Over 5,000 Grade Runs	87
Players Who Have Taken Over 300 Grade Wickets.....	88
Best Performances Last 10 Years.....	89



ian bird photography

A huge thank you to Ian Bird Photography for the use of their photos in this Annual Report. Ian Bird is an amazing supporter of Manly Cricket, and undoubtedly the best photographer in Sydney. We encourage all club members, sponsors, players, parents and supporters to use his services. Whether it is a corporate shoot, wedding, or personal family portraits, Ian Bird is your man – check out his website at www.ianbirdphotography.com for more of his exceptional work.

Office Bearers

PATRONS

Mike Baird – Former NSW Premier
Mike Regan – Northern Beaches Mayor

HONORARY PRESIDENT

Andrew Fraser

HONORARY DEPUTY PRESIDENT

David Gainsford

HONORARY SECRETARY

Steve Beatty

ASSISTANT HONORARY SECRETARY

Joel Mason

HONORARY TREASURER

Scott McLachlan

ASSISTANT HONORARY TREASURER

John Warn

GENERAL BOARD

Ross Denny
Mick Trevaskis
Tim Cruickshank
Adam Gummer
Roy Vumbaca
Chris O'Sullivan

DELEGATE TO CNSW

John Warn

DELEGATES TO SYDNEY CRICKET ASSOCIATION

John Warn
Adam Gummer

SELECTION COMMITTEE

Chris Hynes – Chairman of Selectors
Chris Green – 1st Grade captain
Sam Gainsford – 2nd Grade & Poidevin Gray captain
Javed Badyari – 3rd Grade captain
Adam Gummer – 4th Grade captain
Geoff Isaacs – 5th Grade captain

HEAD COACHES

Shawn Bradstreet – Club Coach
Phil Marks – Assistant Club Coach

ASSISTANT COACHES

Gavin Fletcher (Assistant Bowling Coach)
Bob Rollins (Assistant Batting Coach)
Tim Cruickshank (Poidevin Gray Coach)
David Gardiner (Fielding Coach)
Roy Vumbaca (Assistant Fielding Coach)

GREEN SHIELD COACHES

David Gainsford
Roy Vumbaca
Tom Kaye

BREWER SHIELD COACH

Simon Waddington

Life Members

HONORARY LIFE MEMBERS

Peter Philpott OAM	Tom Spencer
Barry Rothwell	Greg Hill
Jim Stewart	Gary Flowers
Sam Mesite	Don Sellin
Mike Pawley OAM	Gavin Fletcher
Andrew Fraser	Mal Elliot
Ron Holmes	David Patterson
Bob Brenner	Richard Fry
Frank Turner	Keith Fitzpatrick
Shawn Bradstreet	Terry Lee OAM
Brian Kinsey	John Warn
Graeme Beard	Geoff Rogers
David Gainsford	Joel Mason

HONORARY LIFE MEMBERS (DECEASED)

Bruce Adrian	Alex Anderson
Jim Burke	Les Gwynne
C Cochrane	Bruce Cook
H Dunlop	C Hayes
C Hayman	W Hoy
C Laurence	W S Mitchell
Robert Aubrey Oxlade	
CBE	George Lowe MBE
Cliff Searle	L A Soman
R Pitt	John Hodgson
M Hayman	Alan Turner
John Stephenson	Eddie Robinson
Tom Brooks OAM	

Previous Administration

HONORARY PRESIDENTS (12)

DATES	NAME	YEARS
1878-1896	Alfred Hilder	18
1897-1922	Dr David Thomas	26
1922-1955	Robert Aubrey Oxlade CBE	33
1955-1966	George Lowe MBE	11
1966-1976	John Hodgson	10
1976-1980	John Stephenson	4
1980-1984	Barry Rothwell	4
1984-1991	Jim Stewart	8
1991-1999	Gary Flowers	8
1999-2000	Ron Holmes	1
2000-2004	Tim Farriss	4
2004-Present	Andrew Fraser	14*

EXECUTIVE ADMINISTRATION – LAST 10 YEARS

YEAR	HON PRESIDENT	HON SECRETARY	HON TREASURER
2008-09	Andrew Fraser	Ross Wiblin (GM)	Fiona Lyon
2009-10	Andrew Fraser	Ross Wiblin (GM)	Fiona Lyon
2010-11	Andrew Fraser	Ross Wiblin	Fiona Lyon
2011-12	Andrew Fraser	John Parkinson	Fiona Lyon
2012-13	Andrew Fraser	Don Waller	Fiona Lyon / Simon Lyon
2013-14	Andrew Fraser	Steve Beatty	Scott McLachlan
2014-15	Andrew Fraser	Steve Beatty	Scott McLachlan
2015-16	Andrew Fraser	Steve Beatty	Scott McLachlan
2016-17	Andrew Fraser	Steve Beatty	Scott McLachlan
2017-18	Andrew Fraser	Steve Beatty	Scott McLachlan

Non Playing Members

Jamien Zimmermann	Stephen Gartrell	Anthony Johnson	Vanessa Johnson
Jim Thow	Jim Outred	Dane McKay	Gordon Currie
Paul Hartmann	Roy Edwards	Steve Beatty	Will Harding
Tony Pitcher	Mick McMahon	Andrew Fraser	David Gardiner
Adrian Molloy	Frank Turner	Greg Hill	Simon Waddington
Scott McLachlan	Ross Denny	Ted Lindsay	John Warn
Langdon Gould	Michael D'Arcy	Ben King	Dave Farrell
Tony Graham	Sam Mesite	Sarah Edwards	Andrew Black
Joel Mason	Eddie Meth	Matt Suttling	Drew Dickson
Tom Sheedy	Gary Holmes	Phill Edwards	Kevin Davies
Bob Brenner	Ron Holmes	Andrew Luxton	Jamie Turmanis
Darren Goodger	Barry Barnes	Michael Shephard	Juris Turmanis
David Gainsford	Cameron Lawes	Ian Bird	Chris O'Sullivan
Errol Cranney	Francis Raymond	Gaetan Juul	Jim Stewart
Andrew Dawes	John Borzi	Mark Bury	John Mesite
Mark Williams	Paul Wilson	Robert Delmenico	Phillip Aldis
Tony Scanlon	Ross Wiblin	Ronnie Davis	Andrew Jeffrey

Tim Cruickshank	Tim Ashelford	Toni Hardman	Ann Wilson
Simon Couch	Dale Hunt	Greg Pickering	Mark Stanley
Garry Kelly	Marie Thomas	Matt Guberina	Nick Wennerbom
Pip Wennerbom	Drew Johnson	Jodie Johnson	Mick Trevaskis
Rowan Hamman	Keith Tucker	Margaret Tucker	Tanya Lim
Arthur Mitsoulis	Martin Fowle	Kylie Trewartha	Andrew Wolfe
Tom Baldwin	Jaron Mitchell	Luke Tucker	Nick Stephens
Clayton Ockerby	Troy Shelsher	Matthew Stone	Kim Kelso-Ferrier

Board Member Attendance

TITLE	NAME	% ATTENDANCE
Hon. President	Andrew Fraser	100%
Hon. Vice President	David Gainsford	100%
Hon. Secretary	Steve Beatty	100%
Hon. Treasurer	Scott McLachlan	83%
Hon. Assistant Secretary	Joel Mason	100%
Hon. Assistant Treasurer	John Warn	50%
Board Member	Ross Denny	100%
Board Member	Mick Trevaskis	17%
Board Member	Adam Gummer	100%
Board Member	Tim Cruickshank	83%
Board Member	Roy Vumbaca	100%
Board Member	Chris O'Sullivan	83%

Performance Last 15 Years

YEAR	CLUB CHAMPIONSHIP	1 ST GRADE	2 ND GRADE	3 RD GRADE	4 TH GRADE	5 TH GRADE	PG's	Green Shield
2017-18	1 st	8 th	2 nd	8 th	1 st	1 st	5 th	2 nd
2016-17	6 th	9 th	5 th	7 th	6 th	10 th	5 th	9 th
2015-16	9 th	8 th	12 th	5 th	6 th	11 th	16 th	4 th
2014-15	1 st	1 st	2 nd	1 st	4 th	2 nd	8 th	3 rd
2013-14	8 TH	5 th	16 th	4 th	2 nd	2 nd	15 th	16 th
2012-13	15 th	17 th	16 th	10 th	9 th	16 th	10 th	13 th
2011-12	1 st	5 th	2 nd	3 rd	2 nd	7 th	4 th	10 th
2010-11	8 th	10 th	7 th	1 st	10 th	1 st	12 th	18 th
2009-10	3 rd	5 th	7 th	3 rd	7 th	12 th	14 th	4 th
2008-09	8 th	14 th	5 th	3 rd	15 th	4 th	15 th	5 th
2007-08	15 th	18 th	11 th	12 th	16 th	7 th	20 th	16 th
2006-07	9 th	20 th	3 rd	3 rd	5 th	9 th	7 th	2 nd
2005-06	1 st	2 nd	6 th	4 th	8 th	20 th	5 th	8 th
2004-05	4 th	6 th	8 th	1 st	6 th	10 th	2 nd	17 th
2003-04	12 th	12 th	8 th	10 th	6 th	9 th	7 th	11 th

Premierships

GRADE	YEARS
Club Championship	1976-77, 1988-89, 1999-00, 2002-03, 2005-06, 2011-12, 2014-15, 2017-18
1 st Grade	1949-50, 1957-58, 1973-74, 1988-89, 2014-15
1 st Grade L/0	1974-75, 2000-01, 2005-06
1 st Grade T20	2009-10
2 nd Grade	1904-05, 1989-90
3 rd Grade	1902-03, 1920-21, 1958-59, 1969-70, 1974-75, 1987-88 (undefeated), 2004-05, 2010-11, 2014-15
4 th Grade	1972-73, 2017-18
5 th Grade	2010-11, 2017-18
Poidevin Gray	1949-50, 1955-56, 1968-69, 1977-78, 1985-86
Green Shield	1941-42, 1942-43, 1944-45, 1952-53, 1953-54, 1959-60, 1991-92
Masters	2002-03, 2003-04
Ladies	1982-83 (2 nd Grade)



Charity Partners



Stewart House



Happy Days Cambodian Charity



Australian Red Cross

Club Sponsors

MAJOR SPONSOR


travelsim®

GOLD SPONSORS



styleness
creating beautiful and functional spaces

CLUB SPONSORS



Ann Wilson Funerals



Quest Manly



Titan Ford



Quest Events



4 Pines Brewery




Ian Bird Photography

Player Sponsors



Pivot Creative
Isaiah Vumbaca



Guzman Y Gomez
Aiden Bariol




Zenith Workforce
Joel Foster



Device Technologies
Adam Crosthwaite



Chiropractic Solutions
Oliver Davies



John Bull Removals
Sam Gainsford



*Innovative Print Solutions
Cameron Merchant*



*Built.
Jack Edwards*



*Advanced Skin Technology
Chris Green*




*Manly Warringah Sea Eagles
Mickey Edwards*



*BOQ Manly
Steve O'Keefe*



*The Butchers Cafe
Jay Lenton*



*Corner Hub Cafe
Zach Trewartha*



*Device Technologies
Arshdeep Virdi*



*UltraTune Manly
Sam Webber*



Top Tier Sports
Javed Badyari




C A C H E T

Cachet
Jack Ritchie



Spartan Sports
Nick McLachlan



RENDER KING
PTY LTD

Render King
James Crosthwaite



Timbertime Toys

Timbertime Toys
Ahillen Beadle



BLUE POWDER TRAVEL

Blue Powder Travel
Matt Alexander



Westfield
WARRINGAH MALL

Westfield Warringah Mall
Sam Hole

There has never been a better time to
buy a Ford!



Go Further

WARRANTY COMES
STANDARD



ACROSS THE ENTIRE
FORD RANGE

Leave the city behind
and see where your
Ford SUV can take you.

More than just a school run ..
there's a Ford SUV to help you
break free!

Ecosport, Escape, Everest and the new
Endura due to arrive in late 2018 are all fuel
efficient, dynamic performers with superior
technology and are packed with advance
safety features.



AWARD WINNING **Ranger**



**\$300
CASH BACK
+
FREE
WINDOW
TINT**
with every
new & used
vehicle purchase

Come down and say hello to Garry and the team today!



TitanFord

Good People Better Service Best Deals

Find us on

titan.com.au

780 PITTWATER RD, BROOKVALE PH: 9938 8400

President's Report

Well, what an incredible season it ended up being for our Club. Who'd have thought at Christmas time that we would win the Club Championship after being 200 points behind Parramatta – an almost unassailable lead?

We also won premierships in 4th & 5th grade and made the Grand Finals of Green Shield and 2nd grade, going within a whisker of winning five titles, a feat that has never been achieved before.

With 20 Clubs in the SCA, it is difficult to win one trophy – to capture 3 major trophies is quite extraordinary.

To give you an idea of the enormity of this, we have only ever done it once before in our 140 year history – and that was 3 years ago in 2014/15. But this season, we emulated that feat again. In fact the last decade has been the Club's most successful period ever!

So many former MWDCC players and people from other Clubs have asked...."What are you guys doing down there?"

So perhaps this report is the ideal platform to answer that question and reflect on exactly what we have built and why the work of the last 10 years has contributed to our unprecedented success.

It would be impossible to experience this type of success without having adequate off-field structures and good support partners in place.

Firstly, after a 30 year search, the Club finally secured and built a third ground in 2008 – our 5th grade home at Mike Pawley Oval. This asset was a significant factor in us winning our first 5th grade premiership in 2010/11.

This 5th grade premiership was also the same time our Manly Warringah Cricket Pathway Program was launched in 2010.



The Pathway is a partnership between all our main cricket bodies on the peninsula, Warringah Cricket Club, Manly Warringah Cricket Association, Manly Warringah Junior Cricket Association & Manly Warringah Junior Representative Cricket Association.

The Pathway was designed to benefit the respective Clubs by tapping into the significant junior cricket talent nursery within the area and realising the cricket potential effectively and efficiently. We were delighted this past season to see our first Pathway player enter the First Class system and debut for NSW – a huge congrats to Mickey Edwards!

Then, in 2015, NSW Premier/Club Patron Mike Baird officially opened our new Graham Reserve training facility, providing a world-class practice facility for our players, which was long overdue.

In conjunction with this asset, the Club also worked closely with Manly Council and Cricket NSW to redevelop the Graham Reserve precinct. We transformed one of the worst grade grounds in Sydney, into a picturesque venue that everyone now loves playing at.

This season we also entered a team in the women's competition in the Under-17s Brewer Shield where they won the Spirit of Cricket in the Sydney Premier Competition. This is a wonderful initiative that has been driven tirelessly by Ross Denny and supercoach Simon Waddington.

To our financial position. Just 10 years ago, the Club had no money and virtually zero assets. But as you will read in this report, we now have a Balance Sheet showing over \$300,000 in assets. This is a watermark moment for our Club and this result depicts the huge amount of work from a number of people on our Board over many years, including of course our brilliant Treasurer Scotty McLachlan. Plus our very loyal sponsor partners.

This healthy financial position has enabled us to contribute to important capital works such as the new Graham Reserve training facilities plus continuing to fund the Pathway Program – and next season we hope to have a state of the art electronic scoreboard operating at Manly Oval to replace the dilapidated existing one!

Another initiative we formalised this year is the Gainsford Scholarship, which culminated in our partnership with the Toronto Cricket Club up in Newcastle. Andrew Somerville from Toronto CC was the inaugural recipient of the "Gainsford Scholarship" which is an initiative of David Gainsford, to help country players find their feet in Sydney Grade cricket.

The Toronto Cricket Club partnership will see us base our pre-season there next season for the senior grades with full use of their facilities. As part of our alliance, we will also have access to their best juniors for possible selection in Green Shield and PGs. This is another initiative we are implementing in being a well-rounded club offering opportunities to many young people.

And last, but not least, our people. We are very blessed to have an extraordinary group of loyal, passionate, dedicated people in the Manly Cricket Family that all make our community a better place.

Our highly skilled coaching staff of Shawn Bradstreet, Phil Marks, Tim Cruickshank, Bobby Rollins, Dave Gardiner, Gavin Fletcher, Dougy McGrath – plus Green Shield Coaches, David Gainsford, Roy Vumbaca, Tommy Kaye, plus our

increasing list of tireless scorers & volunteers, are the envy of most other Clubs.

Shawn has stepped down as Club Coach, so I'd like to acknowledge his epic contribution over the last 5 years, which has included multiple Club Championship and Premiership titles.

Shawn has handed over the reins to another club legend in Timmy Cruickshank.

And to our current Board. Having sat on it for 29 years, I am well equipped to safely say that the Club has never been in better hands with this Committee of Management – simply a team of outstanding people that I feel very privileged to be a part of. A massive thank you to all of them for their unwavering contributions and loyal support – namely our superstar Secretary Steve Beatty, David Gainsford, Joel Mason, Scott McLachlan, John Warn, Chris O'Sullivan, Roy Vumbaca, Tim Cruickshank, Mick Trevaskis, Ross Denny & Adam Gummer.

Adam was not only a 4th grade premiership captain this season, but he was also instrumental in the organisation of the Ashes Lunch this season, which was our most successful Club fundraiser ever!

So as you can see, we have had a very busy 10 years and we are constantly evolving & looking to improve.

The point is, success can't be achieved without first laying a proper structure. So we should all feel very proud of the work that has gone in to building this platform that has been laid for the Club over the past decade.

I hope this helps people to understand that success just doesn't happen – it takes a collective effort right throughout the Club over many years, to achieve the results of the past decade.

Last but not least – our players. All we can do as a Club is give you guys (and gals now!) the best

possible support structures to help you perform at your best each week. And perform you did!

So we want to extend a massive congrats to all of our captains and our entire playing group for an outstanding 2017/18. You have rewarded all the wonderful people that I've alluded to above by achieving some incredible successes this season. You all stood up at the back end of the season and played some wonderful cricket to pull off a truly remarkable Club Championship victory.

Thank you for a special season boys. History will show it was one of our greatest!

One last thank you to my best mate and wife Mandie – I'm very grateful for your unwavering support, which enables me to continue devoting time to our great Club.

Andrew Fraser
Honorary President 2017/18



Secretary's Report

To the wider cricket community involved with Manly Warringah District Cricket Club, the Committee has the pleasure in submitting the 140th Annual Report, including the financial statements, covering the 2017/18 cricket season. The club entered teams in the five Sydney Grade competitions, along with the First Grade Limited Overs and T-20 competitions, the Poidevin-Gray and AW Green Shield competitions.

This season MWDCC also entered a team in the highly regarded Brewer Shield under 17 women's competition. This is an exciting development for MWDCC, and the Manly Warringah area.

The club had another very successful season, and congratulations go to our excellent coaching staff and all the players. 1st Grade (Limited over), 2nd grade, 4th grade, 5th grade, PGs and Green Shield all contested finals. 4th and 5th grades were crowned Premiers for 2017/18.

A phenomenal performance culminating in winning the prestigious 2017/18 CLUB CHAMPIONSHIP. Sobering our celebrations was the club's low ranking in the CNSW Spirit of Cricket ranking in the men's competitions. Improvement in this area must be a key focus for MWDCC in 2018/19.

Winning another Club Championship truly reflects the work that is put in by our great coaches across ALL our grades. 2 Premierships and a Club Champs is a wonderful year. Our coaching structure and personnel is regarded as the best in Sydney Premier Grade Cricket, and all are to be congratulated on their dedication and excellence during the season. A great group headed by Shawn Bradstreet and Phil Marks, including Tim Cruickshank, Bob Rollins, Dave Gainsford, Roy Vumbaca, Gavin Fletcher, Dave Gardiner and Tom Kaye. Well done fellas.

To our inaugural Brewer Shield coaches Simon Waddington and Ross Denny, my

heartly congratulations. There was absolutely no doubt the first year was going to be a challenge, one that you met front on and delivered an incredibly successful debut year culminating in the team winning the Spirit of Cricket award from CNSW.

Chris Hynes was a tower of strength as Chairman of Selectors. Hynsey is part mentor, confidant and magician around the Christmas break guiding selections.

As a foundation club, MWDCC ensures we develop and nurture elite talent. Steve O'Keefe and Jay Lenton continued to play for the NSW state team, and Mickey Edwards made his long awaited first-class debut. Congratulations to all these players.

Two of our outstanding local juniors Jack Edwards and Ollie Davies represented Australia in U19 tournaments, with Jack excelling. Both players locked down 1st grade positions with MWDCC. Aiden Bariol and Joel Foster were part of the NSW U19 team along with Jack.

The club was well represented in the BBL with 1st grade skipper Chris Green along with Jay Lenton playing for the Sydney Thunder. Shawn Bradstreet our Head Coach continued guiding the Thunder as Academy Coach. Mickey Edwards and Steve O'Keefe donned the Sydney Sixers colours.

Our Pathway system is primed to deliver these players into the first class arena and is driven by a lot of hard work from all stakeholders. Our partners at Warringah Cricket Club and of course



Manly Warringah Junior Cricket Association can be congratulated for successful seasons – winning in total 3 premierships. Roy and Gains do a great job pulling the groups together.

Our Captains were excellent in 2017/18, and there were a number of them! Injury, work, study, representative demands were a challenge and in all cases our leaders stood up to the task. Congratulations to our Premiership-winning Captains and to Chris Green, our 1st grade skipper, in his first season with the Club. Thank you to every one of the 17 captains this past season. The Club cannot function without the work and leadership you provide.

Sporting Clubs are only as strong as their volunteer base, and ours is exceptional:

- Our scorers – Geoff Rogers, Gordon Currie, Ted Lindsay and Don Sellin. A special thanks to Langdon Gould for helping early in the season before a rough trot with his health.
- Our Team Managers– Michael Shephard (Juice), Will Harding and Dave Gardiner.
- Our Ground Managers Todd Harper and Alan Wright.
- Our Media group – run by the players, headed by Joel Mason and Sam Weber. Exceptional work.
- Ian Bird for all the great photographs.

Many thanks to every one of the people who stepped up and helped where needed during the year.

One hundred and one players donned the Waratah's Cap in 2017/18, including our Brewer Shield team. Fourteen of these players qualified for their official MWDCC playing number, and we had four players earn their Baggy Blue debuting in first grade. The new playing numbers are listed below.

It has been a pleasure to serve on our Board for another season, and I would like to thank every member for their contribution of countless hours dedicated to successfully running the club. This is an outstanding group of people.

Player Number

A. Bennett (1497), J. Brewster (1498), J. Davies (1499), J. Foster (1500), L. Franks (1501), C. Green (1502), A. Hicks (1503), O. Lucius (1504), B. Mendel (1505), L. Molyneux (1506), J. Ninness (1507), J. Osborne (1508), J. Seward (1509), A. Sommerville (1510).

First Grade Debutants

Chris Green, Ollie Davies, Joel Foster, Aiden Bariol.

Steve Beatty

Honorary Secretary 2017/18



60 YEARS OF CARING & SUPPORT

We understand the needs of our community and local families at a time of loss. The team at Ann Wilson are here for you and will help you organise a service that truly honours the life that was lived.

Staff at Ann Wilson funeral homes are widely regarded for their professionalism, compassion and understanding.

By prearranging and prepaying a funeral at today's prices, you will be helping your family during an emotional time.

Ann Wilson Funerals - for peace of mind when you need it most.



"At Ann Wilson Funerals, my priority is you and your family! We will go out of our way to make the service arrangement a meaningful and special experience for all involved. My team and I offer warm and comfortable, welcoming facilities and a beautiful chapel at Mona Vale, which has an adjoining function room for small gatherings."

- Ann Wilson -



ANN WILSON
FUNERALS

9191 8804 | annwilsonfunerals.com.au

International and First Class Representatives

TEST PLAYERS	NSW	Name	Debut
Australia			
1 S M J Woods	118	P C Charlton	21/12/1888
2 P C Charlton	161	F M Ridge	14/12/1895
3 R B Minnett	216	W R McIntyre	15/12/1905
4 J M Gregory	217	F S Middleton	15/12/1905
5 A Mailey	223	H Whiddon	06/12/1907
6 K R Miller	233	J E Hodgkinson	12/12/1908
7 R A Sagers	243	R V Minnett	11/12/1909
8 J W Burke	244	J A Randell	11/12/1909
9 G F Rorke	267	A Mailey	08/11/1912
10 P I Philpott	278	E A Bull	06/02/1914
11 G Thomas	304	J M Gregory	19/11/1920
12 P M Toohey	326	R A Bubb	22/11/1924
13 K J Wright	328	L W Gwynne	22/11/1924
14 G R Beard	344	F S Cummins	26/12/1925
15 M G Bevan	438	R A Sagers	13/01/1940
16 G R Robertson	441	B A Cook	15/11/1940
17 P Wilson	442	V Trumper (Jnr)	15/12/1940
18 S Clark	464	T F Brooks	01/01/1947
19 J Bird**	467	K R Miller	24/10/1947
20 S O'Keefe	471	A K Walker	26/11/1948
	472	J W Burke	10/12/1948
	497	P I Philpott	01/01/1955
	507	G F Rorke	22/11/1957
England			
1 C W J Athey	508	G Thomas	22/11/1957
2 P Jarvis	515	R S Taylor	29/01/1960
3 D V Lawrence	521	T H Lee	29/12/1962
4 J E R Gallian**	525	B A Rothwell	01/01/1964
	551	M B Pawley	08/11/1969
	569	P M Toohey	25/10/1974
West Indies			
1 A L Kallicharran	571	G R Beard	14/11/1975
	602	M D O'Neill	22/10/1982
	612	P H Marks	17/02/1984
T20 INTERNATIONAL			
1 S N J O'Keefe (Aust)	626	G R Robertson	12/02/1988
	631	S B J Whitfield	09/02/1989
	636	M G Bevan	16/11/1990
Test Umpires			
1 T F Brooks OAM - 24 Tests	649	C A Glasscock	02/11/1994
	667	M J Phelps	20/10/1998
	670	S D Bradstreet	11/12/1998
Interstate and Overseas First Class Players			
1 Kevin Wright (SA & WA)	678	J M Heath	17/12/1999
2 Adam Crosthwaite (VIC & SA)	691	M A Cameron	23/01/2003
3 Nathan Buck (Leicestershire UK)	698	S N J O'Keefe	18/11/2005
4 Jackson Bird (TAS)**	721	T Cruickshank	29/10/2010
5 James Munting (SA)**	737	J Lenton	06/11/2015
6 Cameron Merchant (Nth Districts, NZ)**	743	M Edwards	08/02/2018
7 Logan Weston (Leeds/Bradford MCCU)**			

** Note: Manly Junior Interstate/overseas

Champagne Cricketers

BATTING

Score	Name	Grade	Round	Opponent
133	Adam Crosthwaite	1st Grade	Round 2	Northern Districts
122	Adam Gummer	4th Grade	Round 2	Northern Districts
157*	Dom Wheeler	5th Grade	Round 3	North Sydney
103	James Crosthwaite	1st Grade	Round 4	Eastern Suburbs
102	Cameron Merchant	1st Grade	Round 4	Eastern Suburbs
102	Jordan Daly	3rd Grade	Round 4	Eastern Suburbs
112	Adam Crosthwaite	1st Grade	Round 5	Gordon
167	Ollie Davies	2nd Grade	Round 5	Gordon
105	Jordan Daly	3rd Grade	Round 5	Gordon
100*	Tom Kaye	2nd Grade	Round 6	Sutherland
163	Ollie Davies	Poidevin Gray	Round 7	Randwick-Petersham
128	Jack Pickering	5th Grade	Round 7	Randwick-Petersham
117	Dom Wheeler	5th Grade	Round 7	Randwick-Petersham
112*	Cameron Merchant	1st Grade	Round 10	UNSW
113	Jack Pickering	4th Grade	Round 10	UNSW
141	James Crosthwaite	1st Grade	Round 11	Blacktown
113	Jay Lenton	1st Grade	Round 12	Bankstown
100	Logan Weston	2nd Grade	Round 12	Bankstown
206	Logan Weston	2nd Grade	Round 14	St George
102*	Tom Kaye	2nd Grade	Round 14	St George
101*	Joel Davies	5th Grade	Round 14	St George
119	Ollie Davies	1st Grade	Round 14	St George
147*	Ryan Farrell	2nd Grade	Round 15	Mosman
100*	Sam Webber	3rd Grade	Round 15	Mosman
102	Logan Weston	2nd Grade	Quarter Final	Mosman
103	Nick Cohen	5th Grade	Quarter Final	Penrith

BOWLING

Figures	Name	Grade	Round	Opponent
6 for 96	Ben Watts	3rd Grade	Round 2	Northern Districts
5 for 42	Chris Green	1st Grade	Round 2	Northern Districts
6 for 20	Jacob Graham	4th Grade	Round 2	Northern Districts
7 for 64	Chris Green	1st Grade	Round 3	North Sydney
6 for 33	Glyn Archer	5th Grade	Round 3	North Sydney
5 for 20	Brad Wilson	4th Grade	Round 4	Eastern Suburbs
6 for 32	Andrew Jamieson	3rd Grade	Round 4	Eastern Suburbs
5 for 61	Joel Foster	2nd Grade	Round 5	Gordon
5 for 21	Nick McLachlan	2nd Grade	Round 5	Gordon
5 for 56	Ryan Bishop-Perrett	3rd Grade	Round 5	Gordon
5 for 82	Glyn Archer	5th Grade	Round 5	Gordon
5 for 14	Alex Bain	4th Grade	Round 6	Western Suburbs
5 for 28	Josh Park	Green Shield	Round 7	North Sydney
5 for 62	Joe Graham	1st Grade	Round 10	UNSW
5 for 11	Sam Alexander	4th Grade	Round 11	Blacktown
6 for 28	Jarrad Ninness	5th Grade	Round 11	Blacktown
5 for 24	Josh Wigney	3rd Grade	Round 11	Blacktown

Figures	Name	Grade	Round	Opponent
5 for 12	Brad Wilson	4th Grade	Round 11	Blacktown
8 for 23	Joel Foster	1st Grade	Round 12	Bankstown
5 for 36	Dylan Marshall	5th Grade	Round 12	Bankstown
5 for 33	Sam Alexander	4th Grade	Round 12	Bankstown
5 for 32	Ryan Farrell	1st Grade 1D	Quarter Final	Parramatta
5 for 12	Robyn Medley	Brewer Shield	Round 8	Campbelltown
5 for 16	Jake Carden	Poidevin Gray	Quarter Final	Fairfield
7 for 48	Michael Counsell	4th Grade	Round 13	Parramatta
5 for 20	Andrew Jamieson	2nd Grade	Round 14	St George
5 for 35	Ryan Farrell	2nd Grade	Round 15	Mosman
5 for 30	Jacob Graham	3rd Grade	Round 15	Mosman
5 for 25	Dylan Marshall	5th Grade	Grand Final	Parramatta

2017/18 Major Award Winners

1st Grade:

(Min 300 runs and 20 wkts)

Batting Award: Chris Green – 393 runs @ 56.14

Bowling Award: Joel Foster – 20 wickets @ 18.35

2nd Grade:

(Min 300 runs and 20 wkts)

Batting Award: Ollie Davies – 344 runs @ 57.33

Bowling Award: Andrew Jamieson – 25 Wickets @ 9.92

3rd Grade:

(Min 300 runs and 20 wkts)

Batting Award: Jordan Daly – 309 runs @ 51.50

Bowling Award: Josh Wigney – 16 Wickets @ 11.00

4th Grade:

(Min 300 runs and 20 wkts)

Batting Award: Adam Gummer – 496 Runs @ 33.10

Bowling Award: Michael Counsell – 28 Wickets @ 10.36

5th Grade:

(Min 300 runs and 20 wkts)

Batting Award: Dom Wheeler – 441 Runs @ 110.25

Bowling Award: Ben Falconer – 21 Wickets @ 13.43

Poidevin-Gray:

(Min 125 runs and 8 wkts)

Batting Award: Ollie Davies – 270 Runs @ 33.75

Bowling Award: Jake Carden – 14 Wickets @ 11.14

AW Green Shield:

(Min 125 runs and 8 wkts)

Batting Award: Jake Osborne – 310 Runs @ 31.00

Bowling Award: Jack Hobson – 13 Wickets @ 9.46

Note: Award in each grade is based on the best average.

Captain of the Year:

Adam Gummer

Spartan Sports Players' Player:

Tom Kaye

Bob Lind Junior Player of the year:

Ollie Davies

Senior Player of the year:

Logan Weston

Female Cricketer of the year:

Robyn Medley

Don Sellin 3rd Grade Award: Sam Webber

Langdon Gould Scholarship: Jake Osborne

President's Award: Ian Bird

Gary Flowers Most Improved Player: Ash Virdi

George Lowe Medal: Jordan Daly

**Keith Marks Memorial Trophy
(Clubman of the Year):** Roy Vumbaca

Representative Players 2017/18

NSW	Steve O'Keefe Mickey Edwards
NSW 2 nd XI	Jay Lenton Jack Edwards
Sydney Sixers	Steve O'Keefe Mickey Edwards
Sydney Thunder	Chris Green Jay Lenton
Under 14 NSW Metro	Joel Davies
Under 15 NSW School Team	Josh Seward (also selected as standby for the CA U16 XI)
Under 15 Female NSW Metro	Kate Salmon Amelia Sim Hannah Woolf
Under 16 NSW Metro	Jack Hobson Lachlan Molyneux Jake Osborne
Under 17 Australian XI	Ollie Davies
Under 19 NSW Metro	Aiden Bariol Jack Edwards Joel Foster
Under 19 Australia	Jack Edwards

Player Milestones and Records

1st Grade

Adam Crosthwaite	6,000 runs
James Crosthwaite	2,000 runs
Matthew Alexander	50 Wickets
Jay Lenton	100 Dismissals

All Grades

Adam Crosthwaite	6,000 runs	Cameron Merchant	6,000 runs
Logan Weston	3,000 runs	Adam Gummer	3,000 runs
Sam Hole	2,000 runs	Ryan Farrell	2,000 runs
Sam Webber	2,000 runs	James Crosthwaite	2,000 runs
Jack Pickering	1,000 runs	Ollie Davies	1,000 runs
Jake Carden	1,000 runs	Jack Edwards	1,000 runs
Aiden Bariol	1,000 runs		
Michael Visser	300 wickets	Nick McLachlan	300 wickets
Matt Alexander	200 wickets		
Jake Carden	100 wickets	Ryan Farrell	100 wickets
Brad Wilson	100 wickets	Arshdeep Virdi	100 wickets
Joe Graham	100 wickets	Josh Wigney	100 wickets
Alex Bain	50 wickets	Glyn Archer	50 wickets
Tom Kaye	50 wickets	Michael Counsell	50 wickets
Jack Ritchie	100 catches	Aiden Bariol	100 catches
Ryan Farrell	50 catches	Logan Weston	50 catches
Jarrold Rawlings	50 catches	Arshdeep Virdi	50 catches
Logan Weston & Tom Kaye	236 – 2 nd Grade 4 th Wicket Partnership Record		
Dom Wheeler & Brynn Mendel	187 – 5 th Grade 1 st Wicket Partnership Record		
Dom Wheeler & Jack Pickering	252 – 5 th Grade 2 nd Wicket Partnership Record		
Geoff Isaacs & Jacob O’Sullivan	166 – 5 th Grade 3 rd Wicket Partnership Record		

Leading Batting Averages 2017/18

Minimum of 300 runs

Position	Name	Matches	Inn	N/O	100s	50s	HS	Runs	Avg
1	Arshdeep Viridi	16	17	6	0	6	79*	590	53.64
2	Ollie Davies	15	14	2	2	1	167	636	53.00
3	Logan Weston	17	17	0	3	3	206	799	47.00
4	Jordan Daly	10	7	0	2	0	105	317	45.29
5	Jack Pickering	13	13	2	2	1	128	474	43.09
6	Chris Green	15	14	2	0	5	71	501	41.75
7	Dom Wheeler	17	18	4	2	2	157*	574	41.00
8	Adam Crosthwaite	20	20	1	2	5	133	761	40.05
9	James Crosthwaite	19	19	0	2	3	141	759	39.95
10	Cameron Merchant	20	16	2	2	1	112*	511	36.50

Leading Bowling Averages 2017/18

Minimum of 15 wickets

Position	Name	Matches	Overs	Mdns	Runs	Wkts	Avg	5 WI	BB
1	Robyn Medley	13	53.1	8	161	15	10.73	1	5 for 12
2	Jacob Graham	17	152	34	377	31	12.16	2	6 for 20
3	Michael Counsell	18	215.3	51	529	43	12.30	1	7 for 48
4	Andrew Jamieson	15	158.3	36	464	36	12.89	2	6 for 52
5	Brad Wilson	19	235.3	68	533	41	13.00	2	5 for 12
6	Glyn Archer	18	218	35	627	45	13.93	2	6 for 33
7	Dylan Marshall	15	165.3	34	463	32	14.47	2	5 for 25
8	Alex Bain	18	183.2	34	464	31	14.97	0	4 for 15
9	Ben Falconer	17	142.4	23	412	27	15.26	0	3 for 10
10	Ben Watts	8	87	15	258	16	16.13	1	6 for 96

Please Note: Above stats includes T20 stats but does not include PG's or Green Shield.



Club Coach's Report

Following the lack of success from season 2016/17, our clear objective as a club was to turn things around with immediate effect.

Our first change was to bring in a more relevant pre-season programme, which was more cricket specific. Our club stalwart, former 1st grader and club medico Simon Couch led the charge with the help of Roy Vumbaca and David Gardiner. Nine midweek sessions were held at St Paul's, which started in early July. The feedback from the playing group was brilliant and we know that this was instrumental in setting up the season for the success we would enjoy.

We also knew that we needed to do some work on maintaining and improving upon our club culture. We felt that this would help our on field performance if every player was responsible for our culture and continued to build upon these values.

As it turned out we had a very pleasing season. We came very close to eclipsing season 2014/15, our best season in the club's history. We won the Club Championship for the 2nd time in four seasons as well as two premierships, 4th and 5th grade. Club Championship trophies are without doubt the most difficult to win. Going into the last round 2 points behind Parramatta, who had led all season, to win all five grades (two with bonus points) was a truly remarkable effort. It really did prove to us as coaches how passionate and driven our players were and how much it meant to them. It made us extremely proud!

1st grade saw the introduction of a new skipper, Chris Green, who had joined us from Northern District. He captained the side until his Big Bash and PSL commitments dragged him away and he handed over the role to Cameron Merchant.

Unfortunately we didn't realise our obvious potential missing the finals for the 3rd successive

season in the two day competition. We had a better time of it in the One Day competition, reaching the quarter finals before losing to the eventual 2 dayer premiers, Parramatta. Our T20 campaign was extremely disappointing only finishing 10th in our conference after winning just the one game.



One true positive to come out of all of this was that six players under the age of 20 played 1st grade during the season. This is testament to our pathway programme and they will all benefit from the experience.

2nd grade had two captains during the season. Jack Ritchie did the first half and then handed over the reins to Sam Gainsford after Xmas.

2nd grade had a very strong back half of the season finishing third on the ladder, won their quarter final against Mosman and their semi final against Hawkesbury, only to valiantly go down in their grand final to the Minor Premiers, Northern District.

3rd grade finished 8th in the competition which in itself looks like an average season however, they were only 6 points off 4th position on the ladder. Things could have been quite different had they won one more game during the season which emphasises how close the competition was. 3rd grade was captained by Javed Badyari and in his absence we used Sam Webber, Andrew Jamieson and Sam Hole.

4th grade was led by Adam Gummer and assisted by stand in captains Jarrod Walter, Sam Hole and Zach Trewartha during his absence with injury and work commitments.

4s had a great season. They finished the regular season as Minor Premiers and went on to claim the Reid Cup as Premiers. Throughout the season this side won the close games, which in many cases were low scoring affairs. Whether they were chasing runs or defending a low total they played with the belief that they could always win, and win they did. During the finals series they continued with that belief, played really tough cricket and justifiably won the title.

5th grade also won a premiership! This side is made up of our future higher graders and is the entrée into grade cricket from our pathway programme. Made up predominantly of school-age kids with a few more experienced players mixed in, this grade showcases our future talent.

5th grade was captained by Geoff Isaacs at the start and end of the season due to a shoulder injury. He was assisted admirably by Will Outred, Dylan Marshall, Zach Trewartha, Dom Wheeler and Roy Vumbaca during his absence.

5th grade finished 5th on the ladder at the end of the rounds. They too played tough cricket during the finals, beating Penrith in a “must win” quarter final at Howell Oval, then beat Sutherland in the semi final at Manly Oval before taking out the Grand Final against Parramatta at Old Kings. A fantastic result and great experience for our young players.

We had some real challenges during the season despite winning 2 titles and the coveted Club Championship.

- We used seventeen different captains across the grades for various reasons. The pleasing fact is how easily we covered this problem and points to how fortunate we are to be able to draw on so many good leaders,
- Representative commitments put us under further pressure mid-season losing

eight players out of our top two grades for an extended period,

- We also had an unprecedented number of players taking time off for holidays/social events during the season. This further stretched our playing depth but gave opportunities to others!

As a club we are very fortunate to have the resources we have to help achieve our goals. These guys are all volunteers, are Manly through and through and match the passion that exists throughout the club.

From a coaching standpoint we’d like to thank Bobby Rollins, Roy Vumbaca, Dave Gardiner, Gavin Fletcher, Tim Cruickshank and Alan Mantle. Working with these guys is easy, they share our beliefs, love the club and all contributed to the coaching methods we used. We also know how much the players respect and appreciate the work they do to make the environment enjoyable.

Thank you also to Todd Harper, Michael Shephard, Will Harding and Doug McGrath for their help at training sessions and on match days.

A special shout out to our Chairman of Selectors, Chris Hynes for the hours and hours of work, phone calls, texts, emails and conversations he has during the season. A tough gig and one he does brilliantly!

To the committee, thank you for letting us do what we do. It’s a comfort to know we have your support no matter what.

Finally, a massive thanks to all the players who have been involved during the Bradstreet/Marks campaigns, we’ve had some fantastic successes and enjoyed every moment of it.

Shawn Bradstreet and Phil Marks
Head Coaches 2017/18

1st Grade Report

Competition	Position	Team	P	W2	W1	D	L1	L2	Wkts Lost	Runs For	Wkts Taken	Runs Agst	Points
2 Day	8 th	Manly-Warringah	15	0	8	1	6	0	107	3757	145	3816	51
1 Day	5 th	Manly-Warringah	5	0	3	0	2	0	32	946	43	946	20
T20	10 th	Manly-Warringah	4	0	1	0	3	0	27	643	25	732	6

Note: 1 Day stats are also included in the 2 day numbers

Season 2017/18 was a crazy rollercoaster ride that unfortunately finished as the season that ‘could have been’. We hit the ground running with a bonus point win in our first one dayer, setting the tone for a dominant run leading into the Big Bash period to see us sitting in top spot in both the 2-day and 1-day competitions. Unfortunately, we seemed to lose our way a little bit and with a few unavailabilities, we suddenly found ourselves struggling for form. Despite a short regain of a little bit of momentum post Christmas we finished up in 8th position and an agonisingly close 1 point out of the top 6.

Despite all the highs and lows, it was still a very enjoyable first season at the club and I would like to thank everyone involved at Manly and the broader community for welcoming my family and I in with open arms. I would like to thank all the senior players in the team for their ongoing support, in particular to my Vice Captain, Cameron Merchant, who led the side really well in my absence. Congratulations to Parramatta on their Premiership success in 1st Grade for this season.

The young talent coming through the grades as well as the amount of experienced cricketers we have really excites me for what the future holds and I cannot wait for season 2018/19 to roll around. As a group we learnt a tremendous amount about ourselves and each other, which I believe will put us in a good place leading into next season. I wish everyone a happy and relaxing break and hope everyone comes back ready to work leading into next season.

I would like to thank all of our parents on behalf of the players for their support throughout the season, in particular to the Merchants for the magnificent afternoon tea spreads that were laid out week after week. All of your love and support through thick and thin was greatly appreciated.

To Geoff, our tireless and dedicated scorer, I really appreciate all your help throughout the year and the support you provide the team goes a lot further than you can imagine.

To Winga and Skid, and the rest of the coaching staff, thank you for your support for not only our team but for the whole club. The results and success we achieved this season as a club could not have been achieved without the ongoing dedication and support that you provided. We are privileged to have your experience and wisdom at Manly.

Last but certainly not least, a big thank you has to go to our best mate and manager Michael ‘Juicey’ Shepheard. Juice it was an absolute privilege having you around the group. Without your kindness, support, dedication and wise words, our team wouldn’t be the same. You deserve the break as next season is going to be a big one!

Finally, a special congratulations must also go to the entire club, committee and coaching staff on the deserved success of the Club Championships, as well as to Adam Gummer and 4th grade, and Geoff Isaacs and 5th grade on their Premiership successes.

James Crosthwaite

James is comfortably one of the most talented batsmen I have come across. His clean ball striking ability often got us off to flying starts and put the opposition on the back foot. His 100 under the pump against Easts this season was a fine knock and an absolute pleasure to watch on a pitch that was doing plenty throughout the day. As one of the key senior players in the side, it was great utilising his insights and knowledgeable experience throughout the season to my benefit.

Ahillen Beadle

It was great to play alongside AB again this season. One of the best all-rounders in the game that I grew up trying to emulate through my junior cricket. He is one of those classy cricketers that you enjoy just sitting back and watching him go about his business with both bat and ball. Again, it was great to draw upon his wealth of experience and knowledge for the game throughout the season.

Adam Crosthwaite

As incoming captain it was great to be able to lean on Adam for help, advice and support before and during the season. His experience and knowledge for the game was incredibly helpful not only to me but to everyone in the team and club. He is extremely generous with his time and loves talking cricket. Batting at three and as our “rock” in the order, he often dug us out of trouble and set the innings up for the team to be able to bat around him and post a formidable total.

Jay Lenton

Jay is one of the happiest and kindest people I know. He really makes being in the team and on the field with him very enjoyable. He has a great care and passion for the game and all of his team and club mates. His ability to take the game away from the opposition in the short formats and also to bat long periods of time in the 2-day formats really showed why he is a classy cricketer and a vital member of our team. His glove work this season was outstanding and it was great to be able to lean on him for help as captain with his knowledge on angles and positioning from behind the stumps.

Jack Edwards

Having heard how talented Jack was and the potential he has as a cricketer, it was great to witness it this season first-hand. The cricketing world really is Jack’s oyster. He has the ability to not only reach the highest level, but dominate it as well. He has tremendous ability to be the all-rounder every cricket team longs for and we are fortunate enough to have him at our great club. What I wasn’t aware of his was his empathy for his team mates and passion for their success. He is a great team man and I look forward to playing a lot more cricket alongside him and watching his career blossom.

Cameron Merchant

My Vice Captain who steadied the ship in my absence. The character Nappa showed this season was a true testament to who he is as a person and the legend we all know him for. After not starting in the team and being dropped a few rounds in, Nappa took it in his stride and came back and scored one of the great 1st grade hundreds I have witnessed. Not only that, he saw playing 2nd grade as his opportunity to help and mentor the future first grade cricketers. Nappa is always looking out and caring for those around him and loves the success of his fellow club mates. It is no wonder that he is seen as one of the Club Legends and is an absolute pleasure to play alongside.

Ryan Farrell

Faz probably didn’t have the year he expected and in fact deserved. Batting at 7 or 8 is a really tough pill to swallow for a guy that has scored 1st grade hundreds batting at the top of the order. Nevertheless, he understood his role in the team and made sure when he got his opportunity to contribute with bat or ball he grabbed it with both hands. Watching him nearly bowl us to victory in the one-day quarterfinal was an absolute treat to watch. Faz is a great mate and his work ethic and desire to always improve is awesome to be around. I expect with more opportunity next season with both bat and ball we will see the full capability we all know he has to offer.

Taylor Beatty

Taylor was only with us until Christmas, and it certainly wasn’t long enough for my liking. He is a classy cricketer and with a bit more self-belief can become a genuine all-rounder. His consistency with the ball and clean striking with the bat proved pivotal in putting us in a strong position on the ladder going into Christmas. He is one of the great team men and I know we all miss having him around. He has bigger fish to fry however and I have full confidence that he will be very successful. Please come back soon TB!

Matt Alexander

Mattoes was only with us for half the season before we lost him to injury and he was sorely missed after Christmas. His ability to break open the game and clean up the tail was very useful to utilise in short bursts to gain the upper hand. I would love to see him take his batting more seriously as I believe he also has the ability to achieve and contribute more regularly

with the bat. I cannot wait to see him charging in next season.

Mickey Edwards

We were fortunate enough to have Mickey grace us with his presence at various stages throughout the season. Even with restrictions, he showed why he is a class above and has had his breakout season at the higher level. It won't be long until we see the 'cult hero' in the baggy green with ball in hand charging in with the golden locks in full flight. I just hope for our sake he is available again next season so we too can use him to strike fear into the opposition lineups.

Joey Graham

The stats may not say that Joey had his best year with the ball to date but I think personally this season was his most successful. The adversity he faced during the season and the way in which he took it all in his stride really showed the amazing human being he is. His constant drive to be better and learn more about himself and his cricket puts him in a good spot for the future. It was great to see him get a hat trick in the one dayers, and I think he too has a lot of potential with the bat to help ensure we bat even lower down the order. I was very impressed with the way he was able to reflect on his performance this season and put a plan in place for next season. I think we have only seen a glimpse of the potential he has to offer and I am excited to witness it from the other end.

Michael Visser

Mr Consistent was awesome this season. Viss knocked over arguably one of the best batters in the world this year twice in one game. One of the most underrated bowlers going around Sydney Grade Cricket but he doesn't let that bother him, in fact it probably motivates him to do well week in week out, which he more often than not does! Viss always wants the ball in his hands and wants to contribute to the team. He is a vital member of our fast bowling cartel and I really want him to continue to lead the youngsters in the years to come like he does so well already.

Joel Foster

Also new to the club this year, I was fully aware of Fos' potential and was impressed by the way he was willing to "earn his stripes" before coming into the 1st grade set up. Fos will admit that coming into the season he was probably underdone with the ball but his incredible work ethic and hunger for success came through and paid dividends in back end of the season as he became a regular member of our team. His spell of bowling against Bankstown where he took 8fa and cleaned up their batters was amazing to witness. He also had vital contributions with the bat and I know he wants to bat higher, and personally I think it's only a matter of time before he peels off his maiden 1st grade ton.

Ollie Davies

The talent that Ollie has and clean ball striking ability is incredible for someone his age. I can't believe how easy he makes it look when he strides to the middle. When most batters are struggling, Ollie finds a way to make it look like a piece of cake. It was great to see the way he learnt from getting a number of starts and getting out to peeling off an unreal 100 against St George at Hurstville oval. Like Jack, I don't think it'll be long until he too has his name up in lights and is dominating at the highest level. I am really looking forward to playing alongside him for many more years to come and following his career very closely.

Thanks to everyone at the club for making my first season at the club so enjoyable. I know it is not easy welcoming a new player into the 1st grade set up never mind a new captain, but I was made to feel right at home and I really appreciate the support that I was given.

Unfortunately due to ongoing cricket commitments I don't think it is fair that I continue to Captain with regular absences throughout the season, but I know that the team and the club are in safe hands under Jay Lenton. He is a fantastic leader and I will be there to support him and everyone else throughout the season. I cannot wait for season 2018/19 as I know we have only scratched the surface with the true potential this team has to offer.

Chris Green

1st Grade Batting Statistics

Position	Name	Matches	Inn	N/O	100s	50s	HS	Runs	Avg	Ct/St
1	Adam J Crosthwaite	20	20	1	2	5	133	761	40.05	12
2	James L Crosthwaite	19	19	0	2	3	141	759	39.95	14
3	Chris J Green	15	14	2	0	5	71	501	41.75	10
4	Cameron Merchant	19	15	2	2	1	112*	466	35.85	6
5	Jay S Lenton	18	16	1	1	2	113	408	27.20	14/3
6	Ahillen Beadle	15	15	1	0	2	63	365	26.07	7
7	Oliver Davies	9	8	2	1	0	119	292	48.67	4
8	Jack Edwards	12	11	2	0	2	71*	202	22.44	10
9	Ryan Farrell	16	14	2	0	0	39	197	16.42	9
10	Joel W Foster	8	6	1	0	1	64	110	22.00	2
11	Taylor Beatty	12	8	5	0	0	28	95	31.67	2
12	Matthew Alexander	10	8	3	0	0	37	87	17.40	0
13	Nick McLachlan	6	4	3	0	0	29	62	62.00	1
14	Jarrold Rawlings	1	1	0	0	0	31	31	31.00	0
15	Thomas J Kaye	3	2	1	0	0	8*	15	15.00	0
16	Joseph S Graham	9	6	4	0	0	6*	12	6.00	1
17	Michael Visser	15	5	3	0	0	7*	11	5.50	3
18	Stephen N O'Keefe	1	1	0	0	0	7	7	7.00	0
19	Jake Carden	7	3	1	0	0	4	6	3.00	4
20	Aiden Bariol	3	1	0	0	0	5	5	5.00	5/1
21	Mickey Edwards	5	1	0	0	0	1	1	1.00	2

Please Note: Above stats include 1st Grade T20 stats.



1st Grade Bowling Statistics

Position	Name	Matches	Overs	Mdns	Runs	Wkts	Avg	5 wkts	BB
1	Michael Visser	16	225	35	884	29	30.48	0	4 for 58
2	Chris J Green	15	181.1	42	594	26	22.85	2	7 for 64
3	Joel W Foster	9	105	10	483	22	21.95	1	8 for 23
4	Joseph S Graham	9	136	19	526	17	30.94	1	5 for 62
5	Taylor Beatty	12	78	17	301	16	18.81	0	3 for 27
6	Matthew Alexander	10	93	14	376	15	25.07	0	4 for 25
7	Ahillen Beadle	15	59.2	2	307	11	27.91	0	4 for 70
8	Ryan Farrell	16	49.1	1	245	8	30.63	1	5 for 32
9	Mickey Edwards	5	64	11	179	7	25.57	0	2 for 17
10	Jack Edwards	12	38	4	199	6	33.17	0	2 for 22
11	Thomas J Kaye	3	18	4	72	5	14.40	0	4 for 9
12	Jake Carden	11	58.3	8	262	4	65.50	0	1 for 30
13	Nick McLachlan	6	40	4	180	3	60.00	0	1 for 44
14	Oliver Davies	7	3	0	6	2	3.00	0	2 for 6
15	Stephen N O'Keefe	1	23	6	55	1	55.00	0	1 for 55
16	Adam J Crosthwaite	15	1	0	7	0	N/A	0	0 for 7
17	James L Crosthwaite	14	1	1	0	0	N/A	0	0 for 0
18	Cameron Merchant	14	1	1	0	0	N/A	0	0 for 0

Please Note: Above stats include 1st Grade T20 stats.



1st Grade Match results

RND	Dates	Score	Result	Score	Venue
1	23 rd Sep 17	Penrith 98 M Alexander 4/25, T Beatty 3/27, M Edwards 2/35	def by	Manly-Warringah 3/99 CJ Green 27*	Howell Oval
2	30 th Sep 17 7 th Oct 17	Manly-Warringah 8/306(dec) AJ Crosthwaite 133, M Alexander 37*, R Farrell 35, J Rawlings 31	def	Northern District 263 CJ Green 5/42, J Edwards 2/22	Manly Oval
3	14 th Oct 17 21 st Oct 17	Manly-Warringah 4/236(dec) CJ Green 69*, J Edwards 64*, A Beadle 63, JL Crosthwaite 28	def	North Sydney 233 CJ Green 7/64 and 3/109	Manly Oval
4	28 th Oct 17 4 th Nov 17	Eastern Suburbs 5/136 M Visser 4/58	drew	Manly-Warringah 283 JL Crosthwaite 103, C Merchant 102, T Beatty 28	Waverley Oval
5	11 th Nov 17 18 th Nov 17	Gordon 9/340 A Beadle 4/70, M Alexander 2/54, CJ Green 2/127	def	Manly-Warringah 8/339(dec) AJ Crosthwaite 112, CJ Green 71, JL Crosthwaite 41, C Merchant 36	Chatswood Oval
6	25 th Nov 17 2 nd Dec 17	Manly-Warringah 143 CJ Green 25	def by	Sutherland 201 T Beatty 3/39, M Alexander 3/42, M Visser 2/36, CJ Green 2/48 and 3/123 M Visser 2/24	Manly Oval
7	9 th Dec 17	Manly-Warringah 8/228 JS Lenton 63, CJ Green 59, JL Crosthwaite 43	def by	Randwick Petersham 8/243 T Beatty 2/33, M Alexander 2/37, CJ Green 2/55	Manly Oval
8	16 th Dec 17	Campbelltown-Camden 5/177 M Alexander 2/32	def	Manly-Warringah 176 JL Crosthwaite 37, C Merchant 34, R Farrell 30	Raby 1
9	6 th Jan 18	Manly-Warringah 8/255 JS Lenton 64, AJ Crosthwaite 58, O Davies 44, A Beadle 41	def	Western Suburbs 241 JS Graham 4/54 (inc hat-trick), JW Foster 2/31, M Visser 2/38	Manly Oval
10	13 th Jan 18 14 th Jan 18	Manly-Warringah 7/322(dec) C Merchant 112*, JW Foster 64, JL Crosthwaite 61, O Davies 34, A Beadle 25	def	UNSW 191 JS Graham 5/62, M Visser 3/47, JW Foster 2/28	Manly Oval
11	20 th Jan 18 27 th Jan 18	Blacktown 146 TJ Kaye 4/9, M Visser 3/70, M Edwards 2/21 and 7/294 JW Foster 2/64, M Visser 2/71	def by	Manly-Warringah 2/224(dec) JL Crosthwaite 141, AJ Crosthwaite 69*	Joe McAleer Oval
12	3 rd Feb 18 4 th Feb 18	Bankstown 145 JW Foster 8/23, M Edwards 2/17 and 1/63	def by	Manly-Warringah 8/334(dec) JS Lenton 113, CJ Green 60, AJ Crosthwaite 51, A Beadle 45, JL Crosthwaite 25	Bankstown Memorial Oval

RND	Dates	Score	Result	Score	Venue
13	10 th Feb 18 17 th Feb 18	Manly-Warringah 9/303(dec) A Beadle 60, JL Crosthwaite 46, JS Lenton 45, CJ Green 45, JW Foster 42*, N McLachlan 29	def by	Parramatta 7/304 A Beadle 2/34, M Visser 2/70	Manly Oval
14	24 th Feb 18 3 rd Mar 18	St George 7/322 JS Graham 3/89, M Visser 2/78	def	Manly-Warringah 9/321(dec) O Davies 119, JL Crosthwaite 61, C Merchant 57, JS Lenton 26	Hurstville Oval
15	10 th Mar 18	Manly-Warringah 3/188 JL Crosthwaite 72, AJ Crosthwaite 48, O Davies 44*	def	Mosman 187 M Visser 3/27, JW Foster 3/42, O Davies 2/6	Manly Oval



1st Grade Career of Current Players

Player	I	NO	100s	50s	HS	Runs	Ave	Ct/St	O	M	R	W	Ave	SWI	BB
Matthew Alexander	16	4	0	0	43	177	14.75	8	278.0	31	1214	53	22.91	0	4 for 25
Javed Badyari	6	1	0	0	30	61	12.20	0	13.0	0	86	0	N/A	0	0 for 22
Aiden Bariol	1	0	0	0	5	5	5.00	5/1	0	0	0	0	N/A	0	N/A
Ahillen Beadle	110	17	5	21	157	3584	38.54	32	999.0	156	3679	162	22.71	3	5 for 11
Taylor Beatty	24	9	0	1	58	317	21.13	14	241.2	35	1042	36	28.94	0	4 for 67
Jake Carden	7	1	0	0	24	47	7.83	4	140.4	26	530	11	48.18	0	3 for 42
Adam Crosthwaite	171	10	15	39	201*	6680	41.49	175/13	3.3	0	20	0	N/A	0	0 for 3
James Crosthwaite	53	1	7	8	195*	2195	42.21	28/4	2.0	1	2	1	2.00	0	1 for 2
Oliver Davies	8	2	1	0	119	292	48.67	4	3.0	0	6	2	3.00	0	2 for 6
Luke Edgell	97	17	0	6	82*	1704	21.30	21	263.2	43	1166	45	25.91	0	4 for 43
Jack Edwards	17	3	0	2	71*	250	17.86	13	85.4	9	428	8	53.50	0	2 for 22
Mickey Edwards	21	8	0	0	6*	36	2.77	9	501.3	90	1646	69	23.86	0	4 for 25
Ryan Farrell	39	8	1	1	105	750	24.19	19	183.1	15	853	21	40.62	1	5 for 32
Joel Foster	6	1	0	1	64	110	22.00	2	105.0	10	483	22	21.95	1	8 for 23
Sam Gainsford	7	3	0	0	12*	42	10.50	7	9.0	0	74	1	74.00	0	1 for 18
Joseph Graham	10	7	0	0	6*	19	6.33	3	298.3	41	1202	44	27.32	3	7 for 148
Chris Green	14	2	0	5	71	501	41.75	10	181.1	42	594	26	22.85	2	7 for 64
Geoff Isaacs	4	0	0	0	41	64	16.00	2	0	0	0	0	N/A	0	N/A
Jay Lenton	73	17	7	13	125	2515	44.91	89/15	0	0	0	0	N/A	0	N/A
Thomas Kaye	2	1	0	0	8*	15	15.00	0	18.0	4	72	5	14.40	0	4 for 9
Dylan Marshall	3	3	0	0	8	9	N/A	2	44.0	2	208	2	104.00	0	2 for 47
Nick McLachlan	49	21	0	0	32	435	15.54	16	1,017.4	165	3767	169	22.29	7	7 for 37
Cameron Merchant	183	28	13	26	146	5459	35.22	57	43.4	2	238	8	29.75	0	2 for 47
Stephen O'Keefe	40	9	2	5	158	1103	35.58	17	591.2	140	1590	86	18.49	1	9 for 54
Jarrold Rawlings	19	1	2	1	154	603	33.50	7	0	0	0	0	N/A	0	N/A
Jack Ritchie	135	15	4	14	128	3104	25.87	49	286.4	24	1514	66	22.94	0	4 for 17
Ross Trewartha	53	9	1	6	108*	1265	28.75	21	0	0	0	0	N/A	0	N/A
Zach Trewartha	2	1	0	0	5	5	5.00	0	0	0	0	0	N/A	0	N/A
Michael Visser	18	8	0	0	11	39	3.90	8	642.2	116	2474	85	29.11	3	5 for 31
Sam Webber	2	1	0	1	50	61	61.00	3/1	0	0	0	0	N/A	0	N/A
Logan Weston	8	0	0	0	19	105	13.13	6	8.0	0	47	0	N/A	0	0 for 10
Matty White	6	2	0	0	19	44	11.00	8	182.3	14	903	29	31.14	0	4 for 47

Note: 2-day, 1-day and T20 stats for all years are included in above 1st grade numbers. SCA determined that T20 stats should be included as official 1st grade stats for all years and updated retrospectively. In previous Annual Reports only some T20 years were included in 1st grade stats.

2nd Grade Report

Position	Team	P	WO	W1	D	L1	LO	Wkts Lost	Runs For	Wkts Taken	Runs Agst	Points
3 rd	Manly-Warringah	15	3	6	1	5	0	128	3863	158	3024	67

Second grade this year was a very successful year finishing runners up in the Grand Final to Northern Districts.

The season was a real fight from us as a side. We were 14th at Christmas and we knew we needed to change what we were doing to stay in the competition, which is what we did, winning 8 games in a row to book a spot in the Grand Final. We had many people stand up throughout the season and we gelled really well as a side.

It was the passion, competitiveness, hunger and mostly enjoyment that led to all of our success this year. It was just such a great side to captain but more importantly, to be a part of. We were always laughing and having a joke, but when it was time to switch on, we as a side were able to become fully focused on the task at hand.

It was great to have so many experienced players in our team with the likes of Nick McLachlan, Andrew Jamieson, Andrew Hicks, Logan Weston and Jack Ritchie.

Tom Kaye

Tom showed his maturity and experience in 2s with bat and ball. Tom was someone I always had the belief in when times were tough. Tom had a taste of 1st grade this season, which was thoroughly deserved and hopefully this continues next season. Most importantly, Tom is a great team man.

Logan Weston

What a year! A tough start at the beginning but had an amazing finish to the year nearly breaking a record and becoming the 2nd highest run scorer ever in a 2nd grade season. A large part of our success was due to Logan and hopefully he gets the opportunity to dominate in 1st grade next season. Another great team player and a great person to captain.

Jack Ritchie

After taking over the captaincy from Jack he immediately had a different approach to cricket in general which was great to observe as you saw a great player enjoying his cricket again. Jack was very helpful with me when I took over and was always there when I needed him, which was greatly appreciated. His cricket also went to another level getting us off to some great starts throughout the back end of the season.

Andrew Jamieson

Jamo like always was one of those players who would always stand up and lift the side. Whether it was with the ball in his hand or in the field he was there firing the team up which then lifted all of us. Jamo had a great year taking out the 2nd grade bowling award. Thanks for all your support mate both on and off the field.

Jake Carden

Jake showed his first grade experience when coming down and playing 2nd grade. He was always thinking about his plans and communicating with me about ways to get a breakthrough and a lot of the time he was the man to get that breakthrough. He was great with both bat and ball and had the confidence within himself this year, which was awesome to see as he is a very exciting player.

Nick McLachlan

Nick this year like the previous year showed his class and experience. Always willing to take responsibility for our bowling group and always wanting to be handed the ball when times got tough. Nick constantly got early wickets which would give us momentum early in the innings. Also a great team player and always wanting to give advice to the younger players and bowling unit.

Aiden Bariol

Baz showed his confidence this year being his second year in 2nd grade. He was great behind the stumps and even better with the bat putting some great scores together throughout the season. Baz relished the opportunity to bat up the order which saw him contribute many important innings. He was very vocal which the group needed and a great team player.

Ash Virdi

Ashy proved this year why he is everyone's favourite cricketer. The excitement he brings to the game with his batting, bowling and fielding is unreal. Ashy was very deserving of his award this year as most improved and showed everyone what exactly he's capable of. Hopefully he pushes for 1st grade next season.

Jarrold Rawlings

Jarrold had a mixed season this year compared to previous years. Jarrold is always up for a challenge but missing some games this year made it hard to establish himself in the side.

Andrew Hicks

A new player to the club, Hicksy fitted in like a glove. Coming into the team at the back end of the season, he played an important role for us, taking big wickets are crucial moments and always standing up in the big moments. The enthusiasm and energy that Hicksy brings in the field is also invaluable. It was great to have Hicksy a part of the side this year.

Joel Foster

Joel came to the club this year with a big reputation that he thoroughly lived up to – playing the first half of the year in 2nd grade before moving up to 1st grade where he won the bowling award. He had a great year and was great to be with on and off the field. His skill level is matched by his commitment and a tireless work ethic that helps him be the best cricketer he can be.

Joseph Graham

Joey like the previous year started in 2nd grade and then with success was promoted to 1st grade where he continued to succeed. Joey was great to have in this side as he never gives up and fights to the end and proved he is capable of being a great first grader.

Ollie Davies

I've played a lot of cricket with Ollie in the past and he continually keeps rising above the challenges he's set. Ollie showed his talent this year, scoring a hundred in all grades he played (1st, 2nd, PGs). I, along with everyone else, look forward to watching Ollie develop in the future.

I would also like to thank Josh Wigney, Ryan Bishop-Perrett, Matt White, Jacob O'Sullivan, Will Akhurst, Ben Watts and Billy D'Arcy for being a part of the 2nd grade squad throughout the year and contributing to what was great year for 2nd grade.

We were fortunate this year to be supported by so many great people. Thank you to Roy Vumbaca who spent a lot of time with us this year which was great and also Shawn Bradstreet towards the end of the season. A big shout out to the great 2nd grade manager, Will Harding, who provides some of the world's greatest banter and always puts a smile on our faces. Thank you for everything you do for us, we all greatly appreciate it.

I would also like to give a huge thank you to Gordon Currie for everything he did for us in 2nd grade this year. I was fortunate to work with Gordon a lot this year from PGs to 2s and he is such a great man. His assistance with the many little things like captain's reports makes life easier for me, so thank you so much Gordon.

I would like to thank all the parents and friends for the constant support throughout the season. Also a huge thank you to the coaching staff and committee in making this such a great club.

Lastly, congratulations to Northern Districts on a very well deserved premiership. The Grand Final was a hard-fought three days but ultimately the best team won and the game was played in great spirit.

Sam Gainsford

2nd Grade Batting Statistics

Position	Name	Matches	Inn	N/O	100s	50s	HS	Runs	Avg	Ct/St
1	Logan Weston	16	17	0	3	3	206	799	47.00	13
2	Thomas J Kaye	17	16	2	2	0	102*	510	36.43	6
3	Jack Ritchie	18	20	2	0	3	82	472	26.22	11
4	Aiden Bariol	15	15	3	0	4	84	442	36.83	33/2
5	Oliver Davies	6	6	0	1	1	167	344	57.33	1
6	Arshdeep Virdi	10	10	4	0	4	79*	338	56.33	8
7	Jake Carden	12	12	4	0	1	64	270	33.75	5
8	Jarrold Rawlings	12	12	0	0	1	62	267	22.25	10
9	Ryan Farrell	4	4	1	1	1	147	241	80.33	4
10	Sam Gainsford	15	13	0	0	1	90	229	17.62	5
11	Nick McLachlan	13	10	2	0	0	27*	101	12.63	2
12	Joseph S Graham	8	7	2	0	0	35*	94	18.80	4
13	Joel W Foster	6	6	1	0	0	44*	63	12.60	1
14	Sam Webber	4	4	0	0	0	22	47	11.75	4/1
15	Cameron Merchant	1	1	0	0	0	45	45	45.00	0
16	Bill M D'Arcy	3	5	0	0	0	16	36	7.20	1
17	Andrew Jamieson	9	7	3	0	0	24*	28	7.00	2
18	Andrew M Hicks	6	3	0	0	0	27	28	9.33	3
19	Ahllen Beadle	1	1	0	0	0	24	24	24.00	1
20	William Akhurst	3	3	1	0	0	11*	11	5.50	0
21	Ryan Bishop-Perrett	5	3	0	0	0	6	11	3.67	0
22	Jordan Daly	2	1	0	0	0	8	8	8.00	0
23	Jacob O'Sullivan	1	2	1	0	0	6*	8	8.00	1
24	Michael Visser	2	1	0	0	0	6	6	6.00	2
25	Joshua Wigney	8	5	2	0	0	2*	3	1.00	0
26	Ben Watts	2	1	0	0	0	3	3	3.00	0
27	Matty White	5	2	1	0	0	1*	1	1.00	1



2nd Grade Bowling Statistics

Position	Name	Matches	Overs	Mdns	Runs	Wkts	Avg	5 WI	BB
1	Andrew Jamieson	9	87.3	24	248	25	9.92	1	5 for 20
2	Jake Carden	12	121.3	38	291	24	12.13	0	4 for 19
3	Nick McLachlan	13	157.1	19	618	24	25.75	1	5 for 20
4	Thomas J Kaye	17	122.3	36	325	21	15.48	0	4 for 24
5	Joel W Foster	6	67.3	6	279	16	17.44	1	5 for 61
6	Ryan Farrell	4	52.1	6	168	11	15.27	1	5 for 35
7	Joseph S Graham	8	119.4	36	345	11	31.36	0	4 for 45
8	Andrew M Hicks	6	50.1	12	137	10	13.70	0	3 for 14
9	Ryan Bishop-Perrett	5	40	5	171	8	21.38	0	3 for 29
10	Sam Gainsford	15	81	16	222	6	37.00	0	2 for 8
11	Matty White	5	53	11	179	5	35.80	0	3 for 41
12	Joshua Wigney	8	45.1	3	190	5	38.00	0	1 for 10
13	Arshdeep Viridi	10	10.4	1	41	3	13.67	0	2 for 24
14	Michael Visser	2	24	7	78	3	26.00	0	2 for 39
15	Jack Ritchie	18	13.2	1	57	2	28.50	0	1 for 20
16	Ben Watts	2	21	3	69	2	34.50	0	2 for 48
17	Oliver Davies	6	1	0	5	0	N/A	0	0 for 5
18	Ahillen Beadle	1	1	0	6	0	N/A	0	0 for 6
19	Logan Weston	16	3	0	14	0	N/A	0	0 for 1



2nd Grade Match Results

RND	Dates	Score	Result	Score	Venue
1	23 rd Sep 17	Manly-Warringah 149 O Davies 36, J Rawlings 26	def by	Penrith 7/188 TJ Kaye 3/17	LM Graham Reserve
2	30 th Sep 17 7 th Oct 17	Northern District 7/185(dec) J Carden 2/10, N McLachlan 2/59	def	Manly-Warringah 116 and 3/150 A Bariol 53*, J Ritchie 41*, O Davies 33	Mark Taylor Oval
3	14 th Oct 17 21 st Oct 17	North Sydney 212 JW Foster 3/35, J Carden 2/30, M Visser 2/39, B Watts 2/48	def by	Manly-Warringah 8/322(dec) C Merchant 45, J Ritchie 44, JW Foster 44*, A Bariol 40, TJ Kaye 38, J Rawlings 31, N McLachlan 27*, O Davies 25	Bon Andrews Oval
4	28 th Oct 17 4 th Nov 17	Manly-Warringah 302 L Weston 86, O Davies 61, J Rawlings 45, TJ Kaye 39	drew	Eastern Suburbs 5/120 JW Foster 3/55, J Carden 2/19	Manly Oval
5	11 th Nov 17 18 th Nov 17	Manly-Warringah 321 O Davies 167, A Bariol 52, J Carden 27*	def	Gordon 57 N McLachlan 5/20, JW Foster 4/28 and 253 JW Foster 5/61, J Carden 2/28	Manly Oval
6	25 th Nov 17 2 nd Dec 17	Sutherland 231 JS Graham 4/45, TJ Kaye 2/42	def by	Manly-Warringah 7/272 TJ Kaye 100*, A Bariol 53, S Gainsford 38	Glenn McGrath Oval
7	9 th Dec 17	Randwick Petersham 2/197	def	Manly-Warringah 194 L Weston 43, JS Graham 35*, TJ Kaye 32	Petersham Oval
8	16 th Dec 17	Manly-Warringah 159 L Weston 63, TJ Kaye 43	def by	Campbelltown-Camden 9/160 TJ Kaye 4/29, R Bishop-Perrett 3/29	Manly Oval
9	6 th Jan 18	Western Suburbs 127 A Jamieson 3/15, R Bishop-Perrett 3/60	def	Manly-Warringah 80	Pratten Park
10	13 th Jan 18	UNSW 8/216 TJ Kaye 4/24, S Gainsford 2/31	def by	Manly-Warringah 5/250 J Ritchie 78*, L Weston 42, TJ Kaye 31, J Rawlings 28	David Phillips South
11	20 th Jan 18 27 th Jan 18	Manly-Warringah 9/124(dec) J Carden 64 and 7/117 A Virdi 47, J Carden 26	def	Blacktown 59 A Jamieson 4/12, N McLachlan 2/14, J Carden 2/16 and 181 A Jamieson 4/33, J Carden 2/33, N McLachlan 2/43	Manly Oval
12	3 rd Feb 18	Manly-Warringah 2/307 L Weston 100, R Farrell 82*, J Ritchie 57, A Virdi 52*	def	Bankstown 201 N McLachlan 3/32, M White 3/41, R Farrell 2/33, A Jamieson 2/37	Manly Oval
13	10 th Feb 18 17 th Feb 18	Parramatta 188 A Jamieson 3/24, JS Graham 3/58, R Farrell 2/35	def by	Manly-Warringah 9/312(dec) A Bariol 84, J Ritchie 82, A Virdi 79*	Old Kings Oval

RND	Dates	Score	Result	Score	Venue
14	24 th Feb 18 3 rd Mar 18	Manly-Warringah 4/388(dec) L Weston 206, TJ Kaye 102*, A Bariol 41*	def	St George 51 A Jamieson 5/20, AM Hicks 3/14 and 175 AM Hicks 3/15, A Virdi 2/24, R Farrell 2/61	Manly Oval
15	10 th Mar 18	Mosman 223 R Farrell 5/35	def by	Manly-Warringah 4/300 R Farrell 147, J Rawlings 62, TJ Kaye 35, J Ritchie 27	Allan Border Oval
QF	17 th Mar 18 18 th Mar 18	Manly-Warringah 308 L Weston 102, A Virdi 50, S Gainsford 31, AM Hicks 27	def	Mosman 69 N McLachlan 4/14, J Carden 4/19	Manly Oval
SF	24 th Mar 18 25 th Mar 18	Hawkesbury 139 J Carden 3/11, S Gainsford 2/8, AM Hicks 2/26, A Jamieson 2/27	def by	Manly-Warringah 194 L Weston 52, A Virdi 31, J Carden 26*	Owen Earle Oval
GF	31 st Mar 18 1 st Apr 18 2 nd Apr 18	Northern District 5/258 J Carden 3/47	def	Manly-Warringah 256 S Gainsford 90, A Virdi 53, JS Graham 30, A Bariol 28	Mark Taylor Oval



3rd Grade Report

Position	Team	P	WO	W1	D	L1	LO	Wkts Lost	Runs For	Wkts Taken	Runs Agst	Points
8 th	Manly-Warringah	15	0	8	2	5	0	127	2918	140	2472	51

It was yet another thrilling season of cricket for the mighty 3rd grade team, who finished in a modest 8th position; with the title being swept away by a very deserving Sydney University outfit.

This season was my first as a senior captain at the club, since my junior days, and I couldn't have asked for a more enjoyable experience, packed full of learning and lifelong friendships. At the very beginning of the season, we sat down as a unit and discussed what we hoped to get out of the season. Of that conversation, the following two salient points emerged. First and foremost, we were to win the comp and do justice to the overwhelming talent of the group. Sadly, as the season unfolded, we were to miss out, only marginally, on the opportunity of playing finals cricket and thus fell agonisingly short of our team objective. But the biggest disappointment was not that of results, but rather the missed opportunity of extending our season to continue playing & enjoying each other's company.

No, we hadn't won the comp as initially hoped for, but we definitely came away with an achievement just as grand; our second team goal had encapsulated mantras of playing the game in the right spirit, to have fun, and to both respect and be respected by other teams. I believe our efforts were unsurpassed in achieving these goals. Visions of sharing beers in the change rooms of our opposition after many a game for me highlight the character of our team.

But the greatest success of our season was undoubtedly the bonds of friendship that flourished from start to end. Aided by some unique 'cricket trainings' at secluded beaches & a powerful evening dedicated to mental health and opening up, saw the boys come together on a level that could not be planned for. Needless to say, not only has this season planted seeds for future successes on the cricket field, but more importantly, lifelong friendships that make the game that much better.

I would like to take the opportunity to thank a few special people who have made our season such a memorable one. Firstly, thank you to Ted Lindsay for not only being our amazing scorer, but also for the support and positivity you brought to our sheds. A huge thank you to Wrighty, our 3rd grade manager who to me, epitomises what our club is all about – loyalty, respect and love. We are all very grateful of your efforts year in year out which certainly don't go unnoticed.

A huge thank you also goes to our incredible coaching pair in Wing & Skid whose efforts in my opinion have shaped the successes we as a club have celebrated over the years – their help both in terms of skill development, character building and strategizing are invaluable. Finally, I would like to thank all the wonderful members and volunteers of our committee; it's the Hynesys & Dollars, Lozzas & Roys among many others, that make our club as great as it is.

Andrew Jamieson

It was a blessing to have Jammo in the side for the first half of the season, whose leadership and strike bowling were invaluable to the team. Jammo is also one of the best blokes to play with.

Andrew Hicks

Hicksy was the find of the season, having come across from St George to bolster the Manly boys. Like Jammo, Hicksy not only brought a great deal of talent and experience to the side, but also strong leadership. Fun fact – Hicksy has represented both England as an elite gymnast and has represented Papua New Guinea in cricket!

Ben Watts

Despite only playing a few games due to travel and unfortunately a finger injury that ended his season, young Benny "sparky" Watts left a tremendous mark on the early part of our campaign, spinning two crucial 5'fas. With such control and accuracy, Benny

has incredible potential to continue causing havoc for batsman in higher grades. Ben was also the most consistently fined player for his 'skater' bowl cut.

Isaiah Vumbaca

Izzy is a free spirit on the field and was our wildcard this season; he is the type of player that can win you the game either with bat or ball or even in the field. As Izzy matures and continues to enjoy his cricket, he will make a fine leader at the club.

Sam Hole

Sammy was one of the key players within the 3rd grade unit this season and played the most amount of games for us. Despite some important knocks including several half centuries and the positivity he always brought to opening the batting, Sam, by his own admission, had a quieter season with the bat. That being said, the leadership and banter he brought to our sheds made it one of our most enjoyable seasons together.

Sam Webber

It was an absolute joy playing with Swebs this season, whose impeccable glove work and consistent batting efforts saw us to a solid finish to the season. Though quiet in nature, Sam demonstrates strong leadership through his actions and leading by example. Interesting to note, Sam was also the most well groomed player in the side.

Billy D'Arcy

One of the big reasons why our season was so enjoyable was having Billy D in the side. Not only does he never fail to put a smile on your face, he also showed great leadership, constantly supporting the younger boys in the team. Despite some great knocks and showing his class with some magnificent stroke play, by his own admission Billy had a quieter season with the bat than others. Nonetheless, the cheeriness of his character coupled with his cricketing skills was invaluable.

Jordan Daly

Despite being away for most of the season, Jordy had an incredible impact, scoring two big hundreds and a few half centuries, thus earning himself the team batting award. Not only a weapon batsman, Jordy is a gazelle in the field and has a great cricket mind. I thoroughly enjoyed playing with Jordy.

Jacob O'Sullivan

Sully had a fantastic season and is an upcoming star batsman and athletic fieldsman. I believe the only thing that held Sully back from posting some huge scores this season was self-confidence. With more experience at higher levels, Sully will no doubt be a force to be reckoned with. It was also great to see Sully come out of his shell and match Billy with some A-grade banter!

Josh Wigney

Wiggaz had an outstanding season as our strike bowler, taking many a crucial wicket and always looking threatening. He deservedly won our team bowling award. I was very excited to see Wiggaz take his cricket to another level this season with great control and pace. His attitude towards training and teamwork is the best that I have seen, and will no doubt see him to some great successes in higher grades.

Ryan Bishop-Perrett

For someone as quiet as Ryan, his performances this year were very loud and pronounced! He was our workhorse bowler who never let me down, and always bowled with positivity that on many occasions, won us crucial games. RBP without doubt had the best rig in the team, and arguably in the club!

Unfortunately, due to work commitments I will not be able to continue on as captain next season, but I feel very reassured that within our playing group there is a wealth of leadership to see us to another successful season.

Javed Badyari

3rd Grade Batting Statistics

Position	Name	Matches	Inn	N/O	100s	50s	HS	Runs	Avg	Ct/St
1	Sam Webber	12	11	3	1	2	100*	367	45.88	4/1
2	Jordan Daly	8	6	0	2	0	105	309	51.50	0
3	Samuel Hole	14	14	0	0	1	64	263	18.79	1
4	Jacob O'Sullivan	9	9	1	0	1	52	172	21.50	0
5	Bill M D'Arcy	11	10	0	0	1	50	162	16.20	0
6	Arshdeep Virdi	4	4	0	0	1	75	145	36.25	0
7	Isaiah Vumbaca	7	6	1	0	0	39	121	24.20	1
8	William Akhurst	6	5	0	0	1	61	112	22.40	0
9	Jack Pickering	3	3	0	0	1	75	111	37.00	0
10	Jarrold Walter	3	3	0	0	1	60	103	34.33	0
11	Javed Badyari	10	8	3	0	0	40*	100	20.00	0
12	Sam Gainsford	1	1	0	0	1	83	83	83.00	0
13	Andrew M Hicks	8	8	1	0	0	42	82	11.71	0
14	Matthew Brewster	4	4	1	0	0	33	70	23.33	5
15	Andrew Jamieson	6	5	0	0	0	40	67	13.40	0
16	William S Wolter	4	4	0	0	1	52	60	15.00	0
17	Ryan Bishop-Perrett	10	7	3	0	0	19*	57	14.25	1
18	Jacob D Graham	4	2	0	0	0	28	47	23.50	1
19	Jarrold Rawlings	2	2	0	0	0	40	43	21.50	0
20	Brad Wilson	6	6	0	0	0	21	39	6.50	1
21	Alexander Bain	2	2	0	0	0	39	39	19.50	0
22	Zach Trewartha	1	1	0	0	0	38	38	38.00	0
23	Dominic Wheeler	3	3	0	0	0	13	23	7.67	0
24	Ben Watts	6	5	2	0	0	16	21	7.00	0
25	Glyn Archer	2	2	1	0	0	19*	20	20.00	0
26	Luke Edgell	1	1	0	0	0	18	18	18.00	0
27	Matthew Alexander	1	1	1	0	0	14*	14	N/A	0
28	Sam Alexander	2	2	1	0	0	7	11	11.00	0
29	Matty White	2	1	1	0	0	10*	10	N/A	0
30	James Crombie	6	5	0	0	0	4	6	1.20	0
31	Joshua Wigney	7	6	2	0	0	4*	6	1.50	0
32	Nick Cohen	2	2	0	0	0	2	2	1.00	0



3rd Grade Bowling Statistics

Position	Name	Matches	Overs	Mdns	Runs	Wkts	Avg	5 WI	BB
1	Ryan Bishop-Perrett	10	134.5	35	346	17	20.35	1	5 for 56
2	Joshua Wigney	7	85	16	176	16	11.00	1	5 for 24
3	Ben Watts	6	66	12	189	14	13.50	1	6 for 96
4	Andrew Jamieson	6	71	12	216	11	19.64	1	6 for 52
5	Javed Badyari	10	46.2	7	163	10	16.30	0	2 for 14
6	Jacob D Graham	4	21.4	6	78	7	11.14	1	5 for 30
7	Isaiah Vumbaca	7	86	12	281	7	40.14	0	4 for 51
8	Brad Wilson	6	46	9	122	6	20.33	0	3 for 18
9	Andrew M Hicks	8	66.1	8	235	6	39.17	0	2 for 31
10	Alexander Bain	2	16.1	3	43	5	8.60	0	3 for 25
11	Jacob O'Sullivan	9	19	3	73	5	14.60	0	2 for 19
12	James Crombie	6	23	7	95	5	19.00	0	4 for 27
13	Sam Gainsford	1	21	7	38	4	9.50	0	4 for 38
14	Samuel Hole	14	13.5	0	49	4	12.25	0	3 for 36
15	Michael Counsell	1	19	7	33	3	11.00	0	2 for 16
16	Glyn Archer	2	18	3	49	3	16.33	0	2 for 16
17	Sam Alexander	2	23	4	63	3	21.00	0	3 for 24
18	Luke Edgell	1	6	1	17	2	8.50	0	2 for 17
19	Matty White	2	16	5	48	2	24.00	0	2 for 12
20	Ben Falconer	1	8	2	16	1	16.00	0	1 for 16
21	Arshdeep Virdi	4	9	1	41	1	41.00	0	1 for 24
22	William Akhurst	6	1	1	0	0	N/A	0	0 for 0
23	Zach Trewartha	1	2	0	4	0	N/A	0	0 for 4
24	Thomas J Kaye	1	4	0	29	0	N/A	0	0 for 29



3rd Grade Match Results

RND	Dates	Score	Result	Score	Venue
1	23 rd Sep 17	Penrith 164 R Bishop-Perrett 3/20, J Badyari 2/15, J Wigney 2/32, A Jamieson 2/38	def	Manly-Warringah 122 S Webber 49*	Bill Ball Oval
2	30 th Sep 17 7 th Oct 17	Manly-Warringah 166 A Virdi 45, J Daly 41	def by	Northern District 9/256(dec) B Watts 6/96, R Bishop-Perrett 2/45	LM Graham Reserve
3	14 th Oct 17 21 st Oct 17	Manly-Warringah 257 S Gainsford 83, WS Wolter 52, S Hole 40, S Webber 39	def	North Sydney 196 S Gainsford 4/38, J Badyari 2/14	LM Graham Reserve
4	28 th Oct 17 4 th Nov 17	Eastern Suburbs 107 A Jamieson 6/52, B Watts 2/6	def by	Manly-Warringah 6/260(dec) J Daly 102, BM D'Arcy 50, S Hole 45, J Badyari 40*	Trumper Park
5	11 th Nov 17 18 th Nov 17	Gordon 156 R Bishop-Perrett 5/56, J Wigney 2/19, A Jamieson 2/44	def by	Manly-Warringah 206 J Daly 105, A Jamieson 40, W Akhurst 33	Killara Oval
6	25 th Nov 17 2 nd Dec 17	Manly-Warringah 176 W Akhurst 61, J Walter 31, J O'Sullivan 31	drew	Sutherland 5/106 B Watts 2/16, B Wilson 2/20	LM Graham Reserve
7	9 th Dec 17	Manly-Warringah 144 J O'Sullivan 52, JD Graham 28	def by	Randwick Petersham 6/145 B Watts 3/19, AM Hicks 2/31	LM Graham Reserve
8	16 th Dec 17	Campbelltown-Camden 103 B Wilson 3/18, S Alexander 3/24, M White 2/12	def by	Manly-Warringah 9/245 A Virdi 75, J Walter 60, M Brewster 25	Raby 2
9	6 th Jan 18	Manly-Warringah 138 S Webber 57, I Vumbaca 26*	def by	Western Suburbs 9/163 A Bain 3/25, G Archer 2/16, L Edgell 2/17, AM Hicks 2/39	LM Graham Reserve
10	13 th Jan 18	Manly-Warringah 163 A Bain 39, J O'Sullivan 27	def	UNSW 134 J Crombie 4/27, A Bain 2/18, J O'Sullivan 2/19	LM Graham Reserve
11	20 th Jan 18 27 th Jan 18	Blacktown 127 J Wigney 5/24, I Vumbaca 4/51 and 2/57	def by	Manly-Warringah 9/268(dec) J Pickering 75, S Hole 64, Z Trewartha 38, M Brewster 33	Jim Hanshaw Oval
12	3 rd Feb 18	Bankstown 185 S Hole 3/36, J Wigney 2/13, R Bishop-Perrett 2/32	def	Manly-Warringah 8/179 BM D'Arcy 45, J Pickering 34, J O'Sullivan 29	Jensen Park

RND	Dates	Score	Result	Score	Venue
13	10 th Feb 18 17 th Feb 18	Manly-Warringah 8/238(dec) AM Hicks 42, J Rawlings 40, I Vumbaca 39, S Hole 35, S Webber 32	drew	Parramatta 7/196 J Wigney 4/43, J Badyari 2/21	LM Graham Reserve
14	24 th Feb 18 3 rd Mar 18	St George 119 JD Graham 2/12, J Badyari 2/19, I Vumbaca 2/21 and 2/56 M Counsell 2/16	def by	Manly-Warringah 2/122(dec) S Webber 57* BM D'Arcy 33	Olds Park
15	10 th Mar 18	Manly-Warringah 5/234 S Webber 100*, J Daly 44, I Vumbaca 28	def	Mosman 202 JD Graham 5/30, R Bishop- Perrett 2/37, J O'Sullivan 2/41	LM Graham Reserve



4th Grade Report

Position	Team	P	WO	W1	D	L1	LO	Wkts Lost	Runs For	Wkts Taken	Runs Agst	Points
1 st	Manly-Warringah	15	3	9	0	3	0	115	2728	166	2457	84

It was always going to be an interesting season for the Mighty 4s. It was my first year as captain, and we had a wealth of talent and experience coming through the lower grades.

After a strong start to the season, our 4th grade side remained in the top 3 for the duration of the campaign. Our bowlers lead from the front all year, consistently rolling teams for under 80. The vibe in the side was growing steadily and it was great being around such a good bunch of blokes that loved playing cricket with each other.

After a tight last few rounds, we finished as Minor Premiers with 84 points, which was the second highest amount of points for any club in any grade this year. We also had a total of three outright wins throughout the season, which is a considerable effort for lower grade cricket, and something that exemplifies the winning culture we had in the side.

We elected to stay at Grahams for the Qualifying Final and Semi-Final, as this was where we'd played our best cricket all year. But it was the Finals Series where the mighty 4th grade really stepped it up a gear. We were lethal with the ball as we had been all season, but the real change was the batsmen really put their hands up and played with great determination and grit. Guys like Walter, Crombie and Brewster all batted the house down in the finals, and this was complemented by the usual awesome work from the quicks in Counsell, Bain and Wilson, and of course Samoz bowling the house down with his left arm orthos.

It all came down to the Grand Final against Wests at Manly Oval. The pressure was unparalleled to what I've felt on a cricket field, despite winning two previous premierships. We posted 160 in a gutsy display on a seaming deck, and after Wests got away a bit early with the bat thanks to some streaky shots to third man, they were 3-70 overnight. Most people would say they were in the box seat, but we were extremely confident that we had them where we

wanted. Sunday saw the bowlers stick to the plan of building immense pressure and starving the Wests batsmen of any momentum, culminating in us bowling them out for 130.

I think it's safe to say the boys won't ever forget that weekend, except maybe some of the celebrations that followed.

Many thanks go to the mighty Grahams' ground manager, Alan Wright, who is a legend of a bloke and a tireless worker for the club. Also appreciative of Ted Lindsay for scoring for 4th grade, as well as a few other scorers we had throughout the year.

Our coaching staff were amazing again this year - Winga and Skid are the best in the business and were great mentors to me in my first year of captaincy. Roy and Lozza were outstanding, and the boys can't thank you enough for all you do for the club. Thanks go out to all of our other coaches, like Bobby Rollins for coming down to watch every Saturday and providing priceless advice, and to the volunteers, like Todd Harper, Ian Bird and the endless list of great people that help to make this club what it is.

Jarrod Walter

Waltz only came back to the club part-way through the year, but his experience, cricketing brain, batting ability and rare personality were all an integral part of us becoming major and minor premiers. He's one in a million, and I'm deeply appreciative for everything he did this year.

Sam Alexander

Samoz is one of my closest mates in the club, and he had another outstanding season on the field. He spun us to victory countless times, including the Grand Final, and it's great to know you can throw the ball to someone so reliable to turn the game for you #ptp

Jimmy Crombie

One of the greatest blokes that you will meet, Jimmy is also an extremely handy batting all-rounder. He

came down from 3rd grade mid-way through the season and we were extremely blessed to have him. Especially come the finals series, where he stepped up his batting an extra notch, playing with great patience and maturity to help change the game.

Zach Trewartha

Zachy was another one of our senior leaders with a great cricketing brain and amazing talent in all facets of the game. He was a gem to have as someone to bounce ideas off, and he turned multiple games on their head with his freakish ability. I'm very keen to see where he can take his cricket next year.

Matt Brewster

I can't say enough good things about Matty Brewster. He's a kind, genuine young man, with extreme ability with the bat and behind the stumps. It appears he really benefited from a lift in confidence towards the end of the season, and was the X-Factor in the finals series with the bat, swinging momentum back towards us in the Quarters, Semis and Grand Final.

Will Akhurst

One of the most talented and technically correct batsmen in the club, it was great to watch Will grow as a player and as a person throughout the season. He played some amazing knocks this year, and I think if he can control the mental side of his game with a bit more rigour, he will flourish in seasons to come.

Alex Bain

Baino was a real standout for 4th grade this year. He's an extremely talented all-round cricketer, and he was the difference with the ball in several games, especially the finals series. His ability to move the ball both ways makes him unplayable to even the best batsmen, and if he continues to channel his accuracy, he'll be a future 1st-grader.

Michael Counsell

Big Micky came up from 5th grade early in the season and hit his straps straight away. He terrorised batsmen for fun and finished up taking out the 4th grade bowling award thanks to his extreme pace, bounce and great work ethic.

Brad Wilson

Wilson was the ever-reliable left-arm quick that couldn't stop picking up wickets if he tried. His natural

accuracy and ability to bring the ball back in to the right-hander made him a class above the rest of the 4th grade competition.

Jack Pickering

We were lucky enough to have JP for a few games this season. One of the most talented sportsmen going around, his freakish hockey ability clearly translates into his batting. His hand-eye coordination and timing were unparalleled in the comp this year.

Jacob Graham

The Yak is one of those guys you really want in your team. He plays hard cricket and has the ability to completely turn a game on its head. On his day, you can throw him an old ball on an absolute road, and he'll somehow manage to roll the whole team single-handedly.

Dom Wheeler

Dom was a pleasure to play cricket with and have at the top of the order. He has the ability to be an absolute rock with the bat and then get on top of bowling attacks once he's in, hitting the ball to all parts of the ground. Unfortunately, he didn't have the best luck in 4s this year, meaning his devastating form in 5s didn't translate up the grades, however it will be great to see him dismantle attacks next season.

Nick Cohen

Sloth was around for most of the year in 4th grade. He's an extremely talented opening batsman who started the year superbly, seeing the ball well, defending well and displaying some marvelous stroke-play. With a bit of work on the mental side of his game, I think we'll see him climb up the grades next year.

Glyn Archer

Glyn was also around for a large part of the year, sending down some gorgeous swing and seam bowling that would always have the opposition in all sorts. His natural ability to move the ball is outstanding, and with some work on his accuracy in the off-season, we'll see him go on to bigger and better things next year.

Here's to doing it all again next year.
Gumms

4th Grade Batting Statistics

Position	Name	Matches	Inn	N/O	100s	50s	HS	Runs	Avg	Ct/St
1	Adam Gummer	13	16	1	1	3	112	496	33.07	1
2	Jarrold Walter	10	13	2	0	1	51	320	29.09	3
3	Matthew Brewster	14	14	0	0	1	56	284	20.29	19
4	Zach Trewartha	13	13	1	0	2	74	269	22.42	3
5	James Crombie	11	10	0	0	1	52	236	23.60	2
6	Jack Pickering	6	7	1	1	0	113	206	34.33	0
7	Nick Cohen	8	9	1	0	1	73	166	20.75	5
8	William Akhurst	10	10	0	0	0	48	139	13.90	1
9	Alexander Bain	16	11	4	0	0	38*	112	16.00	0
10	Jacob O'Sullivan	3	4	1	0	0	44	111	37.00	0
11	Dominic Wheeler	8	9	2	0	1	53*	110	15.71	3
12	Arshdeep Virdi	2	3	2	0	1	63*	107	107.00	0
13	Brynn Mendel	6	7	1	0	0	27	72	12.00	3
14	Samuel Hole	1	1	1	0	1	70*	70	N/A	0
15	Brad Wilson	13	9	3	0	0	18*	70	11.67	0
16	Ross Trewartha	3	3	0	0	0	22	58	19.33	0
17	Ben Falconer	6	3	2	0	0	36	37	37.00	0
18	Isaiah Vumbaca	5	4	0	0	0	19	34	8.50	1
19	Aidan Bennett	3	3	0	0	0	25	31	10.33	0
20	Jacob D Graham	9	6	3	0	0	10*	28	9.33	0
21	Sam Alexander	14	8	3	0	0	8*	27	5.40	1
22	Michael Counsell	11	5	1	0	0	14*	25	6.25	0
23	Jarrad J Ninness	2	1	0	0	0	7	7	7.00	0
24	Matty White	2	1	1	0	0	5*	5	N/A	0
25	Jack Hobson	1	1	1	0	0	4*	4	N/A	0
26	Maxwell Burgess	1	1	1	0	0	0*	0	N/A	0
27	Daniel McKenna	2	1	0	0	0	0	0	0.00	1
28	Glyn Archer	6	1	1	0	0	0*	0	N/A	2



4th Grade Bowling Statistics

Position	Name	Matches	Overs	Mdns	Runs	Wkts	Avg	5 WI	BB
1	Brad Wilson	13	189.3	59	411	35	11.74	2	5 for 12
2	Sam Alexander	14	206.1	52	545	34	16.03	2	5 for 11
3	Michael Counsell	11	126.5	30	290	28	10.36	1	7 for 48
4	Alexander Bain	16	167.1	31	421	26	16.19	0	4 for 15
5	Jacob D Graham	9	95.2	21	194	19	10.21	1	6 for 20
6	Glyn Archer	6	59.4	13	157	12	13.08	0	4 for 31
7	James Crombie	11	72	11	181	10	18.10	0	2 for 4
8	Isaiah Vumbaca	5	31.2	7	101	7	14.43	0	3 for 8
9	Ben Falconer	6	27.1	2	114	5	22.80	0	2 for 15
10	Daniel McKenna	2	13	1	33	3	11.00	0	2 for 23
11	Matty White	2	26	6	81	3	27.00	0	2 for 33
12	Andrew Somerville	1	10	3	25	2	12.50	0	2 for 25
13	Aidan Bennett	3	16	0	69	2	34.50	0	1 for 24
14	Jarrad J Ninness	2	19	0	71	2	35.50	0	1 for 30
15	Arshdeep Virdi	2	2	1	4	1	4.00	0	1 for 4
16	Jacob O'Sullivan	3	6	1	17	1	17.00	0	1 for 12
17	Zach Trewartha	13	5	1	23	1	23.00	0	1 for 11
18	Jarrold Walter	10	2	0	1	0	N/A	0	0 for 1
19	Jack Hobson	1	3	0	10	0	N/A	0	0 for 10
20	Jack Pickering	6	1	0	14	0	N/A	0	0 for 14
21	Adam Gummer	13	7	3	20	0	N/A	0	0 for 0
22	William Akhurst	10	7	1	27	0	N/A	0	0 for 11



4th Grade Match Results

RND	Dates	Score	Result	Score	Venue
1	23 rd Sep 17	Manly-Warringah 5/160 S Hole 70*	def	Penrith 158 I Vumbaca 3/34, B Wilson 2/25, A Somerville 2/25, B Falconer 2/32	Manly Oval
2	30 th Sep 17 7 th Oct 17	Northern District 8/274 JD Graham 6/20	def	Manly-Warringah 270 A Gummer 112, W Akhurst 48, M Brewster 25	Asquith Oval
3	14 th Oct 17 21 st Oct 17	North Sydney 158 JD Graham 4/17, B Wilson 2/34, S Alexander 2/63 and 1/29	def by	Manly-Warringah 5/161(dec) N Cohen 41, A Gummer 39, J O'Sullivan 34*	Tunks Park
4	28 th Oct 17 4 th Nov 17	Manly-Warringah 9/136(dec) A Bain 38*, J O'Sullivan 33	def	Eastern Suburbs 64 B Wilson 5/20, A Bain 2/10 and 0/31	LM Graham Reserve
5	11 th Nov 17 18 th Nov 17	Manly-Warringah 88 J Walter 29 and 3/163 J Walter 49*, J O'Sullivan 44, A Virdi 30*	def	Gordon 88 I Vumbaca 3/8, B Wilson 3/19, JD Graham 2/15 and 4/158(dec) B Wilson 2/32	LM Graham Reserve
6	25 th Nov 17 2 nd Dec 17	Sutherland 197 G Archer 4/31, S Alexander 3/75, JD Graham 2/29	def by	Manly-Warringah 6/217 A Gummer 80, N Cohen 73, A Bennett 25	Sutherland Oval
7	9 th Dec 17	Randwick Petersham 187 D McKenna 2/23, M White 2/33, G Archer 2/43	def by	Manly-Warringah 6/255 Z Trewartha 67, A Virdi 63*, J Crombie 32, A Bain 27*, N Cohen 27	Coogee Oval
8	16 th Dec 17	Manly-Warringah 1/98 D Wheeler 53*	def	Campbelltown-Camden 97 M Counsell 3/21, A Bain 2/7, B Falconer 2/15	LM Graham Reserve
9	6 th Jan 18	Western Suburbs 6/188 M Counsell 2/32	def	Manly-Warringah 184 J Crombie 36, B Falconer 36, J Pickering 27, B Mendel 27	Blick Oval
10	13 th Jan 18	UNSW 7/171 M Counsell 4/25	def by	Manly-Warringah 5/240 J Pickering 113, Z Trewartha 74	David Philips North
11	20 th Jan 18 27 th Jan 18	Manly-Warringah 5/93(dec) A Gummer 37 and 2/28	def	Blacktown 68 S Alexander 5/11, M Counsell 2/11, JD Graham 2/19 and 52 B Wilson 5/12, M Counsell 3/3	LM Graham Reserve

RND	Dates	Score	Result	Score	Venue
12	3 rd Feb 18	Manly-Warringah 109	def by	Bankstown 163 S Alexander 5/33, J Crombie 2/29	LM Graham Reserve
13	10 th Feb 18 17 th Feb 18	Parramatta 140 M Counsell 7/48, B Wilson 3/24	def by	Manly-Warringah 232 M Brewster 56, J Crombie 52, J Walter 46, Z Trewartha 41	Merrylands Oval
14	24 th Feb 18 3 rd Mar 18	Manly-Warringah 8/169(dec) J Walter 51, M Brewster 26 and 0/9	def	St George 85 S Alexander 4/36, B Wilson 3/15, G Archer 2/12 and 91 A Bain 4/15, S Alexander 2/8	LM Graham Reserve
15	10 th Mar 18	Mosman 58 A Bain 3/9, B Wilson 3/17, J Crombie 2/11	def by	Manly-Warringah 116 J Pickering 33	Balmoral Oval
QF	17 th Mar 18 18 th Mar 18	Manly-Warringah 7/174 A Gummer 44, W Akhurst 39, J Walter 30	def	Sydney University 172 B Wilson 3/27, M Counsell 3/33, A Bain 2/25, S Alexander 2/50	LM Graham Reserve
SF	24 th Mar 18 25 th Mar 18	Manly-Warringah 213 A Gummer 60, J Crombie 34, M Brewster 30, J Walter 26	def	Gordon 194 A Bain 4/43, S Alexander 3/57	LM Graham Reserve
GF	31 st Mar 18 1 st Apr 18	Manly-Warringah 159 A Gummer 54, M Brewster 47 and 3/51 J Walter 30*	def	Western Suburbs 132 S Alexander 4/22, A Bain 3/40, J Crombie 2/4	Manly Oval





STAY A LITTLE LONGER AT QUEST MANLY

Overlooking beautiful Sydney Harbour, Quest Manly is your ideal home away from home. Whether staying for a night or a week, our stylish newly refurbished apartments provide the space and convenience to unwind and relax.

We offer studio, one and two bedroom apartments to accommodate the whole family. We also offer complimentary Foxtel iQ2, WiFi internet and luxury toiletries.

Come and stay a night and see why our guests don't want to leave.

Visit questmanly.com.au
or call 02 9976 4600


QUEST
MANLY

5th Grade Report

Position	Team	P	WO	W1	D	L1	LO	Wkts Lost	Runs For	Wkts Taken	Runs Agst	Points
5 th	Manly-Warringah	15	0	10	1	4	0	116	3172	134	2728	63

Having won the David Sherwood Cup for the 1st time in 2010/11, I am proud to say that we are premiers once more! Congratulations to Gordon on setting the benchmark throughout the regular season and claiming the minor premiership. We managed to accumulate a respectable 63 points throughout the season finding ourselves in 5th position, seventeen points behind Gordon.

Starting the season with a loss to Penrith kickstarted our 5th grade side into some inspired cricket, with several outstanding individual performances bringing us four wins on the bounce. A loss in round 6 further galvanised the team and another three wins (two with bonus points) followed. What was most impressive about these wins was the number of changes made to the line-up from week to week with numerous injuries and higher-grade changes with players away on representative duties. Fast-forward to the final round with 5th grade needing a win to guarantee our spot in the finals, we delivered with a runout in the final over seeing us home.

The next three weekends of finals cricket were the most clinical and disciplined performances we produced throughout the season. We truly saved the best until last! Despite using 34 players including seven different captains throughout, we managed to stay collected as a group and deliver when our moment arrived. This is testament to the tireless work David Gainsford has spent in developing the pathway program to such a level that every player called upon this season was ready for the standard that 5th grade presented. I would also like to pay thanks to Chris Hynes for ensuring that we had 11 players on the paddock each and every week, your efforts were Herculean at times!

Our performances on the field would not have been possible without the support and encouragement we received off the field. Doug McGrath was tireless and eternally optimistic about the 'team of champions' we had. Dougy takes his managerial responsibilities

to the next level, even taking to the field as 12th man when required. Thank you Dougy, you were unbelievable support! Dollars took on the scoring responsibilities once again and was brilliant until he had to withdraw his services for health reasons. Dollars you are an incredible member of the Manly family and we hope that your new role as supporter is just as enjoyable as the countless years of scoring have been for you. A big thanks to Danny LeMoy for the support during our home games at Mike Pawley Oval. You hosted the ground perfectly making it a welcome place for all to play and watch.

To the coaching staff, the board and our sponsors, we cannot thank you enough for the support you provide us week in and week out. We are so privileged to have a club with the calibre of people operating behind the scenes to give us the opportunity to play our best cricket.

Finally, to the parents of the 5th grade squad, thank you for the support you provided throughout the season. You all deserve huge praise for the countless hours you spend to give your children the chance to play cricket across Sydney.

The following players played in 5 or more games this season:

Jordan Brewster

Jordy began to show his true potential with both bat and ball. His best innings was a mature 32 in the Quarter Final to help take the game beyond doubt. In the field his energy was always evident and when given the ball, always found a way to break the partnership. Jordy bowls with lively pace and accuracy and will continue to trouble batsmen as he progresses up the grades.

Dylan Marshall

An incredible asset to have as a skipper. Only Dylan's work commitments prevented him from training and playing much higher grades. Dyl is a fantastic leader

and has a wonderful cricketing brain. Like a true champion he saved his best until the Grand Final where he dismantled the opposition with 5/25 off 20 overs.

Aidan Bennett

‘Cover Drive’ is spoiled for choice when it comes to his cricketing ability. A genuine all-rounder who has the ability to change the game with bat or ball. Aidan was asked to play numerous roles within the team throughout the season, each of which he managed with ease showing great maturity. I look forward to seeing Aidan plying his craft in the higher grades for years to come.

Joel Davies

A rare talent that is no doubt destined for big things. Joel scored his 1st hundred for the club and amassed 436 runs for the season, only 5 runs off top spot. Already showing maturity beyond his years, the learnings from this season will aid Joel when he finds himself in higher grades in the coming years.

Luca Franks

When compared to Luca’s ability, this seasons results probably didn’t quite stack up to his expectations. Luca is another genuine all-rounder who can damage teams with bat and ball. Luca has also developed as an outstanding gully fieldsman regularly saving certain boundaries and taking a number of spectacular catches.

Brynn Mendel

Brynn had an outstanding year for Manly scoring 427 runs for the season opening the batting. His consistency at the top of the order had him promoted to 4th grade for a number of games. Brynn’s keeping really improved as the season progressed culminating in 2 stumpings during the Grand Final and several memorable snares throughout the season. Brynn has a great temperament, which will hold him in good stead as he climbs up the grades.

Jarrad Ninness

After a long recovery from injury Jarrad was finally unleashed on the 5th grade competition. Jarrad was unlucky to only collect 20 wickets for the year with much of his bowling being far too good for the opposition. Ninno really found his feet at Manly this year and with a full pre-season and a healthy body will no doubt play in the higher grades next season. He

was a wonderful addition to our team, always providing rare pearls of wisdom at his opportune ‘rare’ moments.

Ben Falconer

Falcs bowled with great control and maturity when called upon. In the semi-final he stepped up as a senior bowler and took the match figures of 6/23 halting any momentum Sutherland created. Falcor also provided valuable runs in the middle order often chipping in with 30-40 runs to help us post a decent total. A great team/clubman who plays with maximum effort whichever grade he is picked in.

Glyn Archer

Glyn bowled the house down this year and can consider himself unlucky as his wicket tally doesn’t reflect the way he bowled all season. He bowled with good pace but his control and ability to move the ball both ways ensured a chance was always close. Glyn had a brief taste of higher grades this season and I’m sure with a good pre-season will cement his position in higher grades next season.

Oscar Lucius

Lush is one of the most relaxed people you will ever meet, always one to crack a joke when the pressure was on. He is a wonderful team man and constantly puts the team first, scoring a fantastic 49 in pursuit of a bonus point win against Campbelltown. Oscar is also an outstanding keeper and did a wonderful job when the opportunities presented. I look forward to seeing him progress next season.

Lachlan Molyneux

Unfortunately, Lach only received limited opportunities in the 5th grade setup this season. However, when presented with a challenge he never shied away and handled himself well. Lachy showed that he has great skills with both bat and ball and has the potential to become a damaging all-rounder.

Nick Cohen

Slothy scored his breakthrough 100 for the club with a powerful 102 against Penrith in the Quarter Final. Nick’s combination with Brynn at the top of the order regularly provided a great platform for the middle order. Nick is also a great team man who plays with great passion and commitment.

Michael Counsell

Big Mickey started the season in 5th grade before climbing the grades after hitting his straps. After sorting out some early season no-ball issues, he bowled with great control and plenty of venom. Widely regarded as the club's most feared net bowler, it is no wonder that he terrorised the top order of many teams this season.

Dominic Wheeler

Dom only played 6 games in 5th grade this season and managed to top the aggregate with 441 @ 110.25. He had an outstanding season and while he scored 2 centuries, his 6-hour 87* marathon in the Grand Final was surely the most important. He is a wonderful addition to any team and will no doubt look to build on the confidence gained from this season.

Josh Seward

Josh is a promising fast bowler with a great action and wonderful control at such a young age. While his opportunities were limited in the senior grades this year, he will no doubt make a serious impact in the season to come.

In summary, we played some great cricket this year, but we stood up when it mattered most and played a brand of cricket that we can be extremely proud of. Finishing 5th and winning the premiership is a testament to the ability and determination within our playing group. It was a pleasure to captain such a wonderful group of players and I am extremely grateful for the unwavering support that I received from the board, coaches and parents.

Whilst not playing more than 5 games in 5th grade I would also like to make special mention of the following people for the contributions they made to our season – Ross Trewartha, Zach Trewartha, Jacob Graham, Jack Pickering, Warren Evans, Roy Vumbaca, Will Outred and Matt Alexander.

Congratulations on a season that is now part of Manly Cricket history.

Geoff Isaacs



5th Grade Batting Statistics

Position	Name	Matches	Inn	N/O	100s	50s	HS	Runs	Avg	Ct/St
1	Dominic Wheeler	6	6	2	2	1	157*	441	110.25	2
2	Joel Davies	13	15	3	1	2	101*	436	36.33	2
3	Brynn Mendel	12	15	3	0	3	76	427	35.58	15/3
4	Nick Cohen	8	10	1	1	0	102	277	30.78	4
5	Geoff Isaacs	8	7	0	0	2	82	214	30.57	3
6	Aidan Bennett	14	12	2	0	0	42*	164	16.40	1
7	Ross Trewartha	3	4	0	0	2	78	163	40.75	1
8	Dylan Marshall	15	12	2	0	1	57*	160	16.00	4
9	Jack Pickering	4	3	1	1	0	128	157	78.50	0
10	Jordan Brewster	16	13	2	0	0	32	139	12.64	4
11	Zach Trewartha	4	3	1	0	1	92*	128	64.00	1
12	Jacob O'Sullivan	2	2	0	0	1	93	97	48.50	1
13	Oscar Lucius	9	8	0	0	0	49	92	11.50	4
14	Luca Franks	12	9	1	0	0	25*	85	10.63	3
15	Ben Falconer	10	9	4	0	0	40	76	15.20	2
16	Hilton Ovenden	3	3	0	0	0	41	66	22.00	0
17	Will Outred	2	2	0	0	0	45	60	30.00	0
18	Jacob D Graham	4	5	1	0	0	18	59	14.75	0
19	Lachlan Molyneux	9	6	0	0	0	20	56	9.33	0
20	Warren Evans	3	3	1	0	0	24	43	21.50	0
21	Matthew Alexander	1	1	0	0	0	32	32	32.00	0
22	Daniel McKenna	2	2	0	0	0	17	27	13.50	0
23	Joshua W Seward	6	3	1	0	0	10*	22	11.00	3
24	Jarrad J Ninness	11	5	1	0	0	11	20	5.00	1
25	Glyn Archer	10	5	2	0	0	13	20	6.67	5
26	Callum McKay	3	3	0	0	0	10	13	4.33	0
27	Michael Counsell	6	2	0	0	0	7	12	6.00	1
28	Mark Dignam	2	2	0	0	0	10	12	6.00	0
29	Jake Osborne	1	1	0	0	0	12	12	12.00	0
30	Kai Davies	1	1	0	0	0	12	12	12.00	0
31	Luke Morley	2	2	1	0	0	9	10	10.00	0
32	Isaiah Vumbaca	1	1	0	0	0	8	8	8.00	0
33	Roy Vumbaca	1	1	0	0	0	1	1	1.00	0
34	Jack Hobson	2	1	1	0	0	0*	0	N/A	0



5th Grade Bowling Statistics

Position	Name	Matches	Overs	Mdns	Runs	Wkts	Avg	5 WI	BB
1	Dylan Marshall	15	165.3	34	463	32	14.47	2	5 for 25
2	Glyn Archer	10	140.2	19	421	30	14.03	2	6 for 33
3	Ben Falconer	10	107.3	19	282	21	13.43	0	3 for 10
4	Jarrad J Ninness	11	110.4	23	344	20	17.20	1	6 for 24
5	Jordan Brewster	16	109.3	11	395	17	23.24	0	3 for 41
6	Michael Counsell	6	69.4	14	206	12	17.17	0	3 for 15
7	Joshua W Seward	6	29.4	4	115	6	19.17	0	3 for 25
8	Aidan Bennett	14	58.4	12	146	6	24.33	0	2 for 8
9	Jacob D Graham	4	35	7	105	5	21.00	0	2 for 10
10	Joel Davies	13	53	11	143	5	28.60	0	2 for 28
11	Daniel McKenna	2	14	1	62	4	15.50	0	4 for 62
12	Jack Hobson	2	18	4	66	4	16.50	0	3 for 25
13	Lachlan Molyneux	9	24	1	99	3	33.00	0	1 for 26
14	Isaiah Vumbaca	1	10	3	19	2	9.50	0	2 for 19
15	Nick Cohen	8	1	0	4	1	4.00	0	1 for 4
16	Jake Osborne	1	4	0	19	1	19.00	0	1 for 19
17	Warren Evans	3	18	2	49	1	49.00	0	1 for 35
18	Callum McKay	3	13	3	55	1	55.00	0	1 for 30
19	Luca Franks	12	21	2	71	1	71.00	0	1 for 30
20	Sam Jones	1	4	2	10	0	N/A	0	0 for 10
21	Will Outred	2	3	0	16	0	N/A	0	0 for 16
22	Jacob O'Sullivan	2	7	0	21	0	N/A	0	0 for 21
23	Luke Morley	2	10	1	43	0	N/A	0	0 for 17
24	Zach Trewartha	4	8	0	47	0	N/A	0	0 for 47



5th Grade Match Results

RND	Dates	Score	Result	Score	Venue
1	23 rd Sep 17	Penrith 5/161 A Bennett 2/31, M Counsell 2/44	def	Manly-Warringah 157 B Mendel 51	Rance Oval
2	30 th Sep 17 7 th Oct 17	Manly-Warringah 7/354(dec) J O'Sullivan 93, G Isaacs 82, N Cohen 43, A Bennett 42*, B Mendel 29	def	Northern District 266 D Marshall 3/42, J Brewster 2/39, G Archer 2/52, M Counsell 2/56	Mike Pawley Oval
3	14 th Oct 17 21 st Oct 17	Manly-Warringah 1/267(dec) D Wheeler 157*, B Mendel 76	def	North Sydney 176 G Archer 6/33, A Bennett 2/8, D Marshall 2/47	Mike Pawley Oval
4	28 th Oct 17 4 th Nov 17	Eastern Suburbs 92 M Counsell 3/15, B Falconer 3/20	def by	Manly-Warringah 158 B Mendel 36, Z Trewartha 35, D Wheeler 27	Snape Park
5	11 th Nov 17 18 th Nov 17	Gordon 9/272(dec) G Archer 5/82, M Counsell 2/42	def by	Manly-Warringah 7/276 Z Trewartha 92*, B Mendel 43, D Wheeler 41	Beauchamp Park
6	25 th Nov 17 2 nd Dec 17	Manly-Warringah 119	def by	Sutherland 285 D McKenna 4/62	Mike Pawley Oval
7	9 th Dec 17	Manly-Warringah 4/339 J Pickering 128, D Wheeler 117, L Franks 25*	def	Randwick Petersham 8/162 M Counsell 3/17, I Vumbaca 2/19, B Falconer 2/51	Mike Pawley Oval
8	16 th Dec 17	Campbelltown-Camden 9/147 J Hobson 3/25, JJ Ninness 3/34, J Davies 2/28	def by	Manly-Warringah 3/153 O Lucius 49, W Outred 45, J Davies 27*	Raby 3
9	6 th Jan 18	Manly-Warringah 216 J Davies 75, M Alexander 32	def	Western Suburbs 202 D Marshall 4/32, JW Seward 3/25, J Brewster 2/49	Mike Pawley Oval
10	13 th Jan 18	Manly-Warringah 131 J Brewster 25	def by	UNSW 5/136	Mike Pawley Oval
11	20 th Jan 18 27 th Jan 18	Blacktown 127 JJ Ninness 6/24, JW Seward 2/23, B Falconer 2/33	def by	Manly-Warringah 179 H Ovenden 41, B Falconer 40, J Davies 38	Whalan Oval
12	3 rd Feb 18	Bankstown 150 D Marshall 5/36	def by	Manly-Warringah 7/197 J Davies 73, N Cohen 30, J Brewster 27*	Grahame Thomas Oval
13	10 th Feb 18 17 th Feb 18	Manly-Warringah 78 J Davies 27* and 4/77 B Mendel 41*	def by	Parramatta 128 G Archer 4/16, B Falconer 2/23, J Brewster 2/24, JJ Ninness 2/43	Mike Pawley Oval

RND	Dates	Score	Result	Score	Venue
14	24 th Feb 18 3 rd Mar 18	St George 8/235 J Brewster 3/41, D Marshall 2/43	drew	Manly-Warringah 5/278(dec) J Davies 101*, R Trewartha 78, G Isaacs 56	Harold Fraser Reserve
15	10 th Mar 18	Manly-Warringah 8/193 B Mendel 63, N Cohen 35	def	Mosman 189 D Marshall 3/36, B Falconer 2/33	Mike Pawley Oval
QF	17 th Mar 18 18 th Mar 18	Penrith 134 JJ Ninness 3/25, J Brewster 2/19	def by	Manly-Warringah 7/277 N Cohen 102, D Marshall 57*, J Brewster 32	Howell Oval
SF	24 th Mar 18 25 th Mar 18	Manly-Warringah 123 R Trewartha 57 and 3/66	def	Sutherland 68 B Falconer 3/13, G Archer 3/28, JJ Ninness 2/10 and 117 D Marshall 4/26, B Falconer 3/10, G Archer 2/38	Manly Oval
GF	31 st Mar 18 1 st Apr 18	Parramatta 134 D Marshall 5/25, JD Graham 2/10, G Archer 2/45 and 5/119 (dec) B Falconer 2/32, G Archer 2/36	def by	Manly-Warringah 179 D Wheeler 87*, G Isaacs 46 and 0/55 B Mendel 26*	Old Kings Oval



Poidevin Gray Report

Position	Team	P	WO	W1	D	L1	LO	Wkts Lost	Runs For	Wkts Taken	Runs Agst	Points
1st	Manly-Warringah	9	0	6	2	1	0	68	1297	69	964	29

PGs this year was a very enjoyable year winning the minor premiership again, but unfortunately being knocked out in the first round of the finals series. We had a number of new inclusions to the side with Joel Foster who came over from NDs and Andrew Somerville from the Toronto cricket club in Newcastle, both were great inclusions not only to PGs but the club in general.

Our team goal this year like the previous years was to have fun and enjoy each other's company which is exactly what we did, which led to our success.

It was great to have Tim Cruickshank and Cameron Merchant coach and mentor us throughout the PGs campaign. The experience and knowledge they were able to share with us was invaluable, not only about cricket, but life in general. Dave Gardiner managed our side again this year – everything that Lozza does for us is greatly appreciated.

Another person I would like to thank is Gordon Currie. Gordon has scored for us in PGs for the past 2 years. We are so grateful for everything he does for us as a team and for me as a captain.

Finally, I would like to thank everyone who supported us, and the boys for coming down to the hill on a Sunday.

Isaiah Vumbaca

Isaiah was the most improved player this season showing his determination and talents on many occasions getting the team over the line. He really stood up at crucial times with the bat, ball and in the field. Isaiah was great to have in the group this year and will become an integral part of the team over the next 3 seasons.

Alex Bain

Alex showed his talent this year and what he's capable of. He took his opportunity with both hands, which was highlighted by his 5 wicket haul against

Wests in the 20/20. Alex can become a genuine all-rounder from now on.

Andrew Somerville

Andrew was new to the club this year playing PGs and a 4th grade game. Coming down from Newcastle, Andrew embraced the challenge and really stood up winning us some big games with the bat and ball. He was a great member of the team and I look forward to seeing what he brings to Manly in the future.

Zach Trewartha

Like usual Zach was a great member of the PGs side. You know what you're going to get with Zach and that's a great team man and someone who always gives it 100%. Zach provides a lot with the bat and is a leader in the field giving a lot of energy and support to the bowling unit.

Jacob O'Sullivan

When given a role to do Jacob was always up for the challenge. He took his chances to put together some good scores which got us over the line in some games. Arguably one of the best fieldsmen in the club and has the potential with the ball as well.

Will Akhurst

Even though Will probably didn't get the opportunity he may have liked he was always willing to be energetic around the group and when his opportunity came up he didn't disappoint. Everyone knows the talent Will has and I am looking forward to when that talent comes out and he can show everyone what he can do.

Jake Carden

Jake showed his first grade experience when coming down and playing PGs. He was always thinking about his plans and communicating with me about ways to get a breakthrough and a lot of the time he was the man to get that breakthrough for us. He was great with bat and ball and had the confidence within

himself this year, which was awesome to see as he is an exciting player.

Aiden Bariol

Baz showed his confidence this year as a senior player in PGs. He was great behind the stumps and even better with the bat putting some great scores together throughout the season. He was very vocal which the group needed and a great team player.

Joel Foster

Joel was new to the team but quickly became a senior member of the side. He had a great year and was great to be with on and off the field. Next season will be another opportunity to lead from the front and hopefully take PGs to another final series.

Joseph Graham

Joey was great to have in this side as he never gives up and fights to the end. Always the player you turn to to change the game whether taking wickets or tying down one end. Joey's batting is also underestimated and he could easily open the batting in the future.

Ollie Davies

Ollie won our batting award after dominating the season. His 163 against Randy Petes when the team was in trouble was the highlight of a breakthrough season for him in general. Ollie is a serious off-spin bowler and with more opportunity will be a genuine all-rounder.

Jack Edwards

Jack had a breakthrough season with representative cricket which unfortunately put him out for a few games of PG's this year. Jack is a great cricketer and showed glimpses of his talent throughout the season. Hopefully next year he can turn those starts into big scores and dominate with the ball.

Congratulations to Penrith on the Premiership. They were deserving winners and a team we have always had close ties with.

I have loved playing PGs over the last six years and really enjoyed the last two seasons captaining a great bunch of blokes. Hopefully next season the boys can bring home the main prize.

Sam Gainsford



Poidevin Gray Batting Statistics

Position	Name	Matches	Inn	N/O	100s	50s	HS	Runs	Avg	Ct/St
1	Oliver Davies	8	8	0	1	0	163	270	33.75	3
2	Aiden Bariol	8	8	0	0	1	64	134	16.75	9/1
3	Joseph S Graham	8	8	2	0	0	41*	130	21.67	5
4	Joel W Foster	8	7	0	0	0	37	128	18.29	5
5	Jack Edwards	6	6	0	0	1	67	124	20.67	6
6	Sam Gainsford	8	8	0	0	0	32	119	14.88	6
7	Jake Carden	8	8	1	0	0	36	116	16.57	3
8	Isaiah Vumbaca	7	5	2	0	2	55*	115	38.33	4
9	Zach Trewartha	8	7	1	0	0	21*	75	12.50	1
10	Andrew Somerville	7	4	1	0	0	22*	52	17.33	2
11	Jacob O'Sullivan	5	1	0	0	0	27	27	27.00	0
12	Alexander Bain	8	5	4	0	0	5*	10	10.00	1
13	William Akhurst	8	3	1	0	0	5	10	5.00	2
14	William S Wolter	2	1	0	0	0	6	6	6.00	0
15	Luca Franks	1	1	0	0	0	3	3	3.00	0

Poidevin Gray Bowling Statistics

Position	Name	Matches	Overs	Mdns	Runs	Wkts	Avg	5 WI	BB
1	Jake Carden	8	45	7	156	14	11.14	1	5 for 16
2	Joseph S Graham	8	38	2	188	11	17.09	0	3 for 16
3	Alexander Bain	8	20	2	57	9	6.33	1	5 for 14
4	Andrew Somerville	7	32.4	2	151	9	16.78	0	2 for 20
5	Sam Gainsford	8	27.3	1	121	8	15.13	0	2 for 7
6	Jack Edwards	6	18	2	68	6	11.33	0	3 for 18
7	Oliver Davies	8	10	0	33	3	11.00	0	2 for 2
8	Joel W Foster	8	36	1	211	3	70.33	0	3 for 35
9	Isaiah Vumbaca	7	8	0	35	2	17.50	0	1 for 7
10	Luca Franks	1	5	2	25	1	25.00	0	1 for 25



Poidevin Gray Match Results

RND	Dates	Scores	Result	Scores	Venue
1	8 th Oct 17	Manly-Warringah 7/163 JS Graham 41*, J Carden 36, A Bariol 26	def	Sydney University 128 JW Foster 3/35, A Somerville 2/20, J Carden 2/21	Manly Oval
2	8 th Oct 17	Manly-Warringah 8/217 A Bariol 64, S Gainsford 32, J Edwards 31, JS Graham 29	def	Sydney University 200 J Carden 3/38, S Gainsford 2/24, A Somerville 2/29, JS Graham 2/62	Manly Oval
3	5 th Nov 17	St George	drew	Manly-Warringah	Harold Fraser Reserve
4	5 th Nov 17	St George	drew	Manly-Warringah	Harold Fraser Reserve
5	12 th Nov 17	Western Suburbs 2/83	def	Manly-Warringah 81	Pratten Park
6	12 th Nov 17	Western Suburbs 77 A Bain 5/14, O Davies 2/2, JS Graham 2/16	def by	Manly-Warringah 4/152 J Edwards 67, O Davies 37	Pratten Park
7	26 th Nov 17	Manly-Warringah 265 O Davies 163, JW Foster 37	def	Randwick Petersham 108 JS Graham 3/16, J Edwards 3/18, S Gainsford 2/7	Manly Oval
8	7 th Jan 18	Northern District 7/165 J Carden 3/16, A Somerville 2/31	def by	Manly-Warringah 9/199 I Vumbaca 55*, JW Foster 32	Mark Taylor Oval
9	21 st Jan 18	Manly-Warringah 220 I Vumbaca 54, O Davies 39, S Gainsford 32, J O'Sullivan 27	def	Parramatta 203 A Bain 3/23, S Gainsford 2/34	Manly Oval
QF	11 th Feb 18	Manly-Warringah 87 JW Foster 29	def by	Fairfield-Liverpool 99 J Carden 5/16, A Somerville 2/21	Manly Oval



Green Shield Report

Position	Team	P	WO	W1	D	L1	LO	Wkts Lost	Runs For	Wkts Taken	Runs Agst	Points
3 rd	Manly-Warringah	7	0	5	0	2	0	65	1188	67	1078	32

The Green Shield squad will be remembered for their remarkable achievement of being grand finalists in this season's competition. After a slow start to the season the players performed exceptionally well under pressure to win five consecutive matches to make it to the final. This achievement was only possible because of the amazing self-belief of every player, the fantastic comradery between the players, their commitment to work hard for each other and always putting the team first. The leadership group of Brynn Mendel, Aidan Bennett and Jake Osborne were largely responsible for creating these great team qualities through their ability to unify the team and get the best out of every player.

It was very pleasing to see a team made up of U/14, U/15 and U/16 players, from both DCA and President Cup teams, perform and achieve to such a high standard. At some stage in the tournament every player made a significant contribution to the success of the team.

Match summaries

Round 1 vs Eastern Suburbs

Manly batted first and after being 2 for 8 reached 6 for 209 thanks to a 100 run partnership between Jake Osborne and Aidan Bennett, with Jake scoring 88 and Aidan 68. After having Easts 7 for 150 their tail wagged and Josh Seward took an LBW wicket on the third last ball of the match for the Tahs to win by 2 runs. All bowlers contributed with Joel Davies claiming 4 wickets. Aidan unfortunately dislocated his shoulder which resulted in Callum McKay and Mark Dignam being added to the squad.

Round 2 vs Parramatta

Despite some strong bowling, Parramatta reached 226 runs from their 50 overs, with all bowlers contributing. Then after a steady start Manly's batting was not able to build sufficient partnerships and losing wickets regularly resulted in a total of 162, well behind the opposition's total.

Round 3 vs St George

After being in a massive hole at 4 for 16, Manly showed some great resolve to reach 172, courtesy of Hilton Ovenden scoring 93 and Lachie Molyneux 33. Their 90 run partnership set up a competitive total. Some outstanding bowling, particularly from Lachie with 3 for 35 had St George 9 for 117. However, their tail wagged and got them to needing only 3 runs to win with 2 balls remaining. Callum McKay held his nerve bowling the last over and an ice cool catch by Oscar Lucius at point sealed the victory with St George all out for 170.

Round 4 vs Northern Districts

Northern Districts batted well and put together a competitive total of 190 with the wickets being shared among the Manly bowlers. Again a slow start had us at 2 for 22 and then 3 for 77, at which time we lost wickets steadily. An impressive 77 from Jake Osborne, well supported by Mark Dignam with 27 got Manly closer to the target, but eventually finished 30 runs short.

At the end of Round 4, Manly had only two wins and based on our position on the competition table the likelihood of making the finals was very slim.

Round 5 vs UNSW

Manly won the toss and chose to bat on a difficult wicket. Positioned precariously at 5 for 59, our middle and lower order again showed some resilience to get the team to 149. Mark Dignam batted patiently for an invaluable 28 and had great support from Brynn Mendel 27, Sam Jones 23 and Callum McKay with 20 runs. The bowling was exceptional with Jack Hobson, Lachie Molyneux and Kai Davies each claiming three wickets and securing Manly a bonus point victory. The turning point came from Kai with the catch of the season at gully dismissing the leading scorer in competition. Great catches to Jake Osborne and Hilton Ovenden provided polish to a dominating performance.

Round 6 vs Randwick-Petersham

Captain Brynn Mendel again won the toss and chose to bat on a tricky, wet wicket. Once again, the team was in an uncertain position at 4 for 46 before some resilience from the middle order got us to a competitive 153, largely off the back of a 60 run partnership between Lachie Molyneux (39*) and Aidan Bennett (31). The bowlers proceeded to dominate, ripping through the opposition batsmen in the 31st over for 70 to claim another bonus point. Following up an important contribution with the bat, Lachie then claimed three wickets.

Round 7 vs North Sydney

Batting first, Manly reached 183 thanks to a quality 90 runs from Jake Osborne and 36 from Joel Davies, with the pair sharing a 103 run partnership. Manly's bowling was again impressive, bowling North Sydney out for 143 in the 44th over. Josh Park was the stand out bowler with figures of 5 for 27.

Quarter Final vs Bankstown

At 2 for 12 Manly found itself needing someone to step up and contribute. Joel Davies with 55 and Hilton Ovenden with 77 combined for a 110 run partnership to set up the chance for victory. Aidan Bennett added 32 important runs to get the team to 203 from 50 overs. Bankstown batted well and at 3 for 115 were on track. However, the loss of 7 wickets for 40 runs turned the match Manly's way with Joel Davies finishing with 4 for 33 and Lachie Molyneux 3 for 21.

Semi Final vs Gordon

Gordon won the toss and batted first and were all out for 129 in the 36th over. Spin twins, Joel Davies with 2 for 24, and standout Luke Morley with amazing figures of 4 for 6 from 3.2 overs, turned the innings on its head. Both Joel and Luke on hat tricks. Aidan Bennett amazed all with arguably the best outfield catch of the season, sprinting 25m and then diving full stretch. Batting, Manly were 2 for 5 and as they did in the quarter final, Joel Davies with 25 and Hilton Ovenden with 35 rebuilt the innings and with the composure of Brynn Mendel with 27 passed the total in the 42nd over.

Grand Final vs Parramatta

Manly lost an important toss and were sent in on a very wet wicket in overcast conditions. At 3 for 27 and Joel Davies retired hurt our innings was in trouble. Our two leaders, Brynn Mendel (59) and Aidan

Bennett (40), batted brilliantly to get the team to 9 for 165 – a respectable total considering the difficult early conditions. We got off to a great start with the ball, having Parramatta 2 for 11. Their batsmen consolidated however, and a fantastic partnership took them to 130. The Manly bowlers kept attacking and four quick wickets had the opposition 6 for 145, with 3 wickets to Jack Hobson and 2 to Josh Park. The Parramatta batsmen maintained their composure and reached the total 6 down. Congratulations to Parramatta who were deserved winners as undefeated minor premiers.

We are so proud of our Green Shield team. Comprising entirely of local juniors who have come through junior representative cricket, Warringah Shires, with many players experiencing Manly Grade cricket. It is a wonderful reflection of these players taking the opportunities made available through the Pathway system.

Special performances

Listed below are some special achievements and acknowledgments resulting from the fantastic Green Shield season.

- Jake Osborne – 4th leading run scorer in the competition with 310 runs; named in the Green Shield merit side and picked in the NSW U/17 State Challenge.
- Hilton Ovenden – 15th leading run scorer in the competition with 250 runs.
- Lachie Molyneux – equal first wicket taker in the competition with 17 wickets; picked in the NSW U/17 State Challenge.
- Jack Hobson – picked in the NSW U/17 State Challenge.
- Joel Davies – equal 3rd catcher in the competition (excluding wicket keepers)

Much of the success of the Green Shield team can be attributed to the tremendous work and support from a number of key people. Team Manager Steve Hobson was exceptional and had everything off field running like clockwork. To have 2nd Grade and PGs scorer Gordon Currie generously give his time and provide live scoring was greatly appreciated. All the parents were amazing, contributing to afternoon teas of the highest order, washing clothes, organising shade tents and doing anything asked of them. To Dick Fry and Ross Trewartha for their expertise on the

initial selection panel. Henry Lucius for doing the scoreboard, drinks assistance and every job the coaches didn't want to do! Only a year after his own Green Shield playing days, it was a pleasure having Oliver Davies assist with team warm ups and advice to the players. To Alan Wright and Don Sellin for their continual support over so many years and to the many spectators from the Manly Warringah cricket family who came to watch and support the boys, including many of our away games. Finally an enormous thank you to Tom Kaye who assisted with the coaching. Tom was fantastic for the players who greatly valued his knowledge and experience as a

current grade player. We hope he continues to grow as a cricket coach.

Finally, a heartfelt thank you to every player, parent and support staff member for making our coaching of the Green Shield team such an incredibly rewarding experience. We had many, many laughs, some tears, but above all, the enjoyment of watching 15 wonderful young men bond together into a tight unit who wanted nothing more than to work hard for each other and play the best cricket they could every time they took the field.

David Gainsford and Roy Vumbaca
Coaches



Green Shield Batting Statistics

Position	Name	Matches	Inn	N/O	100s	50s	HS	Runs	Avg	Ct/St
1	Jake Osborne	10	10	0	0	3	90	310	31.00	5
2	Hilton Ovenden	10	10	0	0	2	93	250	25.00	3
3	Aidan Bennett	8	8	1	0	1	68*	206	29.43	5
4	Joel Davies	10	9	0	0	1	55	170	18.89	6
5	Brynn Mendel	10	10	0	0	1	59	157	15.70	12/3
6	Lachlan Molyneux	9	9	2	0	0	39*	114	16.29	1
7	Mark Dignam	7	5	0	0	0	28	66	13.20	1
8	Sam Jones	10	8	2	0	0	23	61	10.17	2
9	Luke Morley	10	6	2	0	0	15	44	11.00	0
10	Callum McKay	8	6	1	0	0	20*	37	7.40	5
11	Josh Seward	10	9	3	0	0	16*	35	5.83	4
12	Josh Park	8	5	1	0	0	13	21	5.25	1
13	Kai Davies	7	4	3	0	0	9*	17	17.00	4
14	Oscar Lucius	8	5	0	0	0	7	11	2.20	1

Green Shield Bowling Statistics

Position	Name	Matches	Overs	Mdns	Runs	Wkts	Avg	5 WI	BB
1	Lachlan Molyneux	9	31.1	5	213	17	12.53	0	3 for 11
2	Jack Hobson	6	37	5	123	13	9.46	0	3 for 12
3	Joel Davies	10	57.1	10	199	13	15.31	0	4 for 26
4	Josh Park	8	47.5	5	177	11	16.09	1	5 for 27
5	Luke Morley	10	43.2	4	156	8	19.50	0	4 for 6
6	Josh Seward	10	39.3	3	184	8	23.00	0	2 for 18
7	Callum McKay	8	46.4	2	184	8	23.00	0	2 for 16
8	Kai Davies	7	15	1	52	4	13.00	0	3 for 10
9	Aidan Bennett	8	46.4	7	155	4	38.75	0	2 for 5
10	Jake Osborne	10	18	4	55	2	27.50	0	1 for 20
11	Hilton Ovenden	10	1	0	5	0	N/A	0	0 for 5



Green Shield Match Results

RND	Dates	Scores	Result	Scores	Venue
1	14 th Dec 17	Eastern Suburbs 207 J Davies 4/26, J Hobson 2/30	def by	Manly-Warringah 6/209 J Osborne 88, A Bennett 68*	Waverley Oval
2	19 th Dec 17	Manly-Warringah 162 J Osborne 29, J Davies 27	def by	Parramatta 9/226 J Hobson 2/26, L Molyneux 2/38, C McKay 2/43	Manly Oval
3	21 st Dec 17	Manly-Warringah 172 H Ovenden 93, L Molyneux 33	def	St George 170 L Molyneux 3/35, C McKay 2/41, J Seward 2/42	Manly Oval
4	3 rd Jan 18	Northern District 8/190 J Hobson 2/15	def	Manly-Warringah 160 J Osborne 77, M Dignam 27	Mark Taylor Oval
5	4 th Jan 18	Manly-Warringah 149 M Dignam 28, B Mendel 27	def	UNSW 72 K Davies 3/10, L Molyneux 3/11, J Hobson 3/12	Manly Oval
6	9 th Jan 18	Manly-Warringah 9/153 L Molyneux 39*, A Bennett 31	def	Randwick Petersham 70 L Molyneux 3/17, A Bennett 2/5, J Seward 2/18	Manly Oval
7	11 th Jan 18	North Sydney 143 J Park 5/27	def by	Manly-Warringah 183 J Osborne 90, J Davies 36	Tunks Park
QF	21 st Jan 18	Manly-Warringah 8/203 H Ovenden, 77 J Davies 55, A Bennett 32	def	Bankstown 156 J Davies 4/33, L Molyneux 3/21, J Seward 2/23	LM Graham Reserve
SF	23 rd Jan 18	Gordon 129 L Morley 4/6, C McKay 2/16, J Davies 2/24	def by	Manly-Warringah 7/130 H Ovenden 35, B Mendel 27, J Davies 25	Killara Oval
GF	26 th Jan 18	Parramatta 6/167 J Hobson 3/26, J Park 2/30	def	Manly-Warringah 9/165 B Mendel 59, A Bennett 40	Merrylands Oval



Quest Events

Meet.
Learn.
Grow.

Quest Events is a fast-growing business information and networking event provider – producing timely and relevant conferences, exhibitions and training seminars for industry and government participants alike.

Through high-level networking and knowledge provision, our unique events are designed to inform and inspire you – helping you grow your business and progress your career.

WHATS UNIQUE ABOUT OUR CONFERENCES?



TOP SPEAKERS -

including C-level and other senior decision makers from the respective industries and companies



FOCUSED AUDIENCE -

senior industry experts attend our events to understand the opportunities and challenges of applying new strategies, methodologies and technologies to their industry



MIX OF RESPECTIVE INDUSTRIES & COMPANIES -

our events bring together industry experts and solution providers, with at least 50% from primary market



26 - 28 June 2018
Aerial UTS Function
Centre, Sydney |
Australia



23 - 25 July 2018
PARKROYAL Darling
Harbour | Sydney |
Australia



7 - 9 August 2018
PARKROYAL Darling
Harbour | Sydney |
Australia



21 - 23 August 2018
Sydney | Australia



5 - 7 September 2018
The Sydney Boulevard
Hotel, Sydney |
Australia



5 - 7 September 2018
Sydney | Australia



11 - 13 September 2018
Rydges World Square |
Sydney | Australia



16 - 18 October 2018
Melbourne | Australia

FOR PARTNERSHIP OPPORTUNITIES PLEASE CONTACT:

Aleks Zids | General Manager | Quest Events

+61 (0)2 9977 0565 | info@questevents.com.au | www.questevents.com.au

Brewer Shield Report

Position	Team	P	WO	W1	D	L1	LO	Wkts Lost	Runs For	Wkts Taken	Runs Agst	Points
10 th	Manly-Warringah	9	0	1	0	8	0	82	936	51	1607	11.1

Firstly, congratulations to Gordon Women's Cricket Club on winning the Brewer Shield competition for 2017-18.

A lot of work went on behind the scenes to get our first team into the Brewer Shield this year. We started without too many expectations. We knew from the strength of the junior Manly rep sides that the talent was there but they were very young in comparison to other teams so we didn't know how they would fare.

Being such a young side there was potential for them to be overwhelmed and collapse against more experienced players but they stuck to their guns against some strong opposition and were always competitive. Their enthusiasm and spirit were awesome and made it a real pleasure to coach a side that was so willing to learn and improve. And improve they did.

They just got better and better all year culminating in a round 8 win over the much older, Campbelltown-Camden who were leading the competition at that point.

I cannot thank our manager and assistant coach Ross Denny enough for his contribution to Manly women's cricket this year. There was a mountain of work off the field in the pre-season and throughout the season in managing our team and ensuring our smooth entry into this competition.

We were also lucky to have Todd Harper assist us with training at Grahams Reserve and some parents Bill McLerie, Scott Osborne and Chris O'Brien were able to help out when needed on the ball machines and on game day. Thank you also to Brendan James for carrying out the scoring duties and Shane Guyot for assisting Ross with some of the match day management tasks. Also thank you to Sharon Lacey for managing the girls playing and training gear and Karen Wilson leading the home game catering crew.

Robyn Medley is extremely calm under pressure. She was our leading run scorer and wicket taker and her 5 wickets against Campbelltown-Camden was a big part in that win. Robyn did a great job as captain this year and I think learnt a great deal about the game as she grew in confidence in that role.

Genevieve O'Brien was initially a bit unsure whether she would play Brewers this year but I am so glad she did. With more time at the crease her confidence grew and grew and she started to believe she was more than up to this level of competition. She is also a thinker about the game and part of the leadership group and gave valuable assistance to Robyn. GG bowls a good leg-spinner and regularly picked up wickets.

Natalie Guyot did a great job opening the batting. She has a solid defence and added a few more scoring shots to her repertoire over the season which resulted in a few higher scores. She shared half the keeping workload and provided a lot of positive energy on the field.

Hannah Woolf did the other half of the keeping and similarly provided great energy on the field. Although it wasn't until the 2nd last T20 match that she managed to get a start and show us her batting potential with an aggressive 31 retired.

Sienna James probably feels her results with the bat didn't meet her expectations after some good junior rep scores. She was unlucky at times and was run out 4 times. She will be better for the experience though and higher scores will come. Sienna swapped her out-swingers for off spinners and her control improved steadily through the season. Sienna gets some good revs on the ball and started to take more wickets as she was able to build pressure with that increased control.

Gemma Lacey started the season happy to bowl and not really wanting to bat but her confidence grew

greatly as the season progressed and started looking for opportunities higher up the order. Her fielding in particular showed great improvement and she took a couple of tough catches. Her bowling was generally consistent and with a slight adjustment to her front arm an extra yard of pace will result in more wickets.

Chloe Osborne had an up and down season. She had some good scores against some strong bowling sides. Her dominant 46 against Penrith was a highlight when wickets were tumbling around her. She sometimes bowled with great control but was hampered a bit by injury, which prevented her from getting the bowling workload required to achieve more consistent performances.

Amelia Sim was also a great improver. She is a great natural athlete and by the end of the season she was our most accurate bowler. She bowls with good pace and presents the seam well. Her batting continues to improve as well with limited opportunities.

Mia Waddington can bowl a quick outswinger and with more consistency could be one of the leading bowlers in the competition. She has a good range of scoring shots and runs well between wickets but sometimes struggled to get through the early part of the innings. She set the standard in the field throwing herself around and cutting off many runs.

Jasmin Wilson was a bit apprehensive about playing Brewers at first but her consistent outswingers troubled batters at times and an extra yard of pace will result in more wickets. Her confidence grew greatly with the bat as well.

Jessica Mulcahy came into the team mid-season and opposing teams found her tough to dismiss as she went on to average almost 50 with the bat. The highlight being her 48 to set a defendable total in our win over Campbelltown-Camden. Her bowling was also consistent and it was only her rep soccer commitments towards the end of the season which prevented her from adding to those numbers.

Kate Charteris and **Alicia Humphrey** played three and one games respectively early in the season before moving overseas. We also had **Kate Salmon**, **Mia Nel**, **Chelsea McLerie** and **Breanna Henry** training with the squad. These girls all fitted into the team seamlessly and each made valuable contributions when they took to the field towards the end of the season.

Lastly, a special thank you to the players. Your energy and enthusiasm make it very enjoyable to coach and your improvements this year have been amazing. Looking forward now to what next season will bring.

Simon Waddington



Brewer Shield Batting Statistics

Position	Name	Matches	Inn	N/O	100s	50s	HS	Runs	Avg	Ct/St
1	Genevieve O'Brien	9	9	1	0	0	40	137	17.13	1
2	Chloe Osborne	9	9	0	0	0	46	130	14.44	0
3	Robyn Medley	9	9	1	0	0	37	124	15.50	2
4	Jessica Mulcahy	3	3	1	0	0	48*	73	36.50	0
5	Natalie Guyot	9	9	0	0	0	15	62	6.89	1
6	Mia Waddington	9	9	0	0	0	13	53	5.89	1
7	Sienna James	9	9	0	0	0	13	39	4.33	0
8	Gemma Lacey	8	7	4	0	0	8*	30	10.00	3
9	Kate Charteris	3	3	0	0	0	14	18	6.00	0
10	Amelia Sim	9	7	0	0	0	6	14	2.00	0
11	Hannah Woolf	9	7	1	0	0	6*	14	2.33	0/2
12	Mia Nel	2	1	0	0	0	10	10	10.00	0
13	Kate Salmon	2	2	0	0	0	6	10	5.00	0
14	Alicia Humphrey	1	1	0	0	0	6	6	6.00	0
15	Jasmin Wilson	9	7	2	0	0	1*	2	0.40	1

Brewer Shield Bowling Statistics

Position	Name	Matches	Overs	Mdns	Runs	Wkts	Avg	5 WI	BB
1	Robyn Medley	9	43.1	5	140	11	12.73	1	5 for 12
2	Genevieve O'Brien	9	50	5	224	8	28.00	0	2 for 11
3	Sienna James	9	34.2	4	167	6	27.83	0	3 for 29
4	Mia Waddington	9	34.4	0	198	5	39.60	0	2 for 20
5	Chloe Osborne	9	21.4	1	120	4	30.00	0	1 for 10
6	Gemma Lacey	8	29	4	123	4	30.75	0	2 for 19
7	Amelia Sim	9	36	4	142	3	47.33	0	1 for 13
8	Hannah Woolf	9	3.5	0	28	2	14.00	0	2 for 28
9	Jasmin Wilson	9	33	2	151	2	75.50	0	1 for 7
10	Jessica Mulcahy	3	10	0	50	1	50.00	0	1 for 17
11	Chelsea McLerie	1	5	0	15	0	N/A	0	0 for 15
12	Alicia Humphrey	1	4	0	20	0	N/A	0	0 for 20
13	Breanna Henry	1	4	0	20	0	N/A	0	0 for 20
14	Mia Nel	2	6	0	35	0	N/A	0	0 for 11
15	Kate Salmon	2	6	0	43	0	N/A	0	0 for 32
16	Kate Charteris	3	7	0	47	0	N/A	0	0 for 15



Brewer Shield Match Results

RND	Dates	Scores	Result	Scores	Venue
1	26 th Nov 17	Universities 6/147 G Lacey 2/19	def	Manly-Warringah 117 G O'Brien 32	McKay Oval
2	3 rd Dec 17	Manly-Warringah 111 G O'Brien 28*	def by	St George-Sutherland 124 G O'Brien 2/11	Manly Oval
3	10 th Dec 17	Manly-Warringah 101	def by	Sydney 2/192	Manly Oval
4	17 th Dec 17	Manly-Warringah 51	def by	Bankstown 2/261	Manly Oval
5	21 st Jan 18	Manly-Warringah 100 C Osborne 46	def by	Penrith 6/181 G O'Brien 2/20, R Medley 2/20	Weldon Oval
6	28 th Jan 18	Parramatta 7/170 M Waddington 2/20, G O'Brien 2/25	def	Manly-Warringah 6/129 G O'Brien 40, R Medley 37	Castlewood Oval
7	4 th Feb 18	Manly-Warringah 41	def by	Gordon 3/143	LM Graham Reserve
8	11 th Feb 18	Campbelltown-Camden 163 R Medley 5/12	def by	Manly-Warringah 6/164 J Mulcahy 48*	Raby Oval #3
9	18 th Feb 18	Northern District 5/226 S James 3/29 H Woolf 2/28	def	Manly-Warringah 122 R Medley 25*	Storey Park



2017/18 Consolidated Statistics

Player	M	Inn	NO	100s	50s	HS	Runs	Ave	CT/ST	O	M	R	W	Avg	5W	BB
Will Akhurst	19	18	1	0	1	61	262	15.41	1	8	2	27	0	N/A	0	0 for 0
Matthew Alexander	12	10	4	0	0	37*	133	22.17	1	93	14	376	15	25.07	0	4 for 25
Sam Alexander	16	10	4	0	0	8*	38	6.33	1	229.1	56	608	37	16.43	2	5 for 11
Glyn Archer	18	8	4	0	0	19*	40	10.00	7	218	35	627	45	13.93	2	6 for 33
Javed Badyari	10	8	3	0	0	40*	100	20.00	0	46.2	7	163	10	16.30	0	2 for 14
Alexander Bain	18	13	4	0	0	39	151	16.78	0	183.2	34	464	31	14.97	0	4 for 15
Aiden Bariol	18	16	3	0	4	84	447	34.38	39/3	0	0	0	0	N/A	0	0 for 0
Ahillen Beadle	17	16	1	0	2	63	389	25.93	8	60.2	2	310	11	28.18	0	4 for 70
Taylor Beatty	12	8	5	0	0	28	95	31.67	2	84	17	357	16	22.31	0	4 for 20
Aidan Bennett	17	15	2	0	0	42*	195	15.00	1	74.4	12	215	8	26.88	0	2 for 8
Ryan Bishop-Perrett	15	10	3	0	0	19*	68	9.71	1	174.5	40	517	25	20.68	1	5 for 56
Jordan Brewster	16	13	2	0	0	32	139	12.64	4	109.3	11	395	17	23.24	0	3 for 41
Matthew Brewster	18	18	1	0	1	56	354	20.82	24/1	0	0	0	0	N/A	0	0 for 0
Maxwell Burgess	1	1	1	0	0	0*	0	N/A	0	0	0	0	0	N/A	0	0 for 0
Jake Carden	20	15	5	0	1	64	276	27.60	9	177	46	512	28	18.29	0	4 for 19
Kate Charteris	3	3	0	0	0	14	18	6.00	0	7	0	47	0	N/A	0	0 for 15
Nick Cohen	18	21	2	1	1	102	445	23.42	9	1	0	4	1	4.00	0	1 for 4
Michael Counsell	18	7	1	0	0	14*	37	6.17	1	215.3	51	529	43	12.30	1	7 for 48
James Crombie	17	15	0	0	1	52	242	16.13	2	95	18	276	15	18.40	0	4 for 27
Adam Crosthwaite	20	20	1	2	5	133	761	40.05	12	1	0	7	0	N/A	0	0 for 7
James Crosthwaite	20	20	1	2	3	141	759	39.95	11	1	1	0	0	N/A	0	0 for 0
Jordan Daly	10	7	0	2	0	105	317	45.29	0	0	0	0	0	N/A	0	0 for 0
Billy D'Arcy	14	15	0	0	1	50	198	13.20	1	0	0	0	0	N/A	0	0 for 0
Joel Davies	13	15	3	1	2	101*	436	36.33	2	53	11	143	5	28.60	0	2 for 28
Kai Davies	1	1	0	0	0	12	12	12.00	0	0	0	0	0	N/A	0	0 for 0
Ollie Davies	15	14	2	2	1	167	636	53.00	5	4	0	11	2	5.50	0	2 for 6
Mark Dignam	2	2	0	0	0	10	12	6.00	1	0	0	0	0	N/A	0	0 for 0
Luke Edgell	1	1	0	0	0	18	18	18.00	0	6	1	17	2	8.50	0	2 for 17
Jack Edwards	12	11	2	0	2	71*	202	22.44	10	38	4	210	6	35.00	0	2 for 22
Mickey Edwards	5	1	0	0	0	1	1	1.00	2	64	11	179	7	25.57	0	2 for 17
Warren Evans	3	3	1	0	0	24	43	21.50	0	18	2	49	1	49.00	0	1 for 35
Ben Falconer	17	12	6	0	0	40	113	18.83	2	142.4	23	412	27	15.26	0	3 for 10
Ryan Farrell	20	18	3	1	1	147	438	29.20	13	103.2	7	388	19	20.42	2	5 for 32
Joel Foster	14	13	2	0	1	64	173	15.73	3	166.3	16	696	38	18.32	2	8 for 23
Luca Franks	12	9	1	0	0	25*	85	10.63	3	21	2	71	1	71.00	0	1 for 30
Sam Gainsford	16	14	0	0	2	90	312	22.29	5	102	23	260	10	26.00	0	4 for 38
Jacob Graham	17	13	4	0	0	28	134	14.89	2	152	34	377	31	12.16	2	6 for 20
Joseph Graham	17	13	6	0	0	35*	136	19.43	5	255.4	55	871	28	31.11	1	5 for 62
Chris Green	15	14	2	0	5	71	501	41.75	10	189.1	42	643	26	24.73	2	7 for 64
Adam Gummer	13	16	1	1	3	112	496	33.07	1	7	3	20	0	N/A	0	0 for 0
Natalie Guyot	13	12	0	0	0	15	80	6.67	1	0	0	0	0	N/A	0	0 for 0
Breanna Henry	3	2	0	0	0	3	3	1.50	0	7	0	48	0	N/A	0	0 for 13
Andrew Hicks	14	11	1	0	0	42	110	11.00	3	116.2	20	372	16	23.25	0	3 for 14
Jack Hobson	2	2	2	0	0	4*	4	N/A	0	21	4	76	4	19.00	0	3 for 25

Player	M	Inn	NO	100s	50s	HS	Runs	Ave	CT/ST	O	M	R	W	Avg	5W	BB
Samuel Hole	15	15	1	0	2	70*	333	23.79	1	13.5	0	49	4	12.25	0	3 for 36
Alicia Humphrey	1	1	0	0	0	6	6	6.00	0	4	0	20	0	N/A	0	0 for 20
Geoff Isaacs	8	7	0	0	2	82	214	30.57	3	0	0	0	0	N/A	0	0 for 0
Sienna James	13	13	0	0	0	13	48	3.69	0	34.2	4	167	6	27.83	0	3 for 29
Andrew Jamieson	15	12	3	0	0	40	95	10.56	2	158.3	36	464	36	12.89	2	6 for 52
Sam Jones	1	0	0	0	0	0	0	N/A	1	4	2	10	0	N/A	0	0 for 10
Thomas Kaye	21	18	3	2	0	102*	525	35.00	6	144.3	40	426	26	16.38	0	4 for 9
Gemma Lacey	12	9	4	0	0	8*	32	6.40	3	38	4	177	5	35.40	0	2 for 19
Jay Lenton	18	16	1	1	2	113	408	27.20	39/3	0	0	0	0	N/A	0	0 for 0
Oscar Lucius	9	8	0	0	0	49	92	11.50	4	0	0	0	0	N/A	0	0 for 0
Dylan Marshall	15	12	2	0	1	57*	160	16.00	4	165.3	34	463	32	14.47	2	5 for 25
Callum McKay	3	3	0	0	0	10	13	4.33	0	13	3	55	1	55.00	0	1 for 30
Daniel McKenna	4	3	0	0	0	17	27	9.00	1	27	2	95	7	13.57	0	4 for 62
Nick McLachlan	19	14	5	0	0	29	163	18.11	3	200.1	23	824	27	30.52	1	5 for 20
Chelsea McLerie	4	2	0	0	0	7	8	4.00	0	11	0	47	0	N/A	0	0 for 5
Robyn Medley	13	13	3	0	0	37	185	18.50	2	53.1	8	161	15	10.73	1	5 for 12
Brynn Mendel	18	22	4	0	3	76	499	27.72	18/3	0	0	0	0	N/A	0	0 for 0
Cameron Merchant	20	16	2	2	1	112*	511	36.50	6	1	1	0	0	N/A	0	0 for 0
Lachlan Molyneux	9	6	0	0	0	20	56	9.33	0	24	1	99	3	33.00	0	1 for 26
Luke Morley	2	2	1	0	0	9	10	10.00	0	10	1	0	43	N/A	0	0 for 17
Jessica Mulcahy	5	5	3	0	0	48*	99	49.50	0	14	0	69	2	34.50	0	1 for 8
Mia Nel	3	2	1	0	0	10	18	18.00	0	8	0	41	0	N/A	0	0 for 6
Jarrad Ninness	13	6	1	0	0	11	27	5.40	1	129.4	23	415	22	18.86	1	6 for 24
Genevieve O'Brien	11	11	1	0	0	40	171	17.10	1	54	6	240	10	24.00	0	2 for 11
Stephen O'Keefe	1	1	0	0	0	7	7	7.00	0	23	6	55	1	55.00	0	1 for 55
Chloe Osborne	13	13	0	0	0	46	134	10.31	0	26.4	1	157	6	26.17	0	1 for 2
Jake Osborne	1	1	0	0	0	12	12	12.00	0	4	0	19	1	19.00	0	1 for 19
Jacob O'Sullivan	15	17	3	0	2	93	388	27.71	2	32	4	111	6	18.50	0	2 for 19
William Outred	2	2	0	0	0	45	60	30.00	0	3	0	16	0	N/A	0	0 for 16
Hilton Ovenden	3	3	0	0	0	41	66	22.00	0	0	0	0	0	N/A	0	0 for 0
Jack Pickering	13	13	2	2	1	128	474	43.09	0	1	0	14	0	N/A	0	0 for 14
Jarrold Rawlings	15	15	0	0	1	62	341	22.73	10	0	0	0	0	N/A	0	0 for 0
Jack Ritchie	18	20	2	0	3	82	472	26.22	11	13.2	1	57	2	28.50	0	1 for 20
Kate Salmon	4	4	1	0	0	6	15	5.00	1	10	0	55	1	55.00	0	1 for 4
Josh Seward	4	3	1	0	0	10*	22	11.00	3	29.4	4	115	6	19.17	0	3 for 25
Amelia Sim	13	10	1	0	0	6	21	2.33	0	45	4	170	7	24.29	0	3 for 6
Andrew Somerville	1	0	0	0	0	0	0	N/A	0	10	3	25	2	12.50	0	2 for 25
Ross Trewartha	6	7	0	0	2	78	221	31.57	1	0	0	0	0	N/A	0	0 for 0
Zach Trewartha	18	17	2	0	3	92*	435	29.00	4	15	1	74	1	74.00	0	1 for 11
Arshdeep Viridi	16	17	6	0	6	79*	590	53.64	8	21.4	3	86	5	17.20	0	2 for 24
Michael Visser	18	6	3	0	0	7*	17	5.67	5	243	42	904	32	28.25	0	4 for 58
Isaiah Vumbaca	12	11	1	0	0	39	163	16.30	2	127.2	22	401	16	25.06	0	4 for 51
Roy Vumbaca	1	1	0	0	0	1	1	1.00	0	0	0	0	0	N/A	0	0 for 0
Mia Waddington	13	12	1	0	0	22	82	7.45	1	39.4	0	217	5	43.40	0	2 for 20
Jarrold Walter	13	16	2	0	2	60	423	30.21	3	2	1	1	0	N/A	0	0 for 1
Ben Watts	8	6	2	0	0	16	24	6.00	0	87	15	258	16	16.13	1	6 for 96

Player	M	Inn	NO	100s	50s	HS	Runs	Ave	CT/ST	O	M	R	W	Avg	5W	BB
Sam Webber	16	15	3	1	2	100*	414	34.50	8/2	0	0	0	0	N/A	0	0 for 0
Logan Weston	17	17	0	3	3	206	799	47.00	13	3	0	14	0	N/A	0	0 for 1
Dom Wheeler	17	18	4	2	2	157*	574	41.00	5	0	0	0	0	N/A	0	0 for 0
Matty White	9	4	3	0	0	10*	16	16.00	1	95	22	308	10	30.80	0	3 for 41
Joshua Wigney	15	11	4	0	0	4*	9	1.29	0	130.1	19	366	21	17.43	1	5 for 24
Brad Wilson	19	15	3	0	0	21	109	9.08	1	235.3	68	533	41	13.00	2	5 for 12
Jasmin Wilson	13	8	3	0	0	3*	5	1.00	2	42	2	193	5	38.60	0	2 for 12
Will Wolter	4	4	0	0	1	52	60	15.00	0	0	0	0	0	N/A	0	0 for 0
Hannah Woolf	13	10	2	0	0	31*	56	7.00	1/2	3.5	0	28	2	14.00	0	2 for 28

Note: Stats include all 1st Grade one day and T20 matches, but do not include PG's or Green Shield stats.



Club Records 1878 - 2018

FIRST GRADE

Category	Name	Record	Year
Highest Individual Score	M Phelps	233*	1999-00
Highest Season Aggregate	A Crosthwaite	1,225	2014-15
Highest Season Average	J Burke	80.75	1947-48
Most Wickets in a Season	J Randall	78	1909-10
Best Bowling Average	J Burke	6.13	1952-53
Best Bowling Figures	J.M Gregory	9 for 24	1923-24
Most Dismissal by a Wicketkeeper	M Atkinson	56 (52ct/4st)	2005-06

SECOND GRADE

Category	Name	Record	Year
Highest Individual Score	C A Glasscock	261	2001-02
Highest Season Aggregate	D Gee	843	1904-05
Highest Season Average	A Lowe	86.70	2012-13
Most Wickets in a Season	J Randall	88	1904-05
Best Bowling Average	R Walton	6.54	1972-73
Best Bowling Figures	R Bennett	9 for 30	1948-49
Most Dismissal by a Wicketkeeper	A Dignan	45 (36ct/9st)	1996-97

THIRD GRADE

Category	Name	Record	Year
Highest Individual Score	B Clemow	287*	1992-93
Highest Season Aggregate	G Lowe	973	1930-31
Highest Season Average	R Farnell	84.33	1920-21
Most Wickets in a Season	F Brand	79	1922-23
Best Bowling Average	F Lawler	5.81	1899-00
Best Bowling Figures	F Ames	10 for 33	1920-21
Most Dismissal by a Wicketkeeper	B Bilton	38 (34ct/4st)	1986-87
	R Holmes	38 (32ct/6st)	1979-80

FOURTH GRADE

Category	Name	Record	Year
Highest Individual Score	J Gurd	202	1953-54
Highest Season Aggregate	R Hamman	672	2013-14
Highest Season Average	D Patterson	62.80	1982-83
Most Wickets in a Season	W Bassett	97	1936-37
Best Bowling Average	G Tucker	5.53	1991-92
Best Bowling Figures	G Blades	10 for 27	1959-60
Most Dismissal by a Wicketkeeper	J Petersen	38 (37ct/1st)	2013-14

FIFTH GRADE

Category	Name	Record	Year
Highest Individual Score	L Anderson	201	2011-12
Highest Season Aggregate	J Stewart	694	1981-82
Highest Season Average	D Wheeler	110.25	2017-18
Most Wickets in a Season	J Maher	55	1981-82
Best Bowling Average	S Hole	7.20	2011-12
Best Bowling Figures	M Youell	9 for 37	1995-96
Most Dismissal by a Wicketkeeper	S Webber	35 (27ct/8st)	2009-10

POIDEVIN-GRAY SHIELD

Category	Name	Record	Year
Highest Individual Score	T Parsonage	178	1930-31
Highest Season Aggregate	W Athey	465	1977-78
Highest Season Average	I Howell	198.00	1965-66
Most Wickets in a Season	P Philpott	38	1950-51
Best Bowling Average	G Juul	5.80	1995-96
Best Bowling Figures	P Proudfoot	10 for 88	1953-54
Most Dismissal by a Wicketkeeper	A Lowe	16 (13ct/3st)	2012-13

Please Note: PG's Keeper dismissals stats have only been completed back to 1977-78.

AW GREEN SHIELD

Category	Name	Record	Year
Highest Individual Score	B Shoebridge	169	1988-89
Highest Season Aggregate	J Walter	445	2006-07
Highest Season Average	C Merchant	219.00	1999-00
Most Wickets in a Season	J Barnes	41	1956-57
Best Bowling Average	D Hanlin	5.68	1944-45
Best Bowling Figures	G Blades	10 for 14	1959-60
Most Dismissal by a Wicketkeeper	S Webber	24 (10ct/14st)	2009-10

BREWER SHIELD

Category	Name	Record	Year
Highest Individual Score	J Mulcahy	48*	2017-2018
Highest Season Aggregate	G O'Brien	137	2017-2018
Highest Season Average	G O'Brien	17.13	2017-2018
Most Wickets in a Season	R Medley	11	2017-2018
Best Bowling Average	R Medley	12.73	2017-2018
Best Bowling Figures	R Medley	5 for 12	2017-2018
Most Dismissal by a Wicketkeeper	N Guyot	1 (1ct)	2017-2018



Club Record Partnerships

1ST GRADE

WICKET	RUNS	BATSMEN & THEIR SCORES	OPPONENT	SEASON
1 ST	271	R Fry (159) & G Bush (125)	North Sydney	1990-91
2 ND	319	M Bevan (227) & R Fry (114)	Balmain	1997-98
3 RD	301	T Cruickshank (175) & C Merchant (125)	Sydney University	2006-07
4 TH	231*	M Bevan (152*) & S Bradstreet (107*)	Sutherland	1995-96
5 TH	221	M Phelps (196) & M Faraday (95)	Sutherland	2001-02
6 TH	208	B Adrian (123) & J Gwynne (82)	Mosman	1945-46
7 TH	188	Jack Ritchie (128) & Aidan Baker (62)	Northern Districts	2012-13
8 TH	186*	L Gwynne (147*) & R Freeman (94*)	St George	1924-25
9 TH	127	W Rogers (70) & R Bubb (61)	Northern District	1925-26
10 TH	105	C Harris (65) & G Dunlop (55*)	North Sydney	1925-26

2ND GRADE

WICKET	RUNS	BATSMEN & THEIR SCORES	OPPONENT	SEASON
1 ST	219	A Turner (137) & N Travers (81)	Glebe	1963-64
2 ND	239	I Howell (114) & S Mesite (107)	Sutherland	1976-77
3 RD	195	C A Glasscock (261) & P Brenner (89)	Sutherland	2001-02
4 TH	236	L Weston (206) & T Kaye (102*)	St George	2017-18
5 TH	177*	D Felton (101*) & J Stewart (75*)	Mosman	1972-73
6 TH	223	C A Glasscock (261) & R Fry (87)	Sutherland	2001-02
7 TH	196	K Pitcher (119*) & G Boyer (108)	Hawkesbury	1989-90
8 TH	189	G Evans (135) & G Boyer (84*)	Mosman	1994-95
9 TH	137	T Beatty (98) & L Diserens (43)	Gordon	2013-14
10 TH	101	D Ogilvy (67*) & J Ferguson (34)	Glebe	1904-05

3RD GRADE

WICKET	RUNS	BATSMEN & THEIR SCORES	OPPONENT	SEASON
1 ST	232	A Baker (170*) & J Cox (100)	University of NSW	2007-08
2 ND	176	A Gummer (115*) & M Cole (66*)	North Sydney	2014-15
3 RD	266	R Parker (158) & R Hamman (143)	North Sydney	2006-07
4 TH	222	G Juul (134*) & J Castrisos (119)	Mosman	2002-03
5 TH	190*	B Clemow (287*) & P Procopis (48*)	Bankstown	1992-93
6 TH	142	D Stevenson (116) & J Castrisos (90)	Balmain	2001-02
7 TH	120	G Beard (88) & P Stabback (30)	Waverley	1968-69
8 TH	133*	B Clemow (71*) & J Warn (58*)	University of NSW	2002-03
9 TH	223	C Woods (135) & A Freeman (112*)	St George	1899-1900
10 TH	91	C Hughes (69*) & G Holmes (18)	Campbelltown	1988-89

4TH GRADE

WICKET	RUNS	BATSMEN & THEIR SCORES	OPPONENT	SEASON
1 ST	273	B D'Arcy (114*) & L Edgell (152)	Campbelltown-Camden	2015-16
2 ND	173	S Hole (117) & W Wolter (68)	Gordon	2015-16
3 RD	158	J Cox (95) & C M Glasscock (73)	Balmain	2002-03
4 TH	225	J Baker (151) & A Baker (123)	Sydney University	2006-07
5 TH	173	A Ward (114) & G Hill (71*)	Petersham	1973-74
6 TH	260	A Parkinson (141) & C Mueller (128)	Hawkesbury	2001-02
7 TH	142	W Evans (132) & M Ferguson (58)	Randwick-Petersham	2007-08
8 TH	151	S Waddington (130*) & S Griffiths (68)	Bankstown	2004-05

WICKET	RUNS	BATSMEN & THEIR SCORES	OPPONENT	SEASON
9 TH	114*	J Pitt (67*) & W Hawkins (50*)	North Sydney	1935-36
10 TH	85	R Woodford (59) & B Murray (42)	North Sydney	1967-68

5th GRADE

WICKET	RUNS	BATSMEN & THEIR SCORES	OPPONENT	SEASON
1 ST	187	D Wheeler (167*) & B Mendel (76)	North Sydney	2017-18
2 ND	252	D Wheeler (117) & J Pickering (128)	Randwick-Petersham	2017-18
3 RD	166	J O'Sullivan (93) & G Isaacs (82)	Northern District	2017-18
4 TH	198	W Outred (100) & M Edwards (103)	Randwick-Petersham	2016-17
5 TH	130	R Trewartha (121) & J Garay (43)	Parramatta	2012-13
6 TH	120	M Butcher (96) & T Kaye (45)	Gordon	2010-11
7 TH	68	D Marshall (57*) & J Brewster (32)	Penrith	2017-18
8 TH	125	L Anderson (201) & D Farrell (50)	Eastern Suburbs	2008-09
9 TH	73	A Virdi (37) & J Boyer (36)	Campbelltown-Camden	2010-11
10 TH	80	R Trewartha (156*) & B Wilson (35)	Randwick-Petersham	2011-12

Please Note: 5th Grade partnership stats were only recorded from 2003-04 onwards.

Career Records of Current Players

Player	Inn	NO	100s	50s	HS	R	Avg	CT / ST	O	M	R	W	Avg	SWI	BB
Will Akhurst	42	3	0	2	61	598	15.33	11	104	16	353	15	23.53	0	4 for 47
Sam Alexander	69	33	0	0	21*	338	9.39	24	1094.4	205	3,562	193	18.46	12	6 for 68
Matthew Alexander	95	22	0	0	46	1,169	16.01	31	1,177.1	244	4,149	204	20.34	3	6 for 54
Glyn Archer	15	8	0	0	19*	89	12.71	12	338.2	55	1,005	70	14.36	3	6 for 33
Javed Badyari	94	18	1	5	106	1607	21.14	39	550.4	94	2,138	86	24.86	3	6 for 74
Alexander Bain	42	14	0	0	39	369	13.18	10	490.5	101	1,261	77	16.38	0	4 for 14
Aiden Bariol	63	7	1	8	144	1,316	23.50	121/13	0.00	0	0	0	N/A	0	N/A
Ahllen Beadle	112	17	5	22	157	3,675	38.68	38	1,003.5	156	3,696	164	22.54	3	5 for 11
Taylor Beatty	84	20	0	5	98	1,419	22.17	40	879.1	157	3,254	133	24.47	3	7 for 16
Aiden Bennett	15	2	0	0	42*	195	15.00	1	74.4	12	215	8	26.88	0	2 for 8
Ryan Bishop-Perrett	41	16	0	0	31	303	12.12	12	659.1	149	1,942	90	21.58	3	6 for 15
Matthew Brewster	29	1	1	2	113	606	21.64	31/2	0	0	0	0	N/A	0	N/A
Jordan Brewster	13	2	0	0	32	139	12.64	4	109.3	11	395	17	23.24	0	3 for 41
Max Burgess	136	21	1	8	117	2,214	19.25	52	667.3	116	2,038	99	20.59	4	7 for 83
Jake Carden	68	11	0	6	64	1,171	20.54	30	679.1	166	1,918	113	16.97	1	6 for 20
Kate Charteris	3	0	0	0	14	18	6.00	0	7	0	47	0	N/A	0	0 for 15
Nick Cohen	37	3	1	1	102	720	21.18	10	11	0	35	5	7.00	0	4 for 24
Michael Counsell	11	2	0	0	26	92	10.22	7	356	74	1,012	58	17.45	3	7 for 48
James Crombie	51	5	0	4	57	760	16.52	25	205.2	33	625	33	18.94	0	4 for 27
James Crosthwaite	55	2	7	8	195	2,221	41.91	25/4	2	1	2	1	2.00	0	1 for 2
Adam Crosthwaite	172	10	15	39	201*	6,696	41.33	176/13	3	0	20	0	0.00	0	0 for 3
Jordan Daly	102	19	4	9	150	2,528	30.46	72/1	14	2	62	1	62.00	0	1 for 27
Billy D'Arcy	105	6	4	16	120	2,500	25.25	18/1	1	0	10	0	0.00	0	0 for 10
Ollie Davies	30	5	3	2	167	1,057	42.28	15	38	7	127	5	25.40	0	2 for 6
Joel Davies	15	3	1	2	101*	436	36.33	2	53	11	143	5	28.60	0	2 for 28
Kai Davies	1	0	0	0	12	12	12.00	0	0	0	0	0	N/A	0	N/A
Mark Dignam	2	0	0	0	10	12	6.00	1	0	0	0	0	N/A	0	N/A
Luke Edgell	204	27	4	20	152	4,622	26.11	50	1,101	224	3,594	149	24.12	1	5 for 25
Jack Edwards	45	4	0	9	71	1,019	24.85	27	244	56	819	30	27.30	0	3 for 17
Mickey Edwards	53	23	1	1	103*	448	14.93	21	868	140	2,798	120	23.32	1	5 for 19
Warren Evans	372	67	1	19	132	5,397	17.70	104/2	5,569.5	1,488	15,060	770	19.56	26	8 for 39
Ben Falconer	67	20	0	0	40	387	8.23	18	751.2	192	2,292	127	18.05	1	6 for 36
Ryan Farrell	115	16	3	8	147	2,303	23.26	56	757.5	87	2,834	111	25.53	4	5 for 22
Joel Foster	13	2	0	1	64	173	15.73	3	166.3	16	696	38	18.32	2	8 for 23
Luca Franks	9	1	0	0	25*	85	10.63	3	21	2	71	1	71	0	1 for 30
Sam Gainsford	98	12	0	7	90	1,715	19.94	34	765	144	2,279	90	25.32	1	5 for 23
Joseph Graham	62	10	0	3	89	900	17.31	27	800.2	143	2,852	122	23.38	5	7 for 148
Jacob Graham	99	18	0	2	76	1,307	16.14	27	831.3	187	2,266	142	15.96	4	6 for 20
Chris Green	14	2	0	5	71	501	41.75	10	189.1	42	643	26	24.73	2	7 for 64
Adam Gummer	163	16	5	12	115	3,473	23.63	71/2	319	63	986	49	20.12	0	4 for 28

Player	Inn	NO	100s	50s	HS	R	Avg	CT / ST	O	M	R	W	Avg	5WI	BB
Natalie Guyot	12	0	0	0	15	80	6.67	1	0	0	0	0	N/A	0	N/A
Breanna Henry	2	0	0	0	3	3	1.50	0	7	0	48	0	N/A	0	0 for 13
Andrew Hicks	11	1	0	0	42	110	11.00	3	116.2	20	372	16	23.25	0	3 for 14
Jack Hobson	2	2	0	0	4*	4	N/A	0	21	4	76	4	19.00	0	3 for 25
Sam Hole	101	8	2	12	118*	2,002	21.53	28	298.1	53	1,029	56	18.38	1	6 for 28
Alicia Humphrey	1	0	0	0	6	6	6.00	0	4	0	20	0	N/A	0	0 for 20
Geoff Isaacs	47	2	1	2	102*	929	20.64	10	59.2	6	245	13	18.85	0	3 for 28
Sienna James	13	0	0	0	13	48	3.69	0	34.2	4	167	6	27.83	0	3 for 29
Andrew Jamieson	20	4	0	0	40	130	8.13	5	259.2	70	708	49	14.45	2	6 for 52
Sam Jones	0	0	0	0	N/A	0	N/A	1	4	2	10	0	N/A	0	0 for 10
Thomas Kaye	122	15	4	14	140*	2,979	27.84	31	409.1	87	1,316	71	18.54	1	5 for 39
Gemma Lacey	9	4	0	0	8*	32	6.40	3	38	4	177	5	35.40	0	2 for 19
Jay Lenton	73	17	7	13	125	2,515	44.91	89/15	0.0	0	0	0	N/A	0	N/A
Oscar Lucius	8	0	0	0	49	92	11.50	4	0.0	0	0	0	N/A	0	N/A
Dylan Marshall	112	41	0	1	57*	842	11.86	34	1,578	342	5,095	238	21.41	6	5 for 25
Callum McKay	3	0	0	0	10	13	4.33	0	13	3	55	1	55.00	0	1 for 30
Daniel McKenna	26	4	1	1	100*	411	18.68	7	300.2	52	969	47	20.62	1	5 for 25
Nick McLachlan	116	49	0	0	32	818	12.21	37	1,949.4	347	6,709	313	21.43	11	7 for 37
Chelsea McLerie	2	0	0	0	7	8	4.00	0	11	0	47	0	N/A	0	0 for 5
Robyn Medley	13	3	0	0	37	185	18.50	2	53.1	8	161	15	10.73	1	5 for 12
Brynn Mendel	23	4	0	3	76	500	26.32	18/3	0.0	0	0	0	N/A	0	N/A
Cameron Merchant	208	31	14	29	146	6,177	34.90	63	109	14	431	25	17.24	0	4 for 3
Lachlan Molyneux	6	0	0	0	20	56	9.33	0	24	1	99	3	33.00	0	1 for 26
Luke Morley	2	1	0	0	9	10	10.00	0	10	1	43	0	N/A	0	0 for 17
Jessica Mulcahy	5	3	0	0	48*	99	49.50	0	14	0	69	2	34.50	0	1 for 8
Mia Nel	2	1	0	0	10	18	18.00	0	8	0	41	0	N/A	0	0 for 6
Jarrad Ninness	6	1	0	0	11	27	5.40	1	129.4	23	415	22	18.86	1	6 for 24
Genevieve O'Brien	11	1	0	0	40	171	17.10	1	54	6	240	10	24.00	0	2 for 11
Stephen O'Keefe	41	9	2	5	158	1,107	34.59	17	601.2	141	1,621	88	18.42	1	9 for 54
Chloe Osborne	13	0	0	0	46	134	10.31	0	26.4	1	157	6	26.17	0	1 for 2
Jake Osborne	3	0	0	0	23	44	14.67	0	6	0	34	1	34.00	0	1 for 19
Jacob O'Sullivan	33	3	0	3	93	628	20.93	5	102.7	21	331	13	25.46	0	3 for 15
William Outred	66	8	1	4	100*	1,183	20.40	20	521.2	70	1,915	80	23.94	2	7 for 20
Hilton Ovenden	3	0	0	0	41	66	22.00	0	0.0	0	0	0	N/A	0	N/A
Jack Pickering	49	5	2	6	128	1,205	27.39	18	15	2	64	0	N/A	0	0 for 7
Jarrold Rawlings	150	10	5	12	169*	3,667	26.19	54	7	1	35	0	N/A	0	0 for 8
Jack Ritchie	247	28	8	30	128	5,910	26.99	106	588.1	66	2,580	96	26.88	0	4 for 17
Kate Salmon	4	1	0	0	6	15	5.00	1	10	0	55	1	55.00	0	1 for 4
Josh Seward	3	1	0	0	10*	22	11.00	3	29.4	4	115	6	19.17	0	3 for 25
Amelia Sim	10	1	0	0	6	21	2.33	0	45	4	170	7	24.29	0	3 for 6
Andrew Somerville	0	0	0	0	N/A	0	N/A	0	10	3	25	2	12.50	0	2 for 25
Ross Trewartha	109	12	5	13	156*	3,242	33.42	34	36	4	156	6	26.00	0	3 for 43

Player	Inn	NO	100s	50s	HS	R	Avg	CT / ST	O	M	R	W	Avg	5WI	BB
Zach Trewartha	94	9	1	7	102*	1,788	21.04	25	484.5	88	1,562	67	23.31	1	5 for 8
Arsheep Virdi	100	26	0	10	79*	1,869	25.26	50	613.1	107	2,178	102	21.35	2	6 for 20
Michael Visser	114	32	0	2	87	1,048	12.78	37	2,105.2	454	6,845	323	21.19	8	8 for 44
Isaiah Vumbaca	52	13	0	3	86*	970	24.87	13	498.3	74	1,708	70	24.40	0	4 for 46
Roy Vumbaca	1	0	0	0	1	1	1.00	0	0	0	0	N/A	0	N/A	0
Mia Waddington	12	1	0	0	22	82	7.45	1	39.4	0	217	5	43.40	0	2 for 20
Jarrold Walter	117	12	1	10	116	2,484	23.66	33	121	14	448	18	24.89	1	5 for 33
Ben Watts	8	4	0	0	16	36	9.00	1	181	41	504	29	17.38	3	6 for 96
Sam Webber	126	24	1	9	100*	2,210	21.67	183/30	5	0	27	5	5.40	1	5 for 27
Logan Weston	115	11	7	13	206	3,235	31.11	60	69.2	7	316	6	52.67	0	2 for 3
Dom Wheeler	33	6	2	5	157*	939	34.78	22/4	0.0	0	0	0	N/A	0	N/A
Matty White	18	8	0	0	19	71	7.10	10	408.3	58	1,635	61	26.80	0	4 for 23
Joshua Wigney	45	24	0	0	10*	109	5.19	10	667.1	126	1,925	100	19.25	3	5 for 24
Brad Wilson	55	20	0	0	42*	494	14.11	15	736.5	173	2,061	121	17.03	5	6 for 35
Jasmin Wilson	8	3	0	0	3*	5	1.00	2	42	2	193	5	38.60	0	2 for 12
Will Wolter	32	0	0	9	95	832	26.09	7	0.0	0	0	0	N/A	0	N/A
Hannah Woolf	10	2	0	0	31*	56	7.00	½	3.5	0	28	2	14.00	0	2 for 28

Please Note: Above numbers include all 1st Grade One Day stats from 1992-93 onwards, as well as all T20 stats.



Players Who Have Scored Over 5,000 Grade Runs

Position	Name	Years	Innings	N/O	Runs	100s	50s	HS	Average
1	Tim Cruickshank	1997-2017	354	35	10,502	14	67	203	32.92
2	Eddie Robinson	1938-1966	395	34	9,343	5	55	137	25.88
3	Richard Fry	1982-2000	343	33	8,536	8	45	159	27.54
4	Bruce Cook	1929-1960	345	21	7,526	6	37	134	23.23
5	Terry Lee	1954-1977	254	39	7,504	15	37	127*	34.90
6	Jim Burke	1943-1974	227	58	7,404	14	42	165*	43.81
7	Greg Hill	1972-1996	335	41	7,238	8	29	134*	24.62
8	Bruce Adrian	1929-1964	411	55	7,193	4	28	146	20.21
9	Andrew Fraser	1978-2009	333	49	7,012	6	35	183	24.69
10	Adam Crosthwaite	2006-	172	10	6,696	15	39	201	41.33
11	Ian Howell	1965-1996	293	24	6,565	7	27	178*	24.41
12	Sam Mesite	1971-1992	313	22	6,546	7	30	127	22.49
13	Shawn Bradstreet	1988-2008	233	50	6,326	8	30	142	34.57
14	George Lowe	1906-1937	235	27	6,286	10	36	210*	30.22
15	Matthew Cranney	1992-2012	255	29	6,214	5	29	145	27.50
16	Cameron Merchant	1999-	208	31	6,177	14	29	146	34.90
17	Gary Flowers	1971-1995	311	22	6,134	2	29	123	21.22
18	Les Gwynne	1923-1945	241	21	6,029	9	19	175*	27.40
19	Ken Turner	1962-1984	316	33	5,994	1	26	100	21.18
20	Cliff Searle	1921-1943	377	34	5,957	1	7	110	17.37
21	Graeme Beard	1966-1986	228	31	5,939	9	28	187	30.15
22	Jim Stewart	1972-1992	245	37	5,914	4	32	153	28.43
23	Jack Ritchie	2003-	247	28	5,910	8	30	128	26.99
24	Dan Gee	1904-0924	204	4	5,904	9	24	165	29.52
25	Barry Rothwell	1952-1983	254	64	5,851	6	25	126	30.79
26	Paul Brenner	1990-2006	214	11	5,625	9	23	202*	27.71
27	Joel Mason	1995-2017	234	12	5,563	4	23	150	25.06
28	Vic Brown	1939-1957	244	7	5,559	3	25	136	23.46
29	Phil Marks	1979-1993	184	22	5,556	9	30	173*	34.30
30	Peter Philpott	1948-1970	210	35	5,535	6	33	154	31.63
31	Ken Pitcher	1976-1997	268	33	5,504	3	25	119*	23.42
32	Brian Clemow	1991-2004	167	9	5,477	11	29	287*	34.66
33	Craig Glasscock	1988-2006	207	33	5,428	6	26	261	31.20
34	Matthew Phelps	1996-2003	139	12	5,391	15	23	233*	42.45
35	Warren Evans	1986-	369	66	5,354	1	19	132	17.67
36	Don Frazer	1934-1954	303	28	5,349	4	22	104	19.45
37	Craig Little	1999-2014	232	32	5,298	7	25	122	26.49
38	David Ford	1984-2000	221	41	5,281	2	27	138	29.34
39	Tim Blank	1982-1997	216	38	5,217	2	30	137	29.31
40	Aidan Baker	2002-2017	171	14	5,000	6	29	172	31.85

Please Note: The above numbers include all 1st Grade One Day stats from 1992-93 onwards, as well as all T20 stats.

Players Who Have Taken Over 300 Grade Wickets

Position	Name	Years	Overs	Maidens	Runs	Wickets	Average
1	Jim Randall	1900-1935	3,495.6	293	15,188	851	17.85
2	Warren Evans	1986-	5,569.3	1,488	15,060	770	19.56
3	Ron Watkins	1942-1967	3,100.2	329	11,914	696	17.12
4	Brian Kinsey	1964-1992	3,241.2	721	9,648	669	14.42
5	Tom Spencer	1962-1978	3,860.2	771	12,343	634	19.47
6	Bruce Adrian	1929-1964	1,998.6	70	11,347	514	22.08
7	Jeff MacPherson	1969-1988	2,844.9	565	9,108	506	18.00
8	Peter Philpott	1948-1970	2,241.3	238	9,456	499	18.95
9	Mike Pawley	1957-1986	2,546.4	528	7,612	484	15.73
10	Eddie Robinson	1938-1966	2,627	270	10,382	483	21.49
11	Ken Nichol	1963-1977	2,256.1	292	8,964	445	20.14
12	Tom Brooks	1944-1965	2,237.3	229	9,100	438	20.78
13	Andrew Lindsay	1999-2012	2,531.6	515	8,036	434	18.52
14	Shawn Bradstreet	1988-2008	3,046.6	834	7,511	420	17.88
15	Morgan Youell	1990-2005	3,187.8	813	8,217	417	19.71
16	Gavin Fletcher	1979-1994	2,899.7	810	7,351	407	18.06
17	Glen Evans	1983-2002	3,295.2	779	10,328	394	26.21
18	Des Hartman	1969-1978	1,980.4	357	6,498	379	17.15
19	Richard Woodfield	1962-1974	1,783.3	346	5,560	365	15.23
20	Paul Stephenson	1967-1980	1,889	298	6,983	347	20.12
21	Charlie Hayman	1932-1946	1,202.6	94	5,648	337	16.76
22	Michael Visser	2005-	2105.2	454	6,845	323	21.19
23	Ian Macdonald	1967-1983	1,995.8	343	6,383	319	20.01
24	Ken Waterhouse	1950-1962	1,476.2	237	4,809	317	15.17
25	Craig Little	1999-2014	1,922	408	5,867	317	18.51
26	Nick McLachlan	2007-	1949.2	347	6,709	313	21.43
27	Shane Cleary	2001-2011	2,134.2	341	7,592	311	24.41
28	Rudi Burattini	1989-2001	2,317.4	500	6,352	305	20.83
29	Jamie Heath	1996-2004	1,981	446	5,602	300	18.67

Please Note: The above numbers include all 1st Grade One Day stats from 1992-93 onwards, as well as all T20 stats.



Best Performances Last 10 Years

FIRST GRADE

Category	Name	Record	Year
Highest Individual Score	B Davis	212	2010-2011
Highest Season Aggregate	A Crosthwaite	1,455	2014-2015
Highest Season Average	J Lenton	67.64	2015-2016
Most Wickets in a Season	N McLachlan	59	2014-2015
Best Bowling Average	J Munting	14.69	2010-2011
Best Bowling Figures	S O'Keefe	9 for 54	2016-2017
Most Dismissal by a Wicketkeeper	A Crosthwaite	40 (38ct/2st)	2010-2011
	I Wheeler	40 (36ct/4st)	2008-2009

SECOND GRADE

Category	Name	Record	Year
Highest Individual Score	L Weston	206	2017-2018
Highest Season Aggregate	L Weston	799	2017-2018
Highest Season Average	A Lowe	86.70	2012-2013
Most Wickets in a Season	C Boss	45	2008-2009
	M Visser	45	2014-2015
Best Bowling Average	A Jamieson	9.92	2017-2018
Best Bowling Figures	M Visser	8 for 44	2014-2015
Most Dismissal by a Wicketkeeper	S Webber	32 (30ct/2st)	2010-2011
	S Webber	32 (29ct/3st)	2014-2015

THIRD GRADE

Category	Name	Record	Year
Highest Individual Score	A Baker	170*	2007-2008
Highest Season Aggregate	C Little	594	2008-2009
Highest Season Average	J Rawlings	66.75	2014-2015
Most Wickets in a Season	C Little	41	2010-2011
Best Bowling Average	M Morris	8.38	2007-2008
Best Bowling Figures	T Beatty	7 for 16	2011-2012
Most Dismissal by a Wicketkeeper	A Bariol	28 (26ct/2st)	2015-2016

FOURTH GRADE

Category	Name	Record	Year
Highest Individual Score	L Edgell	152	2015-2016
Highest Season Aggregate	R Hamman	672	2013-2014
Highest Season Average	R Hamman	61.09	2013-2014
Most Wickets in a Season	W Evans	33	2013-2014
Best Bowling Average	V Rehaan	8.91	2008-2009
Best Bowling Figures	V Rehaan	8 for 17	2008-2009
Most Dismissal by a Wicketkeeper	J Petersen	38 (37ct/1st)	2013-2014

FIFTH GRADE

Category	Name	Record	Year
Highest Individual Score	L Anderson	201	2011-2012
Highest Season Aggregate	R Trewartha	618	2012-2013
Highest Season Average	D Wheeler	110.25	2017-2018
Most Wickets in a Season	D Farrell	34	2010-2011
Best Bowling Average	S Hole	7.20	2011-2012
Best Bowling Figures	M Burgess	7 for 83	2007-2008
Most Dismissal by a Wicketkeeper	S Webber	35 (27ct/8st)	2009-2010

POIDEVIN-GRAY SHIELD

Category	Name	Record	Year
Highest Individual Score	O Davies	163	2017-2018
Highest Season Aggregate	J Ritchie	327	2009-2010
Highest Season Average	J Ritchie	46.71	2009-2010
Most Wickets in a Season	L Grant	14	2012-2013
	M Mee	14	2009-2010
	J Carden	14	2017-2018
Best Bowling Average	J Carden	11.14	2017-2018
Best Bowling Figures	A Bain	5 for 14	2017-2018
Most Dismissal by a Wicketkeeper	A Lowe	16 (13ct/3st)	2012-2013

AW GREEN SHIELD

Category	Name	Record	Year
Highest Individual Score	O Davies	102*	2015-2016
Highest Season Aggregate	J Rawlings	305	2009-2010
Highest Season Average	A Bariol	49.33	2014-2015
Most Wickets in a Season	R Hodge	18	2009-2010
Best Bowling Average	M Levene	8.07	2011-2012
Best Bowling Figures	B Watts	5 for 8	2016-2017
Most Dismissal by a Wicketkeeper	S Webber	25 (11ct/14st)	2009-2010

BREWER SHIELD

Category	Name	Record	Year
Highest Individual Score	J Mulcahy	48*	2017-2018
Highest Season Aggregate	G O'Brien	137	2017-2018
Highest Season Average	G O'Brien	17.13	2017-2018
Most Wickets in a Season	R Medley	11	2017-2018
Best Bowling Average	R Medley	12.73	2017-2018
Best Bowling Figures	R Medley	5 for 12	2017-2018
Most Dismissal by a Wicketkeeper	N Guyot	1 (1ct)	2017-2018





Proudly supporting the

TravelSIM® Manly Warringah Waratahs



TravelSIM® are once again honoured to be the major sponsor of the Manly Warringah District Cricket Club.

We are proud of the history we share and look forward to continuing to support the club and the community.

Pick up an international roaming TravelSIM® for your next overseas adventure.



Great rates | Amazing customer service | Prepaid control