

# Manly Warringah District Cricket Club 2018/19

141<sup>st</sup> Annual Report and  
Balance Sheet



Proudly Sponsored by

**styleness**  
creating beautiful and functional spaces



# ENDLESS *days* AT HARBORD DIGGERS



RESTAURANTS | CAFÉ | BARS | ENTERTAINMENT

02 9938 1444 | 88 Evans Street Freshwater NSW 2096 | [harborddiggers.com.au](http://harborddiggers.com.au)





# styleness®

creating beautiful and functional spaces

## Property Styling



*Thank you*



[www.styleness.com.au](http://www.styleness.com.au)

## Table of Contents

Office Bearers .....	6
Life Members .....	6
Previous Administration .....	7
Non Playing Members .....	7
Board Member Attendance .....	8
Performance Last 15 Years .....	8
Premierships .....	9
Vale, Langdon Gould .....	10
Charity Partners .....	11
Club Sponsors .....	11
Player Sponsors.....	12
President's Report .....	16
Secretary's Report .....	18
International and First Class Representatives .....	21
Champagne Cricketers.....	22
2018/19 Major Award Winners.....	23
Representative Players 2018/19.....	24
Player Milestones and Records .....	25
Leading Batting Averages 2018/19 .....	26
Leading Bowling Averages 2018/19 .....	26
Club Coaches Report.....	27
1 <sup>st</sup> Grade Report.....	29
1 <sup>st</sup> Grade Batting Statistics.....	32
1 <sup>st</sup> Grade Bowling Statistics .....	33
1 <sup>st</sup> Grade Match results .....	34
1 <sup>st</sup> Grade Career of Current Players.....	36
2 <sup>nd</sup> Grade Report.....	37
2 <sup>nd</sup> Grade Batting Statistics.....	39
2 <sup>nd</sup> Grade Bowling Statistics .....	40
2 <sup>nd</sup> Grade Match Results.....	41
3 <sup>rd</sup> Grade Report .....	43
3 <sup>rd</sup> Grade Batting Statistics .....	45
3 <sup>rd</sup> Grade Bowling Statistics .....	46
3 <sup>rd</sup> Grade Match Results .....	47
4 <sup>th</sup> Grade Report .....	49
4 <sup>th</sup> Grade Batting Statistics .....	51
4 <sup>th</sup> Grade Bowling Statistics .....	52
4 <sup>th</sup> Grade Match Results .....	53
5 <sup>th</sup> Grade Report .....	56
5 <sup>th</sup> Grade Batting Statistics .....	59
5 <sup>th</sup> Grade Bowling Statistics .....	60
5 <sup>th</sup> Grade Match Results .....	61
Poidevin-Gray Report .....	63
Poidevin-Gray Batting Statistics.....	65
Poidevin-Gray Bowling Statistics .....	65



Poidevin-Gray Match Results.....	66
Green Shield Report.....	67
Green Shield Batting Statistics.....	72
Green Shield Bowling Statistics .....	72
Green Shield Match Results.....	73
Women's Coaches Report .....	75
3 <sup>rd</sup> Grade Women's Report.....	77
3 <sup>rd</sup> Grade Women's Batting Statistics.....	79
3 <sup>rd</sup> Grade Women's Bowling Statistics.....	79
3 <sup>rd</sup> Grade Women's Match Results.....	80
Brewer Shield Report.....	81
Brewer Shield Batting Statistics.....	83
Brewer Shield Bowling Statistics.....	83
Brewer Shield Match Results.....	84
Under 15's Women's Report .....	85
Under 15's Women's Batting Statistics .....	88
Under 15's Women's Bowling Statistics .....	88
Under 15's Women's Match Results .....	89
2018/19 Consolidated Statistics .....	90
Club Records 1878 - 2019 .....	93
Club Record Partnerships .....	95
Career Records of Current Players .....	97
Players Who Have Scored Over 5,000 Grade Runs .....	100
Players Who Have Taken Over 300 Grade Wickets.....	101
Best Performances Last 10 Years.....	102



**ian bird** photography

A huge thank you to Ian Bird Photography for the use of their photos in this Annual Report. Ian Bird is an amazing supporter of Manly Cricket, and undoubtedly the best photographer in Sydney. We encourage all club members, sponsors, players, parents and supporters to use his services. Whether it is a corporate shoot, wedding, or personal family portraits, Ian Bird is your man – check out his website at [www.ianbirdphotography.com](http://www.ianbirdphotography.com) for more of his exceptional work.



## Office Bearers

### PATRONS

Mike Baird – Former NSW Premier  
Mike Regan – Northern Beaches Mayor

### HONORARY PRESIDENT

Andrew Fraser

### HONORARY DEPUTY PRESIDENT

David Gainsford

### HONORARY SECRETARY

Steve Beatty

### ASSISTANT HONORARY SECRETARY

Joel Mason

### HONORARY TREASURER

Scott McLachlan

### ASSISTANT HONORARY TREASURER

Adam Gummer

### GENERAL BOARD

Ross Denny  
Mick Trevaskis  
Phill Edwards  
John Warn/Duncan Kerr  
Roy Vumbaca  
Chris O'Sullivan

### DELEGATE TO CNSW

John Warn

### DELEGATES TO SCA

John Warn  
Adam Gummer

### SELECTION COMMITTEE

Chris Hynes – Chairman of Selectors  
Jay Lenton – 1<sup>st</sup> Grade captain  
Sam Gainsford – 2<sup>nd</sup> Grade captain  
Nick McLachlan – 3<sup>rd</sup> Grade captain  
Adam Gummer – 4<sup>th</sup> Grade captain  
Dylan Marshall – 5<sup>th</sup> Grade captain

### HEAD COACHES

Tim Cruickshank – Club Coach  
Phil Marks – Assistant Club Coach

### ASSISTANT COACHES

Gavin Fletcher (Assistant Bowling Coach)  
Bob Rollins (Assistant Batting Coach)  
Cameron Merchant (Poidevin-Gray Coach)  
David Gardiner (Fielding Coach)  
Roy Vumbaca (Fielding Coach)

### GREEN SHIELD COACHES

David Gainsford      Tom Kaye  
Roy Vumbaca      David Gardiner

### WOMENS COACHES

Simon Waddington      Ross Denny  
Mickey Edwards      Glyn Archer  
Bob Rollins

## Life Members

### HONORARY LIFE MEMBERS

Peter Philpott OAM	Tom Spencer
Barry Rothwell	Greg Hill
Jim Stewart	Gary Flowers
Sam Mesite	Don Sellin
Mike Pawley OAM	Gavin Fletcher
Andrew Fraser	Mal Elliot
Ron Holmes	David Patterson
Bob Brenner	Richard Fry
Frank Turner	Keith Fitzpatrick
Shawn Bradstreet	Terry Lee OAM
Brian Kinsey	John Warn
Graeme Beard	Geoff Rogers
David Gainsford	Joel Mason
Warren Evans	

### HONORARY LIFE MEMBERS (DECEASED)

Bruce Adrian	Alex Anderson
Jim Burke	Les Gwynne
C Cochrane	Bruce Cook
H Dunlop	C Hayes
C Hayman	W Hoy
C Laurence	W S Mitchell
Robert Aubrey Oxlade CBE	George Lowe MBE
Cliff Searle	L A Soman
R Pitt	John Hodgson
M Hayman	Alan Turner
John Stephenson	Eddie Robinson
Tom Brooks OAM	



## Previous Administration

### HONORARY PRESIDENTS (12)

DATES	NAME	YEARS
1878-1896	Alfred Hilder	18
1897-1922	Dr David Thomas	26
1922-1955	Robert Aubrey Oxlade CBE	33
1955-1966	George Lowe MBE	11
1966-1976	John Hodgson	10
1976-1980	John Stephenson	4
1980-1984	Barry Rothwell	4
1984-1991	Jim Stewart	8
1991-1999	Gary Flowers	8
1999-2000	Ron Holmes	1
2000-2004	Tim Farriss	4
2004-Present	Andrew Fraser	15*

### EXECUTIVE ADMINISTRATION – LAST 10 YEARS

YEAR	HON PRESIDENT	HON SECRETARY	HON TREASURER
2009-10	Andrew Fraser	Ross Wiblin (GM)	Fiona Lyon
2010-11	Andrew Fraser	Ross Wiblin	Fiona Lyon
2011-12	Andrew Fraser	John Parkinson	Fiona Lyon
2012-13	Andrew Fraser	Don Waller	Fiona Lyon / Simon Lyon
2013-14	Andrew Fraser	Steve Beatty	Scott McLachlan
2014-15	Andrew Fraser	Steve Beatty	Scott McLachlan
2015-16	Andrew Fraser	Steve Beatty	Scott McLachlan
2016-17	Andrew Fraser	Steve Beatty	Scott McLachlan
2017-18	Andrew Fraser	Steve Beatty	Scott McLachlan
2018-19	Andrew Fraser	Steve Beatty	Scott McLachlan

## Non Playing Members

Anthony Johnson	Vanessa Johnson	Jamien Zimmerman	Greg Pickering
Michael Phillips	Andrew Dawes	Rowan Hamman	Mick Trevaskis
Jamie Turmanis	Keith Tucker	Drew Johnson	Jodie Johnson
Simon Couch	Ian Bird	Nick Stephens	Simon Kazprowicz
Bob Brenner	Tony Pitcher	Adrian Molloy	Ross Webb
Matt Guberina	Mike Webb	Arthur Mitsoulis	Mark Stanley
Martin Fowle	Charles Lord	Garry Kelly	Ann Wilson
Brett Penprase	Andrew Wolfe	Marie Thomas	Simon Crombie
Tony Graham	Steve Beatty	Tim Ashelford	Matt Balch
Frank Turner	Dave Farrell	Joel Mason	Barrie Green
Mark Williams	Barry Barnes	Ben King	Paul Wilson
Paul Hartmann	Ron Holmes	Gary Holmes	Errol Cranney
Tom Baldwin	Jaron Mitchell	Clayton Ockerby	Troy Shelser
Paul O'Sullivan	Craig Duly	Greg Perrett	Andrew Watkins
Sam Mesite	Phillip Aldis	Dane McKay	Michael McMahon
Matt Suttling	Andrew Lamb	John Cimino	Ganesh Raj
Luke Tucker	Laura Smith		



## Board Member Attendance

TITLE	NAME	% ATTENDANCE
Hon. President	Andrew Fraser	100%
Hon. Vice President	David Gainsford	100%
Hon. Secretary	Steve Beatty	100%
Hon. Treasurer	Scott McLachlan	83%
Hon. Assistant Secretary	Joel Mason	100%
Hon. Assistant Treasurer	Adam Gummer	67%
Board Member	Ross Denny	100%
Board Member	Mick Trevaskis	50%
Board Member	John Warn	67% (stood down 12/2)
Board Member	Duncan Kerr	100%
Board Member	Phill Edwards	100%
Board Member	Roy Vumbaca	100%
Board Member	Chris O'Sullivan	67%

## Performance Last 15 Years

YEAR	CLUB CHAMPIONSHIP	1 <sup>ST</sup> GRADE	2 <sup>ND</sup> GRADE	3 <sup>RD</sup> GRADE	4 <sup>TH</sup> GRADE	5 <sup>TH</sup> GRADE	PG's	Green Shield
2018-19	6 <sup>th</sup>	14 <sup>th</sup>	9 <sup>th</sup>	3 <sup>rd</sup>	2 <sup>nd</sup>	8 <sup>th</sup>	13 <sup>th</sup>	2 <sup>nd</sup>
2017-18	1 <sup>st</sup>	8 <sup>th</sup>	2 <sup>nd</sup>	8 <sup>th</sup>	1 <sup>st</sup>	1 <sup>st</sup>	5 <sup>th</sup>	2 <sup>nd</sup>
2016-17	6 <sup>th</sup>	9 <sup>th</sup>	5 <sup>th</sup>	7 <sup>th</sup>	6 <sup>th</sup>	10 <sup>th</sup>	5 <sup>th</sup>	9 <sup>th</sup>
2015-16	9 <sup>th</sup>	8 <sup>th</sup>	12 <sup>th</sup>	5 <sup>th</sup>	6 <sup>th</sup>	11 <sup>th</sup>	16 <sup>th</sup>	4 <sup>th</sup>
2014-15	1 <sup>st</sup>	1 <sup>st</sup>	2 <sup>nd</sup>	1 <sup>st</sup>	4 <sup>th</sup>	2 <sup>nd</sup>	8 <sup>th</sup>	3 <sup>rd</sup>
2013-14	8 <sup>TH</sup>	5 <sup>th</sup>	16 <sup>th</sup>	4 <sup>th</sup>	2 <sup>nd</sup>	2 <sup>nd</sup>	15 <sup>th</sup>	16 <sup>th</sup>
2012-13	15 <sup>th</sup>	17 <sup>th</sup>	16 <sup>th</sup>	10 <sup>th</sup>	9 <sup>th</sup>	16 <sup>th</sup>	10 <sup>th</sup>	13 <sup>th</sup>
2011-12	1 <sup>st</sup>	5 <sup>th</sup>	2 <sup>nd</sup>	3 <sup>rd</sup>	2 <sup>nd</sup>	7 <sup>th</sup>	4 <sup>th</sup>	10 <sup>th</sup>
2010-11	8 <sup>th</sup>	10 <sup>th</sup>	7 <sup>th</sup>	1 <sup>st</sup>	10 <sup>th</sup>	1 <sup>st</sup>	12 <sup>th</sup>	18 <sup>th</sup>
2009-10	3 <sup>rd</sup>	5 <sup>th</sup>	7 <sup>th</sup>	3 <sup>rd</sup>	7 <sup>th</sup>	12 <sup>th</sup>	14 <sup>th</sup>	4 <sup>th</sup>
2008-09	8 <sup>th</sup>	14 <sup>th</sup>	5 <sup>th</sup>	3 <sup>rd</sup>	15 <sup>th</sup>	4 <sup>th</sup>	15 <sup>th</sup>	5 <sup>th</sup>
2007-08	15 <sup>th</sup>	18 <sup>th</sup>	11 <sup>th</sup>	12 <sup>th</sup>	16 <sup>th</sup>	7 <sup>th</sup>	20 <sup>th</sup>	16 <sup>th</sup>
2006-07	9 <sup>th</sup>	20 <sup>th</sup>	3 <sup>rd</sup>	3 <sup>rd</sup>	5 <sup>th</sup>	9 <sup>th</sup>	7 <sup>th</sup>	2 <sup>nd</sup>
2005-06	1 <sup>st</sup>	2 <sup>nd</sup>	6 <sup>th</sup>	4 <sup>th</sup>	8 <sup>th</sup>	20 <sup>th</sup>	5 <sup>th</sup>	8 <sup>th</sup>
2004-05	4 <sup>th</sup>	6 <sup>th</sup>	8 <sup>th</sup>	1 <sup>st</sup>	6 <sup>th</sup>	10 <sup>th</sup>	2 <sup>nd</sup>	17 <sup>th</sup>

## Premierships

GRADE	YEARS
Club Championship	1976-77, 1988-89, 1999-00, 2002-03, 2005-06, 2011-12, 2014-15, <b>2017-18</b>
1 <sup>st</sup> Grade	1949-50, 1957-58, 1973-74, 1988-89, 2014-15
1 <sup>st</sup> Grade L/O	1974-75, 2000-01, 2005-06
1 <sup>st</sup> Grade T20	2009-10
2 <sup>nd</sup> Grade	1904-05, 1989-90
3 <sup>rd</sup> Grade	1902-03, 1920-21, 1958-59, 1969-70, 1974-75, 1987-88 (undefeated), 2004-05, 2010-11, 2014-15
4 <sup>th</sup> Grade	1972-73, 2017-18
5 <sup>th</sup> Grade	2010-11, 2017-18
Poidevin Gray	1949-50, 1955-56, 1968-69, 1977-78, 1985-86
Green Shield	1941-42, 1942-43, 1944-45, 1952-53, 1953-54, 1959-60, 1991-92
Masters	2002-03, 2003-04
Ladies	1982-83 (2 <sup>nd</sup> Grade)





## Vale, Langdon Gould (7/9/35-12/3/19)

*By Bob Brenner*

Sadly, we lost one of the club's greats in Langdon Gould in March, at 83 years of age. Langdon sure packed a lot into those 83 years, he had a truly great innings.

Langdon was kind, happy, generous and had a humility that underlaid his actions and association with us. His generosity was legendary, in particular funding MWDCC Green Shield scholarships to our emerging players and supporting Mike Pawley's Cambodian Village School's charity.

Langdon's life in competitive cricket followed a logical but crowded path beginning at his secondary school, Sydney Grammar School, Cumberland later to be Parramatta DCC, Moore Park Saturday Competitions, Beacon Hill Youth Club as coach/manager and then with Manly Warringah District Cricket Club as an administrator and with Cricket NSW contributing to the Judiciary system.

Cricket flowed through the veins of the Gould family with the Lidcombe timber merchant patriarch Ernie being the President of Cumberland and becoming the NSW and Australian scorer. Brother Wes was also a renowned scorer with the club. Langdon was no slouch either, believed to have scored a first grade match at 12 years of age. (He certainly scored many Manly matches at all levels.) Langdon was a valued lower grades player at Cumberland during the Richie Benaud era.

As age caught up, Langdon went from the intensity of grade to the more genteel but highly competitive Moore Park Saturday Competitions. Amazingly he played up to 8 hours in the morning and afternoon and won a number of premierships with the legalistic and cunning Petty Sessions Justice Cricket Club and CYMS CC.

Langdon gave great honorary service to the youth of our Manly-Warringah area as a Junior Rugby Union Competition referee, at one stage with Langdon Junior also blowing the whistle. I got to know Langdon through our coaching and management of cricket at our local Beacon Hill Youth Club. When he retired from his distinguished career in law as a magistrate of the local courts system we were fortunate that he accepted our invitation to join our club.

Langdon became a member of the MWDCC committee, Assistant Secretary and a delegate to the NSWCA. He soon became a valued member of the NSWCA Appeals Panel of the Judiciary. Langdon was always a hands-on club member. All those players and members who received willing pro-bono legal advice, keeping them on the straight and narrow appreciated his confidential and caring way. Langdon served on the selection panel and was Chairman of Selectors for many years. He was awarded Clubman of the Year along the way. He was truly a benevolent Grand Old Man of Manly Cricket.

His wife Julie cared for him for so long and coped bravely seeing her wonderful Langdon drift away. We say to Julie and your family that we share your sadness.

Thanks for the memories Langdon – we will miss you!

## Charity Partners



Stewart House



Happy Days Cambodian Charity



Australian Red Cross

## Club Sponsors

MAJOR SPONSOR


**styleness**<sup>®</sup>  
creating beautiful and functional spaces

GOLD SPONSORS



**travelsim**<sup>®</sup>

CLUB SPONSORS



Ann Wilson Funerals



Titan Ford



Quest Manly



Ian Bird Photography





Quest Events



4 Pines Brewing Company



Surridge Sports




Globus Print Solutions

## Player Sponsors



Styleness  
Jay Lenton



John Bull Removals  
Sam Gainsford



Okanui  
Nick McLachlan



Device Technologies  
Arshdeep Virdi



Guzman Y Gomez  
Ryan Farrell



BOQ Manly  
Steve O'Keefe



**zenith**  
workforce

*Zenith Workforce  
Joel Foster*



*The Butchers Cafe  
Ollie Davies*



**ST SKIN**  
ADVANCED  
TECHNOLOGY  
LEADERS IN CLINICAL SKINCARE  
A division of Device Technologies | EST. 1994

*Advanced Skin Technology  
Michael Visser*



*Manly Warringah Sea Eagles  
Mickey Edwards*



**pivot**  
creative  
**signage solutions for every business**

*Pivot Creative  
Isaiah Vumbaca*



*Crossfit AM  
Tim Doonan*



**CACHET**

*Cachet  
Ryan Hadley*



**DEVICE TECHNOLOGIES**

*Device Technologies  
Andrew Somerville*



*UltraTune Manly  
Sam Webber*





Vertical Management  
Chris Green



Top Level Driver Training  
Jimmy Crombie



HowZat Building  
Jack Edwards



Duly & Associates  
Alec Duly



Universal Concrete  
Joseph Graham



Westfield Warringah Mall  
Ahillen Beadle



Alexandra Hotel  
Ryan Bishop-Perrett



Designer Gifts  
Jacob O'Sullivan



Render King  
Jake Osborne





# TitanFord



Introducing... All New Ford

## Endura [5] WITH STANDARD 5 YEAR UNLIMITED KILOMETRE WARRANTY\*

*NICE TO MEET YOU*

A Sophisticated And Spacious Mid-Sized SUV



Sporty ST-Line Variant



SYNC3 Connectivity System with Voice Control



Pre-Collision Assist with Pedestrian Detection (AEB)



Luxurious Seats



Hands-Free Power Tailgate



Rotary Gear Shifter

- 5 Star ANCAP Safety
- 2.0 L 4 Cylinder Turbo Diesel Engine
- 8 Speed Auto
- 18" Alloys (19" on ST-Line and 20" Titanium)
- Smart Key Entry & Start
- Active Cruise Control
- Sat Nav
- Dual Zone Climate
- Reverse Camera
- 8" Touch Screen
- Apple Car Play & Android Auto
- Towing Capacity 2,000kg

Introducing... All New Ford

## Focus [5] WITH STANDARD 5 YEAR UNLIMITED KILOMETRE WARRANTY\* *MOVE LIKE YOU MEAN IT*



Next Generations, Engineered & Built In Germany To Improve Your Driving Experience In Every Way!



Pre-Collision Assist with Pedestrian and Cyclist Detection



Adaptive Cruise Control with Stop & Go



Rotary Gear Shifter



180-degree split view camera



Wireless Charging Pad



Apple CarPlay and Android Auto

- 1.5L Turbo Charged EcoBoost Petrol Engine
- 8 Speed Auto
- 180 Degree Reverse Camera
- SYNC 3 Infotainment System
- 8" Touch Screen
- Sat Nav, Voice Activation, Mapcare Map Updates
- Apple Car Play & Android Auto

## \$300 CASH BACK & FREE TINT

on all vehicles sold to

Manly Warringah District Cricket Club Members and their families



### TitanFord

Good People Better Service Best Deals

CALL 9938 8400

780 PITTWATER RD, BROOKVALE

MD17692

Or Book Online [www.titan.com.au](http://www.titan.com.au)



Go Further



## President's Report

Whilst we didn't win any silverware this season, we should all feel very pleased with the club's overall performances.

Our Green Shield boys made the final for the second consecutive year, which was a huge effort. Adam Gummer's 4th grade team went within 31 runs of recording back-to-back premierships, which has never been done in our 141 year history. Nick McLachlan's 3rd grade team made the semi-final and almost made it through to the grand final. And we finished a very credible 6<sup>th</sup> place in the Club Championship race.

In addition to this, the continued growth of our women's program was evidenced by our 3rd grade team making the semis, and the expansion to three teams, something we are very proud of. A huge thank you to Ross Denny and Simon Waddington for their tireless work here. We are on track to boast a 1st grade team in the coming years!

So it was a pretty solid year, despite our 1st grade team once again failing to make the finals. We have not played finals in 1st grade since winning the Premiership in 2015.

Without wanting to make excuses, we do have a very young top grade squad, plus people tend to forget we lose five of our stars for the duration of the Big Bash League (BBL) in Steve O'Keefe, Jay Lenton, Chris Green, Mickey and Jack Edwards. Ollie Davies has just been contracted to the Sydney Thunder as well, so that is now 6 of our stars we will be without during the BBL. You take six of the best players out of any 1st grade team in Sydney Premier Cricket and see how they fare!

Add Ryan Hadley to that list as a NSW Rookie and that makes 7 of our players in the First Class/BBL structure. That in itself is amazing and we are the only Club in Sydney that boasts a record like that.

As a result, it unfortunately does become very disruptive and last season was a classic example,

when our top grade experienced five different captains during the season. I cannot recall any team at any level having to endure such a scenario across a season. It is an issue that we are addressing in the off season, to ensure there is no repetition of this.


The upside to the above is that players all know they are going to get opportunities during the BBL period when these players are away. So it is now up to that group when they're promoted, to make the most of the chances when they get them. It is also up to our regular, experienced players to step up and help nurture these young players coming through the ranks.

Everyone knows we have such a formidable team that can beat anyone when we are at full strength. This was proven in the last three rounds of the season where the boys recorded three comprehensive wins over Randwick-Petersham, Eastern Suburbs and Blacktown.

Our minimum goal next season should be to make the finals in 1st grade for the first time in 5 years. We've got a terrific platform on which to build for next season and I'm sure if we put in the hard work again, the results will come in 2019/20.

I'd like to acknowledge the success of our partner club up at Toronto, for winning their inaugural 1st Grade Premiership after 60 years of trying – this relationship continues to develop and we will be up there for pre-season again in August.

We will also welcome one of their young stars Griffin Lea to the club next season, who is a terrific talent, having come through the Australian Under 16's pathway. He is the recipient of the 2019/20 "Gainsford Scholarship" which is an initiative that is heroed by David Gainsford to help country players find their feet in Sydney. So a big thanks to Gainsy



and congrats again to Toronto Worker's Club on their win.

Off the field, we continue to provide a wonderful structure for our players. None of this would be possible without the support of an extraordinary group of loyal, passionate, dedicated people in the 'Manly Cricket Family' that all help make our community a better place.

Our coaching staff and our increasing list of tireless scorers and volunteers – you are the envy of most other Clubs. So a big thank you to each and every one of you.

Due to work commitments, Tim Cruickshank has had to step down as Head Coach, but he will continue to be involved in the club. We'd like to thank Tim for his enormous contribution this season.

It is also with great pleasure that we can announce Phil Marks as our Head Coach for season 2019/20. It has been amazing to watch Phil's progress over the last five years since coming back to Manly. His relationship with the playing group is incredible and we have no doubt he will shine in this role, which is well deserved.

And to our Board members, thanks so much again for your respective contributions this year. Our club is so fortunate to have such an extraordinary group of people responsible for the management of the club, all of whom certainly make my job a hell of a lot easier and all of whom do a mountain of voluntary work behind the scenes without any accolades – namely, David Gainsford, Steve Beatty, Scott McLachlan, Ross Denny, Roy Vumbaca, Chris O'Sullivan, Adam Gummer, Joel Mason, Mick Trevaskis, Phill Edwards and lastly life member John Warn.

John has moved his family to the Gold Coast and had to step down during the season. I'd like to acknowledge his terrific contribution to the club over many years, both as our delegate to NSWCA and SCA plus in his role as CNSW Chairman for five years. We wish him and his family well.

John was replaced during the season by Duncan Kerr, who has already done some brilliant work in the player welfare space and is a great asset to our club.

A special mention to our Honorary Secretary Steve Beatty who was instrumental in ensuring we got our new electronic scoreboard at Manly Oval. He worked tirelessly on the project with all stakeholders including our partners at the Manly Marlins who also helped make this happen. So a big thanks from all of us Stevo!

Congratulations also to club stalwart Warren Evans who became our 50<sup>th</sup> Life Member at the Annual Presentation Dinner in April. Well done Wazza.

All of our wonderful sponsors have been mentioned elsewhere, but I'd just like to acknowledge Tony and Vanessa Johnson from Styleness. This was their first year as our Major Sponsor and they have not only provided financial support for the Club, but they've gone way above and beyond our expectations. We are extremely lucky to have such passionate people who are genuinely invested in both our club and the community. Thanks so much 'AJ' and Vanessa. We're so grateful for your contribution and everything you do for our players and our Club. You're well entrenched as part of the 'Manly Cricket Family' now!

Lastly, a big thanks to Dom Wheeler for compiling this Annual Report – it is wonderful to see so many players getting more and more involved with the running of the club, from our expanding media team, to community initiatives, to Dom taking on this role, which I can assure you is no easy task!

I hope you all enjoy the off-season and we look forward to a big year ahead for the 'Tahs in 2019/20!

Andrew Fraser

Honorary President 2018/19



## Secretary's Report

To the wider cricket community involved with Manly Warringah District Cricket Club, the Committee has the pleasure in submitting the 141<sup>st</sup> Annual Report, including the financial statements, covering the 2018/19 cricket season.

The club entered men's teams in the five Sydney Grade competitions, along with the First Grade Limited Overs and T-20 competitions, the Poidevin-Gray and AW Green Shield competitions.

MWDCC entered women's teams in the Brewer Shield Under 18 competition, and the Sydney Women's 3rd grade competition. The debut season for our 3rd grade side follows on from the successful Brewer Shield team last season. We also participated in the Premier Cricket pilot competition for U15 women.

The club had a successful season coming 6<sup>th</sup> in the Club Championship. This was an excellent effort under new head coach Tim Cruickshank and taking into account the record number of new players. Congratulations to our teams that played in the finals of their competitions.

As the club grows, we are fortunate to find willing volunteers and experts to guide our playing groups. Tim Cruickshank and Phil Marks led a highly motivated and capable coaching staff across the men's group, and Simon Waddington and Ross Denny ran a fantastic women's program. Each and every coach in this club is incredibly dedicated and the players at Manly are very fortunate to have their support and guidance. Thank you to each and every one of you.

Chris Hynes continued as Chairman of Selectors, doing a fine job as always. As mentioned, we had an extraordinarily large number of new players and this took a great deal of selection management.

Congratulations to all our representative players. We are very proud to be your "local club". As Andrew mentioned successfully developing players

for the First Class system is a great accolade, but stretches the club's playing resources.



This puts pressure on our pathway program, and in 2018/19 the benefits of our excellent system were for all to see as the young playing group matured into a force that finished high in the Club Championship. It was wonderful to see MWJCA win the prestigious "Association of Year" award from Cricket Australia. Congratulations to all in the management of the junior association.

Our Captains and Club Captains were excellent again. In all our men's and women's teams we have outstanding leaders, who work hard carrying the responsibilities of captaining a Premier Cricket side. Our two Club Captains did a great job behind the scenes. It was evident how harmonious the club was both on and off the field.

Our volunteers have been heroic and the club would not survive without the great work and contribution from all of our scorers, ground managers, net managers, team managers and media group. A heartfelt thank you to each of you.

Sadly, this past season we lost one of the club's great stalwarts. Langdon Gould was an outstanding individual, who loved his cricket and loved his cricket club. He will be missed. Langdon's scholarship for outstanding U16 Green Shield players will be continued by his family in honour of his deep passion for the club and the game.

One hundred and twenty four players donned the Waratah's Cap in 2018/19. 20 men's players qualified for their official MWDCC playing number, and 15 women's players. We had eight players earn their Baggy Blue debuting in First Grade. The new playing numbers are listed below.

It has been a pleasure to serve on our Board for another season, and I would like to thank every member for their contribution of countless hours dedicated to successfully running the club. This is an outstanding group of people.

#### Men's Player Numbers

T Doonan (1511), E Herd (1512), M Webber (1513), J Moffat (1514), A Duly (1515), H Starr (1516), S Jones (1517), Ab Viridi (1518), E Dunnachie (1520), J Park (1521), L Morley (1522), A Beard (1523), R Hadley (1524), S Barnett (1525), J Buchanan (1526), L Charles (1527), R Dunlop (1528), J Hobson (1529), O Melville (1530), L Trewartha (1531)

#### Women's Player Numbers

E Cooke (44), J Kaye (45), S Gordon (46), O Hough (47), R Hough (48), I Keene (49), A Taylor (50), C Waddington (51), A Humphrey (52), K Crawford (53), A Melville (54), J Manning (55), E James (56), L Judson (57), R Gruber (58)

#### First Grade Debutants

Aaron Beard, Ryan Hadley, Tim Doonan, Elliott Herd, Arshdeep Viridi, Max Webber, Hamish Starr, Andrew Jamieson

Steve Beatty

Honorary Secretary 2018/19





# 60 YEARS OF CARING & SUPPORT

We understand the needs of our community and local families at a time of loss. The team at Ann Wilson are here for you and will help you organise a service that truly honours the life that was lived.

Staff at Ann Wilson funeral homes are widely regarded for their professionalism, compassion and understanding.

By prearranging and prepaying a funeral at today's prices, you will be helping your family during an emotional time.

Ann Wilson Funerals - for peace of mind when you need it most.



*"At Ann Wilson Funerals, my priority is you and your family! We will go out of our way to make the service arrangement a meaningful and special experience for all involved. My team and I offer warm and comfortable, welcoming facilities and a beautiful chapel at Mona Vale, which has an adjoining function room for small gatherings."*

*- Ann Wilson -*



ANN WILSON  
FUNERALS

9191 8804 | [annwilsonfunerals.com.au](http://annwilsonfunerals.com.au)

## International and First Class Representatives

TEST PLAYERS	NSW	Name	Debut
<b>Australia</b>			
1 S M J Woods	118	P C Charlton	21/12/1888
2 P C Charlton	161	F M Ridge	14/12/1895
3 R B Minnett	216	W R McIntyre	15/12/1905
4 J M Gregory	217	F S Middleton	15/12/1905
5 A Mailey	223	H Whiddon	06/12/1907
6 K R Miller	233	J E Hodgkinson	12/12/1908
7 R A Sagers	243	R V Minnett	11/12/1909
8 J W Burke	244	J A Randell	11/12/1909
9 G F Rorke	267	A Mailey	08/11/1912
10 P I Philpott	278	E A Bull	06/02/1914
11 G Thomas	304	J M Gregory	19/11/1920
12 P M Toohey	326	R A Bubb	22/11/1924
13 K J Wright	328	L W Gwynne	22/11/1924
14 G R Beard	344	F S Cummins	26/12/1925
15 M G Bevan	438	R A Sagers	13/01/1940
16 G R Robertson	441	B A Cook	15/11/1940
17 P Wilson	442	V Trumper (Jnr)	15/12/1940
18 S Clark	464	T F Brooks	01/01/1947
19 J Bird**	467	K R Miller	24/10/1947
20 S O'Keefe	471	A K Walker	26/11/1948
	472	J W Burke	10/12/1948
	497	P I Philpott	01/01/1955
	507	G F Rorke	22/11/1957
<b>England</b>	508	G Thomas	22/11/1957
1 C W J Athey	515	R S Taylor	29/01/1960
2 P Jarvis	521	T H Lee	29/12/1962
3 D V Lawrence	525	B A Rothwell	01/01/1964
4 J E R Gallian**	551	M B Pawley	08/11/1969
	569	P M Toohey	25/10/1974
<b>West Indies</b>	571	G R Beard	14/11/1975
1 A L Kallicharran	602	M D O'Neill	22/10/1982
	612	P H Marks	17/02/1984
<b>T20 INTERNATIONAL</b>	626	G R Robertson	12/02/1988
1 S N J O'Keefe (Aust)	631	S B J Whitfield	09/02/1989
	636	M G Bevan	16/11/1990
<b>Test Umpires</b>	649	C A Glassock	02/11/1994
1 T F Brooks OAM - 24 Tests	667	M J Phelps	20/10/1998
	670	S D Bradstreet	11/12/1998
<b>Interstate and Overseas First Class Players</b>	678	J M Heath	17/12/1999
1 Kevin Wright (SA & WA)	691	M A Cameron	23/01/2003
2 Adam Crosthwaite (VIC & SA)	698	S N J O'Keefe	18/11/2005
3 Nathan Buck (Leicestershire UK)	721	T Cruickshank	29/10/2010
4 Jackson Bird (TAS)**	737	J Lenton	06/11/2015
5 James Munting (SA)**	743	M Edwards	08/02/2018
6 Cameron Merchant (Nth Districts, NZ)**	<b>746</b>	<b>J Edwards</b>	<b>16/10/2018</b>
7 Logan Weston (Leeds/Bradford MCCU)**			
8 Aaron Beard (Essex UK)			

\*\* Note: Manly Junior Interstate/overseas



## Champagne Cricketers

### BATTING

Score	Name	Grade	Round	Opponent
119	Lachlan Charles	5th Grade	Round 1	Sydney University
100	Jay Lenton	1st Grade	Round 2	Sutherland
106*	Logan Weston	1st Grade	Round 5	Mosman
104	Logan Weston	1st Grade	Round 6	Parramatta
102	Sam Gainsford	2nd Grade	Round 8	Northern Districts
105	Sam Jones	5th Grade	Round 10	North Sydney
100	Ollie Davies	1st Grade	Round 11	Sydney
101*	Ahillen Beadle	1st Grade	Round 12	Gordon
116*	Jacob O'Sullivan	3rd Grade	Round 12	Gordon
114	Adam Gummer	4th Grade	Round 13	Randwick-Petersham
150	Alec Duly	5th Grade	Round 13	Randwick-Petersham

### BOWLING

Figures	Name	Grade	Round	Opponent
6 for 17	Brad Wilson	4th Grade	Round 2	Sutherland
5 for 62	Elliott Herd	2nd Grade	Round 4	Mosman
5 for 21	Brad Wilson	3rd Grade	Round 4	Mosman
5 for 35	Jake Carden	1st Grade	Round 5	Parramatta
5 for 38	Aidan Bennett	5th Grade	Round 5	Parramatta
5 for 22	Andrew Somerville	4th Grade	Round 6	Fairfield-Liverpool
5 for 16	Aidan Bennett	5th Grade	Round 6	Fairfield-Liverpool
5 for 103	Isaiah Vumbaca	3rd Grade	Round 7	UNSW
5 for 20	Lachlan Trewartha	Green Shield	Semi Final	Blacktown
5 for 46	Ryan Hadley	1st Grade	Round 13	Randwick-Petersham
5 for 14	Adam Gummer	4th Grade	Round 13	Randwick-Petersham
5 for 45	Andrew Somerville	3rd Grade	Round 13	Randwick-Petersham
7 for 40	Mickey Edwards	1st Grade	Round 14	Eastern Suburbs
5 for 12	Jack Hobson	5th Grade	Round 14	Eastern Suburbs
6 for 40	Lachlan Trewartha	5th Grade	Round 14	Eastern Suburbs
7 for 28	Michael Visser	1st Grade	Round 15	Blacktown
6 for 18	Jesse Moffat	4th Grade	Round 15	Blacktown
6 for 44	Jesse Moffat	4th Grade	Semi Final	Sydney University

### FIELDING

Figures	Name	Grade	Round	Opponent
5 catches	Sam Webber	2nd Grade	Round 3	Penrith
6 catches	Matt Brewster	3rd Grade	Round 4	Mosman
5 catches	Ollie Davies	1st Grade	Round 5	Parramatta
5 catches	Oscar Lucius	Green Shield	Semi Final	Blacktown

## 2018/19 Major Award Winners

### 1<sup>st</sup> Grade:

(Min 300 runs and 20 wkts)

Batting Award: Jay Lenton – 300 runs @ 60.00

Bowling Award: Michael Visser – 27 wickets @ 26.10

### 2<sup>nd</sup> Grade:

(Min 300 runs and 20 wkts)

Batting Award: Max Webber – 427 runs @ 35.60

Bowling Award: Andrew Jamieson – 19 wickets @ 18.80

### 3<sup>rd</sup> Grade:

(Min 300 runs and 20 wkts)

Batting Award: Matt Brewster – 390 runs @ 39.00

Bowling Award: Nick McLachlan – 35 wickets @ 13.74

### 3<sup>rd</sup> Grade Women:

(Min 200 runs and 15 wkts)

Batting Award: Kristie Crawford – 346 runs @ 31.45

Bowling Award: Kristie Crawford – 17 wickets @ 11.00

### 4<sup>th</sup> Grade:

(Min 300 runs and 20 wkts)

Batting Award: Adam Gummer – 466 runs @ 31.07

Bowling Award: Josh Wigney – 27 wickets @ 13.93

### 5<sup>th</sup> Grade:

(Min 300 runs and 20 wkts)

Batting Award: Lachlan Charles – 372 runs @ 37.20

Bowling Award: Jack Hobson – 22 wickets @ 11.60

### Poidevin-Gray:

(Min 125 runs and 8 wkts)

Batting Award: Joel Foster – 172 runs @ 24.57

Bowling Award: Joe Graham – 9 wickets @ 15.00

### AW Green Shield:

(Min 125 runs and 8 wkts)

Batting Award: Joel Davies – 501 runs @ 62.60

Bowling Award: Lachlan Trewartha – 12 wickets @ 15.50

### Brewer Shield:

(Min 200 runs and 10 wkts)

Batting Award: Robyn Medley – 264 runs @ 33.00

Bowling Award: Jessica Mulcahy – 16 wickets @ 5.19

### Under 15 Women:

(Min 100 runs and 5 wkts)

Batting Award: Ellie James – 89 runs @ 44.50

Bowling Award: Emily Horstead – 5 wickets @ 8.60

Note: Award in each grade is based on the best average. Where minimum criteria is not met, then award is based on the highest aggregate wickets/runs. Where players have the same highest aggregate, then awarded to the best average.

### Spartan Sports Players' Player:

Max Webber

### Bob Lind Junior Player of the Year:

Joel Davies

### Senior Player of the Year:

Andrew Jamieson

### Female Cricketer of the Year:

Mia Waddington

### Langdon Gould Scholarship:

Joel Davies

### President's Award:

Gordon Currie

### Gary Flowers Most Improved Male:

Ned Hole



<b>Most Improved Female:</b>	Natalie Guyot
<b>George Lowe Medal:</b>	Jordan Daly & Mickey Edwards
<b>Keith Marks Memorial Trophy (Clubman of the Year):</b>	Ross Denny

## Representative Players 2018/19

NSW	Steve O'Keefe Mickey Edwards Jack Edwards Jay Lenton Chris Green
NSW 2 <sup>nd</sup> XI	Jay Lenton
Sydney Sixers	Steve O'Keefe Mickey Edwards Jack Edwards
Sydney Thunder	Chris Green Jay Lenton
Under 15 Male Cricket Australia XI squad	Joel Davies
Under 19 NSW/ACT Country	Hamish Starr
Under 19 NSW Metro	Ollie Davies Joel Foster
Under 19 Australia	Ollie Davies

## Player Milestones and Records

### 1st Grade

Ahillen Beadle	4,000 runs
Ryan Farrell	1,000 runs
Michael Visser	100 wickets
Joseph Graham	50 wickets

### All Grades

Ahillen Beadle	4,000 runs	Tom Kaye	3,000 runs
Arshdeep Virdi	2,000 runs	Zach Trewartha	2,000 runs
Dom Wheeler	1,000 runs	Nick Cohen	1,000 runs
Matt Brewster	1,000 runs	Jimmy Crombie	1,000 runs
Isaiah Vumbaca	1,000 runs		
Michael Visser	350 wickets	Dylan Marshall	250 wickets
Jacob Graham	150 wickets		
Ryan Bishop-Perrett	100 wickets	Sam Gainsford	100 wickets
Andrew Rochford	100 wickets		
Andrew Jamieson	50 wickets	Jimmy Crombie	50 wickets
Joel Foster	50 wickets	Adam Gummer	50 wickets
Sam Webber	200 catches	James Boyer	150 catches

Alec Duly & Jack Hobson 76 – 5th Grade 9<sup>th</sup> Wicket Partnership Record



## Leading Batting Averages 2018/19

Minimum of 300 runs

Position	Name	Matches	Inn	N/O	100s	50s	HS	Runs	Avg
1	Jay Lenton	12	12	4	1	3	100	452	56.50
2	Ahillen Beadle	12	12	1	1	1	101*	421	38.27
3	Jacob O'Sullivan	17	13	4	1	2	116*	334	37.11
4	Matt Brewster	17	17	5	0	4	84*	445	37.08
5	Max Webber	14	12	0	0	4	87	427	35.58
6	Lachlan Charles	16	18	3	1	3	119	533	35.53
7	Ned Hole	17	13	2	0	3	65*	380	34.55
8	Isaiah Vumbaca	16	13	3	0	2	96	335	33.50
9	Ollie Davies	16	16	4	1	3	100	397	33.08
10	Robyn Medley	20	18	5	0	2	90*	429	33.00

## Leading Bowling Averages 2018/19

Minimum of 20 wickets

Position	Name	Matches	Overs	Mdns	Runs	Wkts	Avg	5 WI	BB
1	Mia Waddington	30	102.1	17	345	31	11.13	0	3 for 11
2	Jack Hobson	12	93.2	18	256	22	11.64	1	5 for 12
3	Dylan Marshall	10	97	15	271	21	12.90	0	4 for 52
4	Jacob Graham	17	166.1	42	374	26	14.38	0	4 for 40
5	Brad Wilson	13	128.3	39	309	21	14.71	2	6 for 17
6	Nick McLachlan	18	183.2	39	520	35	14.86	0	4 for 39
7	Ryan-Bishop Perrett	17	138.5	33	365	22	16.59	0	3 for 8
8	Josh Wigney	16	155	33	471	28	16.82	1	6 for 74
9	Michael Counsell	19	127.3	16	459	20	22.95	0	3 for 22
10	Isaiah Vumbaca	16	194	48	516	22	23.45	1	5 for 103

Please Note: Above stats include T20 stats but does not include PG's or Green Shield.



## Club Coaches Report

At the start of the season the club went through some significant change both on and off the field, something all successful organisations must do in order to constantly improve.

That change can potentially disrupt short-term results in order to strive for long-term success. In our case, there is no doubt it took the playing group some time to adapt to that change. However, the results after Christmas exceeded all expectations and showed some great reward for a lot of hard work.


Seeing both Green Shield and 4th grade qualify for a Grand Final was a great achievement. Especially Green Shield going through the season undefeated. The job that David Gainsford continues to do with this young group is inspiring and sets a great catalyst for these young men as they experience the club for the first time. It was also very promising to see Joel Davies show great leadership capabilities that we will hopefully see evolve over years to come.

Adam Gummer also showed his quality as a great skipper. Gumms displays a real calmness and assertiveness with his decision making that made it clear to me why he has had so much success. The character the 4's boys showed in the Grand Final was inspiring. Lead by Josh Wigney with the ball and then a team effort to nearly pull off a miraculous run chase. This side has an amazing knack of winning close games but unfortunately fell agonisingly short this time around.

It was also especially pleasing to see Nick McLachlan take the 3's boys to the major qualifying final in his first year at the helm. There was a culture in that side that you wish could be bottled up and continued for years to come. It was so clear that this group enjoyed their weekends together and were all working towards a common goal. If this side sticks together I have no doubt they will have a premiership to show for it in coming years.

It was disappointing to see Dylan Marshall's season get affected by injury just when he was getting into his stride with the 5th grade boys. There were so many positives to take from their season, mainly the abundance of talent filtering through the ranks. It was

also great to see some Manly legends come back and help out. I know having the likes of Andrew Rochford and John Warn in the sheds



was a huge thrill for the boys. However, a slow start to the season meant just missing out on finals.

Unfortunately, the 2nd grade squad also took too long to get their season going which ultimately hurt them when they found some great form at the back end of the season. It's a shame, as they had the team to beat anyone on their day. Sam Gainsford once again did a great job as skipper and was well supported by Andrew Jamieson. It was also pleasing to see new recruit Max Webber have such a great season and win the Players' Player. He was one of the best trainers all year and earned all his success.

The first grade squad had another disruptive season, constantly battling player availability and injuries. Unfortunately, these excuses mean nothing and we all need to find a solution to having so many rep players and turn the past few years around. There was a great feeling in the team at the back end of the season which I hope can be continued. A great bunch of guys that tried their guts out all season and deserved better than what their results showed. I am so confident this nucleus of players will find their stride over the next few years.

To all those skippers Jay, Sammy, Nickos, Gumms, Dylan and all the others that filled in during the year, I thank you for all your hard work and perseverance. You all show qualities that sets an amazing standard for the rest of this club.

I would like to say a massive thanks to "Skid" for his constant support throughout the season. He has become a real calming influence on everyone around the club and we are all very lucky to have him. Very rarely did we disagree, and when we did, we had the ability to respect each other's opinions and work through any situation constructively. This relationship made the job very enjoyable.



To Roy, Loz and Bobby – Thank you. I don't feel like any words can justify the gratitude I have for you, and the time you give up for the players. You made my job much easier and I can't thank you enough for all the support. I hope the players realise the incredible training structure you provide for them.

To Gary Holmes and Sammy Mesite, who ran all the training sessions with the perfect amount of professionalism and enjoyment. Never underestimate the importance of these roles. It was great to see you both back around the club on a more regular basis.

To Simon Couch for all his time conditioning the boys through pre-season and also making himself available to treat injuries all year round. Couchy is a very loyal clubman and continues to be very generous with his time.

To Chris Hynes who has the most difficult job in the club, thanks for all the work. Especially come finals

time with the complexities of qualifying players. We have more rep players than any other club and without Hynesie it would make it very hard to juggle.

To Juice, Will, Dougy McGrath, Wrighty, Alan Mantle, all the scorers, canteen girls, friends and family, and anyone else that supported us during the year, I thank you for the support. It's this extended family that makes our club great and we are so lucky to be surrounded by so many generous people.

To the committee, I thank you for your trust in me and constant support. We are privileged to be part of such a professionally run organisation.

Finally, thanks to all of the players for being so easy to work with at all times and well done on a great season.

Tim Cruickshank  
Head Coach 2018/19



## 1<sup>st</sup> Grade Report

Competition	Position	Team	P	W2	W1	D	L1	L2	Wkts Lost	Runs For	Wkts Taken	Runs Agst	Points
2 Day	14 <sup>th</sup>	Manly-Warringah	15	0	6	1	8	0	118	3215	107	3109	38
1 Day	18 <sup>th</sup>	Manly-Warringah	4	0	1	0	3	0	32	950	24	1151	6
T20	7 <sup>th</sup>	Manly-Warringah	4	0	2	0	2	0	17	659	26	658	12

Note: 1 Day stats are also included in the 2 day numbers

Season 2018/19 promised to be a highly successful year for the Manly first grade squad. We welcomed two wonderful recruits from Blacktown in Ryan Hadley and Tim Doonan, who both fitted in seamlessly to the club. With the recruitment of Ryan, the Manly first grade squad had a staggering 6 members contracted with NSW (Stephen O'Keefe, Jack Edwards, Mickey Edwards, Chris Green, Ryan Hadley and myself) along with 2 members of the U19 NSW Metro team (Ollie Davies and Joel Foster) which is a true testament to the club and its ability to produce and recruit high quality players.

Little did we know the bizarre circumstances that were to happen in the week leading up to Round 1 against Sydney University. As it is well documented now club legend Cameron Merchant embarked on a remarkable reality TV adventure and I was unexpectedly called into the NSW team to play the opening One Day JLT match for the season in Perth which in turn led to a new-look team to take the field for Round 1 captained by Ryan Farrell.

This unfortunately continued to be the theme of our season in first grade, a season of inconsistency with 24 players being used along with 6 different captains throughout the year. While it is always a wonderful thing seeing so many Manly players represented in the Big Bash, it had a run on effect throughout the grades. With 3 rounds remaining we sat last on the competition ladder which was certainly not a reflection of the talent we have in our club. The performances against Randwick, Eastern Suburbs and Blacktown in the final 3 rounds of the season showed us and the rest of the competition a truer reflection of our ability as a group and finishing 14<sup>th</sup> on the ladder was a fair indication of the season that was.

Despite the highs and lows, it was a very promising season for many players. Highlights included Logan Weston scoring back to back hundreds against

Mosman and Parramatta respectively, in an amazing feat the hundred against Mosman, Logan's first in 1st grade, gave him the great achievement of scoring a hundred for Manly in every grade from PG's through to First grade!

Jack Edwards was awarded NSW One Day player of the year along with playing all 11 Shield games this season. His season was highlighted with 2 wonderful hundreds, his first List A (116 v QLD) and First Class (101 v Tas) centuries.

Ollie Davies starred as Captain of the U19 NSW Metro team scoring an incredible 207 against Northern Territory during the U19 National Championships in Adelaide.

Mickey Edwards (7/40 v Easts) and Michael Visser (7/28 v Blacktown) produced two memorable spells of bowling, both claiming their best bowling figures for the club.

With season 2018/19 and its at times unbelievable circumstances behind us, I am looking forward to season 2019/20. We have such a wonderfully talented group of cricketers at Manly. Now accustomed to each other and plenty of belief and respect within the group, I am excited to be a part of and captain a wonderful group of men and cricketers next season.

A massive thank you to all who made things run seamlessly throughout the year. As always Michael "Juicy" Shephard your effort and dedication to the club and in particular first grade is much appreciated. You make coming to training on Tuesday and Thursday along with cricket on the weekends even more special. Your passion is inspirational and we cannot wait to go around with you again next year.



Henry Lucius, at times we forget how young you are, your maturity and ability to fit in and help Juicy is well and truly beyond your age. We thank you for the season gone. Geoff, again another amazing year scoring for us, thank you for being so on task regarding our revolving door that was team lists from week to week.

To the committee and everyone on it, thank you for your support and clarity throughout the year, Alan Wright with the help on game day opening/closing sheds/canteen etc and the girls who tirelessly make wonderful sandwiches for our lunches – I thank you.

Finally, Timmy, Skid and the entire coaching staff, thank you for continuing the first-class standards we set as a club. The way training is run to warm-ups on game day are incredible for Premier Cricket and not to be taken for granted by the players. Our set up continues to be the pinnacle for other clubs, and I look forward to working with everyone to continue striving for further growth. Timmy and Skid I thank you on a personal level for being my sounding board throughout the year and for your open, honest conversations.

#### **Ryan Farrell**

Chucked into the captaincy first game of the year, Faz once again showed his huge leadership qualities and how respected he is around the club. A wonderful support and extra eyes in the field for me. The potential and talent is all there and I'm looking forward to Ryan's one big innings that will give him the freedom to become a dominant first grader. Faz showed his quality with a pair of 50's against Mosman.

#### **Logan Weston**

Loges certainly made a statement taking the opportunities bestowed upon him to open the batting all year in first grade. Another fantastic eye and leader from first slip, Logan adjusted to opening in first grade and when he played freely and his way the results showed. As mentioned earlier Logan's back to back hundreds along with his brief stint as wicket keeper were the highlights of his season.

#### **Joey Graham**

Joey's attitude and passion for the game and his teammates is contagious. It's always a pleasure to play with Joey as you know the vibe will be upbeat. In

a mixed season for Joey overs were at times minimal due to our big quicks doing the damage. When given his opportunity Joey bowled tightly and with control. I wish Joey all the best in his future endeavours.

#### **Michael Visser**

Viss, or the Miracle, has developed his game into one of the most consistent performers in Premier Cricket. Viss has mastered the understanding of his own game and sticks to that week in week out which in turn gains rewards, this year being our leading wicket taker. Viss' leadership around the group and the bowling group is just another addition to his game. Viss finished the season with his best and Manly's best one day figures in history with a wonderful spell of 7/28 against Blacktown.

#### **Joel Foster**

In Joel's second year at the club he once again showed he has the class to be an outstanding first grade cricketer and hopefully higher representation. Joel started to find what works and what doesn't for him this season and with some solid starts with the bat in the middle order and continually providing valuable overs it is only a matter of time before we see Joel being one of, if not the, dominant all-rounder in Premier Cricket.

#### **Ollie Davies**

Another wonderful year in the evolution of Ollie Davies the cricketer. Ollie's maturity was recognised by his selection as one of the youngest first grade captains in Premier Cricket history. There is no doubt Ollie will continue to adapt and dominate first grade and higher honours with his strong demeanour and passion for improving and scoring runs. Now with two first grade centuries after a brutal display of hitting against Sydney (100 off 68), I'm looking forward to working with and watching Ollie turn those centuries into big ones.

#### **Ryan Hadley**

One of the new members of first grade this season and a NSW rookie contracted player. Ryan fit into the environment at Manly like a glove and showed his class that earned him a rookie contract. Leading our attack Ryan continued to develop and improve his bowling as the year went on highlighted by a wonderful 5/46 v Randwick.

### Ahllen Beadle

Now a stalwart of Premier Cricket, once AB became available after work commitments early in the year, we once again saw the class that is Ahllen Beadle. AB's ability to take the game away from any opposition is one only few have. A magnificent century against Gordon and a vast improvement in leadership skills makes me excited to go another season with AB in 2019/20.

### Cameron Merchant

The now reality TV sweetheart, Nappa showed again his undeniable love and passion for cricket and Manly. Stepping in as captain whilst I was away, Nappa was straight back into his fine form with a wonderful 93 against Hawkesbury. A special thanks to Cameron for his efforts during a hectic season and taking over as captain during the BBL period.

### Mickey Edwards

Now cemented as one of the top fast bowlers in the state, Mickey brings a relaxed but professional aspect to his cricket which rubs off on the team. Always 100% committed to giving everything when he is back playing for Manly. Witnessing firsthand why he has the title mentioned above from mid-on of all places his 7/40 v Easts was in the top echelon of first-class bowling.

### Jack Edwards

It was never doubted Jack had immense talent and this was shown this season. Although a loss for Manly, seeing Jack dominate List A and First-Class Cricket was an absolute pleasure to watch. When back in Manly colours he only continued to strive and achieve the best result. A dominant 97 against Fairfield proved to everyone we will be seeing Jack Edwards in Blue and hopefully Green and Gold for a long time to come.

### Chris Green

Taking over from Greeny as captain of 1's I can't thank him enough for his ongoing support and belief in me this year. Although a rare sight for the Waratahs this season due to his adventures around the global T20 circuit, Greeny's presence was certainly felt when he made an appearance. His ability to adapt both with bat and ball to any situation and win a game on his own shows why he is so successful in the shorter format around the world. Highlighted on the greatest day in Premier Cricket T20's v Sutherland and North

Sydney, Greeny finished the day (2 games) with 133no off 92 balls and 2/40 off his 8 overs.

### Tim Doonan

Another of the recruits from Blacktown and another wonderful human being. Timmy is a true professional in every regard, his commitment to improvement and getting the best out of himself and his teammates is a true testament to his character. Forcing his way into the side as a bat while I was playing and keeping, Timmy chipped in with valuable runs in the middle order highlighted by a classy 62 against Sutherland. Unfortunately, injury spoiled the season for Doons and I look forward to him being back stronger than ever next year.

### Aaron Beard

One of the better Poms to grace our land, Beardy certainly took the mantle of best-looking bloke while Greeny was away. Even Beardy would agree not his best season with the ball, his skillset and game as a whole will only get better for his experience in Australia. We will all be watching and following his success in England. Was a pleasure to have you here.

### Jake Carden

Ping again played a big chunk of first grade this year. It was evident the experience in the top grade in previous seasons had well and truly improved Jake's game. He understood his abilities and when he stuck to what he did best, he was a weapon to have from one end. A magnificent spell of 5/35 off his 10 against Parramatta single-handedly won us the game by 1 run. A year of growth and improvement and I know Jake only wants to further that next season.

As mentioned, 24 players represented Manly First Grade this season, so it would be hard to fit them all in. A huge thank you to all those that did play, and the efforts provided:

Stephen O'Keefe (Captain week 1 against Fairfield)

Tom Kaye

Arshdeep Viridi (1st Grade Debut)

Max Webber (1st Grade Debut)

Sam Gainsford

Sam Webber

Elliott Herd (1st Grade Debut)

Nick McLachlan

Jay Lenton

1st Grade Captain 2018/19

## 1<sup>st</sup> Grade Batting Statistics

Position	Name	Matches	Inn	N/O	100s	50s	HS	Runs	Avg	Ct/St
1	Logan Weston	19	20	1	2	1	106*	518	27.26	6
2	Jay Lenton	12	12	4	1	3	100	452	56.50	9/2
3	Ahillen Beadle	12	12	1	1	1	101*	421	38.27	0
4	Oliver Davies	16	16	4	1	3	100	397	33.08	12
5	Ryan Farrell	19	19	2	0	2	62	373	21.94	8
6	Joel Foster	16	14	2	0	1	61	286	23.83	4
7	Chris Green	7	6	2	0	3	75	266	66.50	5
8	Jack Edwards	6	5	0	0	2	97	226	45.20	2
9	Cameron Merchant	8	5	0	0	1	93	152	30.40	1
10	Tim Doonan	8	6	0	0	1	62	141	23.50	8
11	Aaron Beard	6	6	0	0	0	44	113	18.83	1
12	Joseph Graham	19	11	4	0	0	20	92	13.14	2
13	Thomas Kaye	4	5	1	0	0	30	48	12.00	1
14	Michael Visser	14	8	4	0	0	9*	35	8.75	2
15	Jake Carden	9	6	1	0	0	17	32	6.40	0
16	Sam Webber	5	2	0	0	0	25	31	15.50	10/2
17	Mickey Edwards	6	2	1	0	0	17*	31	31.00	1
18	Ryan Hadley	9	4	2	0	0	9*	9	4.50	4
19	Arshdeep Virdi	2	2	1	0	0	4*	8	8.00	0
20	Elliott Herd	2	1	0	0	0	8	8	8.00	4
21	Sam Gainsford	4	2	1	0	0	4	7	7.00	0
22	Max Webber	2	1	0	0	0	4	4	4.00	2
23	Jack Ritchie	1	1	0	0	0	1	1	1.00	0
24	Stephen O'Keefe	2	0	0	0	0	0	0	N/A	2

Please Note: Above stats include 1<sup>st</sup> Grade T20 stats.





## 1<sup>st</sup> Grade Bowling Statistics

Position	Name	Matches	Overs	Mdns	Runs	Wkts	Avg	5 wkts	BB
1	Michael Visser	17	217	52	760	31	24.52	1	7 for 28
2	Ryan Hadley	10	109.4	23	409	17	24.06	1	5 for 46
3	Joel Foster	16	104	14	524	14	37.43	0	4 for 16
4	Mickey Edwards	7	75	14	268	12	22.33	1	7 for 40
5	Joseph Graham	19	91.3	15	386	12	32.17	0	3 for 26
6	Chris Green	7	59.1	13	198	9	22.00	0	3 for 56
7	Jake Carden	13	56.2	11	231	9	25.67	1	5 for 35
8	Jack Edwards	6	26.1	1	148	6	24.67	0	2 for 3
9	Stephen O'Keefe	2	40	11	77	4	19.25	0	4 for 45
10	Ryan Farrell	19	23	0	146	4	36.50	0	1 for 18
11	Aaron Beard	7	50.4	4	231	4	57.75	0	2 for 26
12	Ahillen Beadle	12	17	0	128	3	42.67	0	1 for 16
13	Elliott Herd	4	7	0	47	2	23.50	0	2 for 5
14	Sam Gainsford	7	7	0	48	1	48.00	0	1 for 22
15	Thomas Kaye	4	4	2	12	0	N/A	0	0 for 12
16	Oliver Davies	13	2	0	19	0	N/A	0	0 for 19
17	Max Webber	3	3	0	20	0	N/A	0	0 for 20
18	Nick McLachlan	1	3	0	39	0	N/A	0	0 for 39

Please Note: Above stats include 1<sup>st</sup> Grade T20 stats.



## 1<sup>st</sup> Grade Match results

RND	Dates	Score	Result	Score	Venue
1	22 <sup>nd</sup> Sep 18	Sydney University <b>7/277</b> M Visser 3/67	def	Manly-Warringah <b>133</b>	University Oval
2	29 <sup>th</sup> Sep 18 6 <sup>th</sup> Oct 18	Manly-Warringah <b>348</b> JS Lenton 100, CJ Green 75, TS Doonan 62, J Edwards 26	def	Sutherland <b>131</b> JW Foster 4/16, M Visser 4/38, J Edwards 2/9 <b>and 1/17</b>	Glenn McGrath Oval
3	13 <sup>th</sup> Oct 18 20 <sup>th</sup> Oct 18	Manly-Warringah <b>226</b> O Davies 50, JW Foster 40, CJ Green 39	def by	Penrith <b>6/280</b> CJ Green 3/56	Manly Oval
4	27 <sup>th</sup> Oct 18 3 <sup>rd</sup> Nov 18	Mosman <b>9/310 (dec)</b> J Carden 3/27, M Visser 3/85, CJ Green 2/39	def	Manly-Warringah <b>159</b> R Farrell 62, JW Foster 28, L Weston 27 <b>and 0/174</b> L Weston 106*, R Farrell 52*	Allan Border Oval
5	10 <sup>th</sup> Nov 18	Parramatta <b>9/276</b> J Carden 5/35	def by	Manly-Warringah <b>7/277</b> L Weston 104, O Davies 54, JW Foster 45*, R Farrell 34	Old Kings Oval
6	17 <sup>th</sup> Nov 18 24 <sup>th</sup> Nov 18	Manly-Warringah <b>4/186</b> J Edwards 97, JS Lenton 47*, R Farrell 34	def	Fairfield-Liverpool <b>185</b> JW Foster 4/29, SN O'Keefe 4/45	Manly Oval
7	1 <sup>st</sup> Dec 18 8 <sup>th</sup> Dec 18	UNSW <b>3/184</b> R Hadley 2/27	def	Manly-Warringah <b>182</b> JW Foster 61, JS Lenton 48	Village Green
8	15 <sup>th</sup> Dec 18 22 <sup>nd</sup> Dec 18	Northern District <b>1/9</b>	drew	Manly-Warringah	Mark Taylor Oval
9	12 <sup>th</sup> Jan 19	Manly-Warringah <b>5/232</b> C Merchant 93, A Beadle 37, JW Foster 32, L Weston 31	def by	Hawkesbury <b>2/233</b>	Manly Oval
10	19 <sup>th</sup> Jan 19 20 <sup>th</sup> Jan 19	UTS North Sydney <b>5/226</b> R Hadley 3/34	def	Manly-Warringah <b>225</b> A Beadle 49, C Merchant 46, R Farrell 36, AP Beard 34	North Sydney Oval
11	26 <sup>th</sup> Jan 19	Manly-Warringah <b>308</b> O Davies 100, J Edwards 61, L Weston 33, R Farrell 26, AP Beard 25	def by	Sydney <b>5/365</b> M Edwards 2/55	Manly Oval
12	2 <sup>nd</sup> Feb 19 3 <sup>rd</sup> Feb 19	Manly-Warringah <b>123</b> A Beadle 41 <b>and 1/63</b> A Beadle 101*, L Weston 36	def by	Gordon <b>4/125(dec)</b> JS Graham 2/10	Manly Oval



RND	Dates	Score	Result	Score	Venue
13	9 <sup>th</sup> Feb 19 16 <sup>th</sup> Feb 19	Randwick-Petersham <b>121</b> R Hadley 5/46, JS Graham 3/26, M Visser 2/36 <b>and 4/77</b> R Hadley 2/25	def by	Manly-Warringah <b>225</b> A Beadle 78, AP Beard 44, TJ Kaye 30, S Webber 25	Coogee Oval
14	23 <sup>rd</sup> Feb 19 2 <sup>nd</sup> Mar 19	Manly-Warringah <b>3/131 (dec)</b> JS Lenton 52*, A Beadle 38, O Davies 25*	def	Eastern Suburbs <b>125</b> M Edwards 7/40, R Hadley 2/32 <b>and 1/79</b>	Manly Oval
15	9 <sup>th</sup> Mar 18	Manly-Warringah <b>3/90</b> J Edwards 34, JS Lenton 31*	def	Mosman <b>89</b> M Visser 7/28, J Edwards 2/3	Manly Oval





## 1<sup>st</sup> Grade Career of Current Players

Player	I	NO	100s	50s	HS	Runs	Avg	Ct/St	O	M	R	W	Avg	5WI	BB
Ahillen Beadle	122	18	6	22	157	4005	38.51	32	1016	156	3807	165	23.07	3	5/11
Aaron Beard	6	0	0	0	44	113	18.83	1	50.4	4	231	4	57.75	0	2/26
Taylor Beatty	24	9	0	1	58	317	21.13	14	241.2	35	1042	36	28.94	0	4/67
Jake Carden	13	2	0	0	24	79	7.18	4	197	27	761	20	38.05	1	5/35
Oliver Davies	24	6	2	3	119	689	38.28	16	5	0	25	2	12.50	0	2/6
Tim Doonan	6	0	0	1	62	141	23.50	8	0	0	0	0	N/A	0	N/A
Jack Edwards	22	3	0	4	97	476	25.05	15	112.3	10	576	14	41.14	0	2/3
Mickey Edwards	23	9	0	0	17*	67	4.79	10	576.3	104	1914	81	23.63	1	7/40
Warren Evans	86	22	0	0	34	620	9.69	24	1843.3	445	5365	212	25.31	6	7/79
Ryan Farrell	58	10	1	3	105	1123	23.40	27	206.1	15	999	25	39.96	1	5/32
Joel Foster	20	3	0	2	64	396	23.29	6	209	24	1007	36	27.97	1	8/23
Sam Gainsford	9	4	0	0	12*	49	9.80	7	16	0	122	2	61.00	0	1/18
Joseph Graham	21	11	0	0	20	111	11.10	5	389.1	56	1588	56	28.36	3	7/148
Chris Green	20	4	0	8	75	767	47.94	15	240.2	55	792	35	22.63	2	7/64
Ryan Hadley	4	2	0	0	9*	9	4.50	4	109.4	23	409	17	24.06	1	5/46
Elliott Herd	1	0	0	0	8	8	8.00	4	7	0	47	2	23.50	0	2/5
Thomas Kaye	7	2	0	0	30	63	12.60	1	22	6	84	5	16.80	0	4/9
Jay Lenton	85	21	8	16	125	2967	46.36	98/17	0	0	0	0	N/A	0	N/A
Dylan Marshall	3	3	0	0	8	9	N/A	2	44	2	208	2	104.00	0	2/47
Nick McLachlan	49	21	0	0	32	435	15.54	16	1018.2	165	3767	169	22.29	7	7/37
Cameron Merchant	188	28	13	27	146	5611	35.07	58	43.1	2	238	8	29.75	0	2/47
Stephen O'Keefe	40	9	2	5	158	1103	35.58	19	631.2	151	1667	90	18.52	1	9/54
Jack Ritchie	136	15	4	14	128	3105	25.66	49	287.2	24	1514	66	22.94	0	4/17
Andrew Rochford	1	0	0	0	0	0	0.00	0	0	0	0	0	N/A	0	N/A
Ross Trewartha	53	9	1	6	108*	1265	28.75	21	0	0	0	0	N/A	0	N/A
Zach Trewartha	2	1	0	0	5	5	5.00	0	0	0	0	0	N/A	0	N/A
Arshdeep Viridi	2	1	0	0	4*	8	8.00	0	0	0	0	0	N/A	0	N/A
Michael Visser	26	12	0	0	11	74	5.29	10	859.2	168	3234	116	27.88	4	7/28
Sam Webber	4	1	0	1	50	92	30.67	13/3	0	0	0	0	N/A	0	N/A
Max Webber	1	0	0	0	4	4	4.00	2	3	0	20	0	N/A	0	N/A
Logan Weston	28	1	2	1	106*	623	23.07	12	8	0	47	0	N/A	0	N/A

**Note:** 2-day, 1-day and T20 stats for all years are included in above 1<sup>st</sup> grade numbers. SCA determined that T20 stats should be included as official 1<sup>st</sup> grade statistics for all years, and have been updated retrospectively. In previous Annual Reports, only some T20 years were included in 1<sup>st</sup> grade stats.

## 2<sup>nd</sup> Grade Report

Position	Team	P	WO	W1	D	L1	LO	Wkts Lost	Runs For	Wkts Taken	Runs Agst	Points
9 <sup>th</sup>	Manly-Warringah	15	0	6	2	6	0	127	2726	130	2722	44

This season unfortunately ended in a disappointing way, considering the amount of talent we had in the side. There were a few games where we just couldn't quite pull it all together and weren't able to come up with the win and looking back on the season, they were the games that if we had managed to win, we probably would have finished up in finals contention.

On a positive note, I would like to thank all the coaching staff for their hard work and dedication throughout the season. The amount of work that is put in behind the scenes that gives us the opportunity to train in the facilities we do is amazing and it doesn't go unnoticed. A big thank you to Skid and Timmy for all the help they have given me throughout the season. Also to Hynsie (Chris Hynes) for the amount of work he puts in to get us on the park each week.

A big shout out to the great 2nd grade manager, Will Harding, who provides some of the world's greatest banter and always puts a smile on our faces. Thank you for everything you do for us mate, we all greatly appreciate it.

I would also like to give a huge thank you to Gordon Currie for everything you did for us in 2nd grade this year. I have been fortunate enough to work with Gordon a lot in the past couple of years from PG's to 2's and he is such a great man. Always helping with captain's reports and making my life easier so thank you so much Gordon.

### Andrew Jamieson

Such a great person to have in the side. Jamo with both bat and ball was very consistent this year, winning us a few games with some valuable runs and then coming out and usually taking an early wicket with the ball. He is an amazing competitor and a great leader. Jamo was a worthy winner of the Senior Player of the Year this season.

### Max Webber

Being Max's first year at Manly he was able to fit in really well to the culture of the 2nd Grade side at Manly. Max was damaging at the top of the order this year and when thrown the ball he usually did exactly what was asked of him. Max's consistency rewarded him with the Players' Player of the Year award.

### Ned Hole

The energy Ned brings to a cricket side is unreal. I think the award Ned won this year 'Most Improved' sums up Ned's season. The amount of hard yards he put in at training and during the week paid off as he cemented his spot in the 2's side this year and proved to everyone and to himself just how talented he is.

### Hamish Starr

Also being Starry's first year at the club he fitted in really well to the culture of Manly. Obviously being a big change coming from the bush, he showed glimpses of what he is capable of throughout the season. It was a big learning year for Hamish about what cricket is like in Sydney and I'm sure he'll bounce back bigger and better next year.

### Elliott Herd

Coming over from New Zealand, Elliott had a big impact in 2's with both bat and ball. The passion and competitiveness he brings to the side is invaluable. There were a few times this year Elliott was able to turn the game on its head and swing the momentum back in our favour whether it was with the bat, ball or in the field.

### Brynn Mendel

Brynn proved this year he is capable of playing in the higher grades. It was a great to see Brynn get better and better each game he played in 2's and the more experience he gets the better he is going to be. With the bat, he showed he can score while under pressure and is solid when he needs to be.

### Tom Kaye

Tommy was a big part of 2nd grade this year. Like usual, Tom stood up with both bat and ball when he was needed and did well. Was great to see Tommy play a bit of first grade as well. The experience of playing 1st grade definitely helped his game when coming back to 2's.

### Brad Wilson

Brad this year showed exactly what he was capable of doing. He was the pick of the bowlers this year and the amount of wickets he got did not reflect just how well he bowled. He usually got the big wicket and was unreal to have around the group.

### Ash Virdi

Ash played another major role in 2's this season being well rewarded making his 1st grade debut. Ash is always dependable whether it's with the bat, ball or in the field.

Overall it was another extremely enjoyable season where we had plenty of laughs, played some good hard cricket and with a bit of luck could have played in the finals again.

To have 3 players in our team win major awards (Players' Player, Senior Player of the Year and Most Improved) proves the talent that we had in our side.

I have thoroughly enjoyed the opportunity to Captain this side over the last year and half and I know the 2nd grade side is in great hands with Andrew Jamieson taking over the helm next season.

All the best,  
Sam Gainsford  
2nd Grade Captain 2018/19





## 2<sup>nd</sup> Grade Batting Statistics

Position	Name	Matches	Inn	N/O	100s	50s	HS	Runs	Avg	Ct/St
1	Max Webber	14	12	0	0	4	87	427	35.58	7
2	Ned Hole	9	9	1	0	2	61	265	33.13	5
3	Sam Gainsford	13	13	1	1	0	102	262	21.83	4
4	Andrew Jamieson	14	13	4	0	0	47	260	28.89	3
5	Arshdeep Virdi	11	11	0	0	2	64	253	23.00	11
6	Thomas Kaye	13	12	0	0	1	72	221	18.42	1
7	Elliott Herd	9	9	0	0	1	68	210	23.33	5
8	Brynn Mendel	6	5	1	0	0	39	91	22.75	8
9	Jack Ritchie	3	3	1	0	1	84*	84	42.00	2
10	Jake Carden	5	4	0	0	0	35	82	20.50	1
11	Hamish Starr	11	10	3	0	0	26	68	9.71	2
12	Aaron Beard	3	2	0	0	1	58	58	29.00	0
13	Isaiah Vumbaca	5	6	0	0	0	23	52	8.67	0
14	Matthew Brewster	1	2	1	0	0	24	44	44.00	2
15	Jacob O'Sullivan	6	4	1	0	0	24	43	14.33	5
16	Andrew Hicks	6	6	1	0	0	12*	38	7.60	2
17	Brad Wilson	8	5	4	0	0	23	31	31.00	6
18	Tim Doonan	1	1	0	0	0	23	23	23.00	0/1
19	Sam Webber	6	6	0	0	0	6	18	3.00	12
20	Ryan Farrell	1	1	0	0	0	16	16	16.00	0
21	Michael Counsell	5	4	1	0	0	10*	15	5.00	1
22	Andrew Somerville	3	2	0	0	0	4	7	3.50	2
23	Jesse Moffat	1	1	0	0	0	7	7	7.00	0
24	Ryan Bishop-Perrett	2	2	0	0	0	4	6	3.00	0
25	Joel Davies	1	1	0	0	0	3	3	3.00	0
26	Ryan Hadley	1	1	0	0	0	1	1	1.00	0
27	Zach Trewartha	3	3	2	0	0	1*	1	1.00	0
28	Josh Wigney	1	1	1	0	0	0*	0	N/A	0



## 2<sup>nd</sup> Grade Bowling Statistics

Position	Name	Matches	Overs	Mdns	Runs	Wkts	Avg	5 WI	BB
1	Andrew Jamieson	14	139.4	35	358	19	18.84	0	2 for 15
2	Sam Gainsford	13	133.5	38	343	18	19.06	0	4 for 29
3	Elliott Herd	9	113.3	33	315	16	19.69	1	5 for 62
4	Thomas Kaye	13	78	20	229	15	15.27	0	3 for 9
5	Max Webber	14	57.2	12	184	13	14.15	0	3 for 16
6	Brad Wilson	8	63	15	177	9	19.67	0	3 for 39
7	Hamish Starr	11	63.2	9	279	9	31.00	0	3 for 20
8	Andrew Hicks	6	43	9	154	5	30.80	0	3 for 18
9	Jake Carden	5	15.3	2	40	4	10.00	0	3 for 27
10	Michael Counsell	5	33.3	5	114	4	28.50	0	1 for 10
11	Aaron Beard	3	30	5	128	3	42.67	0	2 for 19
12	Ryan Hadley	1	7	1	22	2	11.00	0	2 for 22
13	Ryan Bishop-Perrett	2	10	1	32	2	16.00	0	1 for 16
14	Arshdeep Viridi	11	19	2	77	2	38.50	0	1 for 14
15	Andrew Somerville	3	20.4	1	97	2	48.50	0	2 for 22
16	Zach Trewartha	3	3	0	17	1	17.00	0	1 for 17
17	Jack Ritchie	3	1	0	4	0	N/A	0	0 for 4
18	Ned Hole	9	2	1	7	0	N/A	0	0 for 7
19	Jacob O'Sullivan	6	1	0	7	0	N/A	0	0 for 7
20	Josh Wigney	1	7	1	20	0	N/A	0	0 for 20
21	Isaiah Vumbaca	5	12	1	40	0	N/A	0	0 for 9



## 2<sup>nd</sup> Grade Match Results

RND	Dates	Score	Result	Score	Venue
1	22 <sup>nd</sup> Sep 18	Manly-Warringah <b>97</b>	def by	Sydney University <b>5/99</b> A Somerville 2/22	Manly Oval
2	29 <sup>th</sup> Sep 18 6 <sup>th</sup> Oct 18	Manly-Warringah <b>4/169</b> J Ritchie 84*, S Gainsford 34*	drew	Sutherland <b>341</b> TJ Kaye 2/29, MJ Webber 2/48, A Jamieson 2/54, ER Herd 2/75	Manly Oval
3	13 <sup>th</sup> Oct 18 20 <sup>th</sup> Oct 18	Penrith <b>7/81</b> TJ Kaye 3/9	def by	Manly-Warringah <b>9/181</b> MJ Webber 55, J Carden 35, A Virdi 34	Howell Oval
4	27 <sup>th</sup> Oct 18 3 <sup>rd</sup> Nov 18	Manly-Warringah <b>185</b> MJ Webber 66, A Jamieson 41	def by	Mosman <b>292</b> ER Herd 5/62, H Starr 2/53	Manly Oval
5	10 <sup>th</sup> Nov 18	Manly-Warringah <b>122</b> MJ Webber 39	def by	Penrith <b>7/214</b> S Gainsford 4/29, TJ Kaye 2/42	Manly Oval
6	17 <sup>th</sup> Nov 18 24 <sup>th</sup> Nov 18	Fairfield-Liverpool <b>158</b> S Gainsford 2/17, R Hadley 2/22, A Jamieson 2/28 <b>and 0/17</b>	def	Manly-Warringah <b>157</b> A Jamieson 34*, TJ Kaye 33, ER Herd 30 <b>and 9/153 (dec)</b> A Virdi 53	Rosedale Oval
7	1 <sup>st</sup> Dec 18 8 <sup>th</sup> Dec 18	Manly-Warringah <b>185</b> A Jamieson 47, A Virdi 45, ER Herd 41	def	UNSW <b>174</b> ER Herd 3/31, A Jamieson 2/15, MJ Webber 2/24, S Gainsford 2/31	Manly Oval
8	15 <sup>th</sup> Dec 18 22 <sup>nd</sup> Dec 18	Manly-Warringah <b>7/277 (dec)</b> S Gainsford 102, E Hole 61, AP Beard 58	def	Northern District <b>205</b> S Gainsford 3/37, TJ Kaye 2/15	Manly Oval
9	12 <sup>th</sup> Jan 19	Hawkesbury <b>108</b> H Starr 3/20, TJ Kaye 2/8, AP Beard 2/19	def by	Manly-Warringah <b>1/110</b> MJ Webber 52, E Hole 49*	Owen Earle Oval
10	19 <sup>th</sup> Jan 19	Manly-Warringah <b>8/266</b> TJ Kaye 72, S Gainsford 46, A Jamieson 40, MJ Webber 33, E Hole 30, J Carden 25	def	UTS North Sydney <b>156</b> MJ Webber 3/16, AM Hicks 2/25, A Jamieson 2/30	Manly Oval
11	26 <sup>th</sup> Jan 19	Sydney <b>265</b> MJ Webber 3/37, B Wilson 3/41, TJ Kaye 2/34	tied	Manly-Warringah <b>265</b> A Virdi 64, MJ Webber 45, E Hole 42, B Mendel 39	Ryde Oval
12	2 <sup>nd</sup> Feb 19	Gordon	drew	Manly-Warringah	Chatswood Oval
13	9 <sup>th</sup> Feb 19 16 <sup>th</sup> Feb 19	Manly-Warringah <b>9/302 (dec)</b> MJ Webber 87, ER Herd 68, E Hole 59, A Jamieson 32	def	Randwick-Petersham <b>141</b> AM Hicks 3/18, A Jamieson 2/26 <b>and 5/130</b> S Gainsford 2/18, A Jamieson 2/25	Manly Oval



RND	Dates	Score	Result	Score	Venue
14	23 <sup>rd</sup> Feb 19 2 <sup>nd</sup> Mar 19	Eastern Suburbs <b>6/139</b> A Jamieson 2/27	def	Manly-Warringah <b>137</b> A Jamieson 40, H Starr 26	Waverley Oval
15	9 <sup>th</sup> Mar 19	Blacktown <b>202</b> J Carden 3/27, B Wilson 3/39, A Jamieson 2/21	def	Manly-Warringah <b>120</b> ER Herd 35	Joe McAleer



## 3<sup>rd</sup> Grade Report

Position	Team	P	WO	W1	D	L1	LO	Wkts Lost	Runs For	Wkts Taken	Runs Agst	Points
3 <sup>rd</sup>	Manly-Warringah	15	1	8	3	3	0	83	2687	142	2803	63

First of all, congratulations to Eastern Suburbs on winning the competition. They thoroughly deserved it and were a great rival throughout the year, culminating in two close games at the back end, knocking us out in the Semi Final.

It was an absolute pleasure to Captain 3rd grade this year. After taking 0 points from the first 3 games, I was a little nervous. As the season progressed, a combination of hard work, fun, and a team first mentality allowed the side to develop into one of the strongest in the competition, as we went undefeated from December through to late March when we finally went down in the Semi Final.

From a batting perspective, it was great to see the young top 6, led by Sam Hole, develop their games, learn how to build innings and capitalise on starts. In particular, Jacob O'Sullivan's first ever century, Izzy Vumbaca's 96 after being 5/40 against Gordon, and some of the opening stands put together by Sam Hole & Matt Brewster throughout the season were particular highlights. Watching Brynn Mendel score back to back 50's in his only two games in 3rd grade at such a young age holds a lot of promise, while Zach Trewartha put a lot of hard work in that will benefit him in the next season to come. We finished the competition losing the least wickets, which was a showcase of how clinical some of our wins were and how much our team valued their wickets. The other particularly pleasing aspect was the counter-attacking cricket shown when we were in trouble. Someone was always willing to put their hand up to put the game straight back on the opposition.

From a bowling perspective, the way every bowler took on their role made the attack easily one of the most disciplined in the competition. Particularly in the ODIs, the way the team worked together to recognise the state of each game, put pressure on and back our game plan (with some excellent fielding as well) meant that many of these bowlers could easily approach higher grades next season. Ryan

Bishop-Perrett and Michael Counsell both improved out of sight, while Alex Bain never shied away from a contest and through hard work earned a spot in the side coming up from 4th grade. The way Izzy Vumbaca developed as a front line spinner was awesome, so I can't wait to see where he goes next season. The wily Andrew Hicks was ever reliable with his international quality outswing.

Outside of the finals side, it was really great to see Andrew Somerville, Jesse Moffat and Alec Duly all hit major personal milestones in their first years for the club, while seeing Brad Wilson earn a spot in 2nd grade and keep it was a much deserved result of years of hard work.

### **Matt Brewster** - 390 at 39, 35 dismissals

Matt started the season with a lot of talent, but lacked consistency. After putting up his hand to open the batting, he crushed it to become our top run scorer, ending up with four 50's. He was also the top wicket keeper in the competition. A great year for Matt as he learnt to apply himself on and off the field. If he continues, he will score big runs and push for higher grades next year.

### **Sam Hole** - 360 at 30, 4 wickets at 27

Sam was a huge personality in the side and a great leader of this club now and in the future. While he didn't get the big scores he was after, he consistently made great starts to put us in a winning position. Also took a crucial 3 wicket haul against NDs to win us a big game just before Christmas after working hard in the nets for months. Excited for him to kick on and get some big runs in 2019/20.

### **Jacob O'Sullivan** - 291 at 48.50

A big year for a talented batsman. Sul showed everyone what he could do this year, scoring his first hundred and playing some consistent second grade cricket. A classic number 3, the work he put in this year will mean if he keeps it up he could have a big 2019/20.



**Zach Trewartha** - 220 at 27.50, 2 wickets at 33.50

Zach is a great team man, whose contributions go well beyond the stats. One of the hardest trainers in the club, it rubs off on others in the team. He will score some big runs next year and was starved of opportunities in the second half of the season as our top 3 dominated.

**Isaiah Vumbaca** - 283 at 70.75, 22 at 21

A huge team contributor and competitor with bat, ball and in the field who performs best when the team needs him. Izzy had a break out year as he started to go beyond 20's and 3fas to turn in match winning performances.

**Ned Hole** - 115 at 38

After a year out due to injury, Ned's comeback demonstrated his talent and this is why he spent most of the year in 2's!

**Alex Bain** - 7 wickets at 30

The stats don't tell the full story. Baino put in the tough spells into the breeze that meant wickets fell at the other end. Some work on his batting can turn him into a true all rounder.

**Ryan Bishop Perrett** - 17 wickets at 17.82

A classy bowler who on his day is unplayable. Bish will continue to learn how to take wickets and a 35-45 wicket year is there for the taking. Incredibly consistent, willing to learn and a great team player.

**Michael Counsell** - 16 wickets at 21

A true wicket taker and differentiator, Mick bowled some devastating spells this year. Some consistency with his run up and he can play higher grades and take some serious wickets. Rare unit.

**Andrew Somerville**

An awesome first full year for Sommers. He can bowl with serious pace, but learnt consistency this year and broke through with two 5fas in 4th grade and showed his character to dig the 4th grade side out of a hole with the bat in the Semi Final. He deserved a lot more wickets than he took in 3rd grade this year.

Huge thank you in particular to Roy Vumbaca, who was not only an amazing team manager, present at every training and game, but also a great role model and mentor for a lot of the boys in the side. Thanks to Ted Lindsay for being an ever reliable presence scoring for us and to Wrighty, Will, Henry and everyone else that helped out throughout the year. To the coaching staff and volunteers who help the club run, this year made me realise how much work goes into this amazing club, so thank you as well.

Off the field, this was one of the most fun seasons of my career. Thank you to everyone that was a part of it. This side is young and full of future leaders, so I look forward to seeing how their next seasons go. Go Manly!

Nick McLachlan  
3rd Grade Captain 2018/19





## 3<sup>rd</sup> Grade Batting Statistics

Position	Name	Matches	Inn	N/O	100s	50s	HS	Runs	Avg	Ct/St
1	Matt Brewster	15	14	4	0	4	84*	390	39.00	35/1
2	Sam Hole	14	15	3	0	1	60	360	30.00	10
3	Jacob O'Sullivan	11	9	3	1	2	116*	291	48.50	1
4	Isaiah Vumbaca	11	7	3	0	2	96	283	70.75	4
5	Zach Trewartha	13	9	1	0	1	50	220	27.50	3
6	Nick McLachlan	17	9	5	0	1	63*	197	49.25	6
7	Brynn Mendel	2	2	0	0	2	63	122	61.00	2
8	Ned Hole	8	4	1	0	1	65*	115	38.33	0
9	Taylor Beatty	6	4	0	0	0	48	97	24.25	4
10	Dominic Wheeler	5	5	0	0	1	61	88	17.60	3
11	Elliott Herd	1	1	0	0	1	72	72	72.00	0
12	Sam Webber	1	1	0	0	1	65	65	65.00	0
13	Jesse Moffat	6	3	0	0	0	24	53	17.67	2
14	Alec Duly	6	5	0	0	0	37	48	9.60	3
15	Mickey Edwards	1	1	0	0	0	43	43	43.00	0
16	Joel Davies	2	2	1	0	0	43*	43	43.00	0
17	Ryan Bishop-Perrett	14	4	1	0	0	23	39	13.00	3
18	Jordan Daly	2	3	1	0	0	13	19	9.50	3
19	Jack Pickering	1	1	0	0	0	19	19	19.00	0
20	Will Akhurst	4	2	0	0	0	17	17	8.50	1
21	Andrew Somerville	9	3	0	0	0	7	15	5.00	2
22	James Crombie	3	1	1	0	0	13*	13	N/A	2
23	Alex Bain	11	3	1	0	0	5*	10	5.00	6
24	Hamish Starr	2	1	0	0	0	9	9	9.00	1
25	Jake Carden	3	2	0	0	0	7	8	4.00	2
26	Michael Counsell	14	3	2	0	0	4*	7	7.00	4
27	Brad Wilson	3	1	0	0	0	6	6	6.00	0
28	Josh Wigney	2	1	0	0	0	5	5	5.00	0
29	Andrew Hicks	6	3	2	0	0	1*	2	2.00	3
30	Jacob Graham	2	1	0	0	0	1	1	1.00	0
31	Jack Ritchie	2	2	0	0	0	0	0	0.00	0



## 3<sup>rd</sup> Grade Bowling Statistics

Position	Name	Matches	Overs	Mdns	Runs	Wkts	Avg	5 WI	BB
1	Nick McLachlan	17	180.2	39	481	35	13.74	0	4 for 39
2	Isaiah Vumbaca	11	182	47	476	22	21.64	1	5 for 103
3	Ryan Bishop-Perrett	14	119.5	29	303	17	17.82	0	3 for 8
4	Michael Counsell	14	94	11	345	16	21.56	0	3 for 22
5	Andrew Hicks	6	57.4	14	178	9	19.78	0	3 for 20
6	Alex Bain	11	78	17	213	7	30.43	0	2 for 12
7	Brad Wilson	3	40.3	13	87	6	14.50	1	5 for 21
8	Andrew Somerville	9	83.2	17	284	6	47.33	1	5 for 45
9	Hamish Starr	2	22	1	80	5	16.00	0	3 for 47
10	Sam Hole	14	24	2	107	4	26.75	0	3 for 26
11	James Crombie	3	14	0	65	3	21.67	0	2 for 51
12	Taylor Beatty	6	42	5	137	3	45.67	0	1 for 25
13	Jake Carden	3	13	4	25	2	12.50	0	2 for 18
14	Zach Trewartha	13	19	3	67	2	33.50	0	2 for 27
15	Jesse Moffat	6	29.2	5	110	2	55.00	0	1 for 11
16	Jacob Graham	2	5	2	18	1	18.00	0	1 for 18
17	Jack Ritchie	2	5	1	21	1	21.00	0	1 for 21
18	Josh Wigney	2	19	4	75	1	75.00	0	1 for 21
19	Joel Davies	2	1	0	6	0	N/A	0	0 for 6
20	Jacob O'Sullivan	11	7	0	31	0	N/A	0	0 for 7
21	Ned Hole	8	3	0	32	0	N/A	0	0 for 13
22	Jack Pickering	1	8	0	45	0	N/A	0	0 for 45



## 3<sup>rd</sup> Grade Match Results

RND	Dates	Score	Result	Score	Venue
1	22 <sup>nd</sup> Sep 18	Sydney University <b>8/265</b> H Starr 3/47, N McLachlan 2/46, J Crombie 2/51	def	Manly-Warringah <b>213</b> Z Trewartha 45, E Hole 37, AL Duly 37	Camperdown Park
2	29 <sup>th</sup> Sep 18 6 <sup>th</sup> Oct 18	Sutherland <b>198</b> I Vumbaca 3/55, H Starr 2/33	drew	Manly-Warringah	Sutherland Park
3	13 <sup>th</sup> Oct 18 20 <sup>th</sup> Oct 18	Manly-Warringah <b>3/148</b> E Hole 65*, T Beatty 48	def	Penrith <b>9/147</b> N McLachlan 3/23, M Counsell 2/24	LM Graham Reserve
4	27 <sup>th</sup> Oct 18 3 <sup>rd</sup> Nov 18	Mosman <b>160</b> B Wilson 5/21, N McLachlan 2/26	def by	Manly-Warringah <b>7/164</b> ER Herd 72	Rawson Oval
5	10 <sup>th</sup> Nov 18	Parramatta <b>2/190</b>	def	Manly-Warringah <b>7/188</b> S Webber 65, J O'Sullivan 50	Merrylands Park
6	17 <sup>th</sup> Nov 18 24 <sup>th</sup> Nov 18	Manly-Warringah <b>277</b> B Mendel 63, Z Trewartha 50, S Hole 46, M Edwards 43, T Beatty 29, N McLachlan 27	drew	Fairfield-Liverpool <b>7/246</b> Z Trewartha 2/27	LM Graham Reserve
7	1 <sup>st</sup> Dec 18 8 <sup>th</sup> Dec 18	UNSW <b>232</b> I Vumbaca 5/103, N McLachlan 3/32	def	Manly-Warringah <b>215</b> N McLachlan 63*, B Mendel 59	David Phillips South
8	15 <sup>th</sup> Dec 18 22 <sup>nd</sup> Dec 18	Northern District <b>183</b> S Hole 3/26, AM Hicks 2/34, I Vumbaca 2/49	def by	Manly-Warringah <b>5/223 (dec)</b> M Brewster 50, J O'Sullivan 43, S Hole 39, I Vumbaca 35*, N McLachlan 28*	Asquith Oval
9	12 <sup>th</sup> Jan 19	Manly-Warringah <b>2/166</b> M Brewster 84*, J Davies 43*	def	Hawkesbury <b>6/165</b> N McLachlan 3/26	LM Graham Reserve
10	19 <sup>th</sup> Jan 19	UTS North Sydney <b>209</b> A Bain 2/17, N McLachlan 2/36	def by	Manly-Warringah <b>7/210</b> D Wheeler 61, Z Trewartha 35, M Brewster 25	Bon Andrews Park
11	26 <sup>th</sup> Jan 19	Manly-Warringah <b>178</b> I Vumbaca 96	def	Sydney <b>98</b> R Bishop-Perrett 3/8, M Counsell 3/22, A Bain 2/12, I Vumbaca 2/31	LM Graham Reserve
12	2 <sup>nd</sup> Feb 19	Manly-Warringah <b>4/214</b> J O'Sullivan 116*, S Hole 60	def	Gordon <b>159</b> R Bishop-Perrett 3/26, N McLachlan 3/41, I Vumbaca 2/18	LM Graham Reserve



RND	Dates	Score	Result	Score	Venue
13	9 <sup>th</sup> Feb 19 16 <sup>th</sup> Feb 19	Randwick-Petersham <b>76</b> N McLachlan 3/14, R Bishop-Perrett 3/15, I Vumbaca 2/11 <b>and 104</b> A Somerville 5/45	def by	Manly-Warringah <b>5/147 (dec)</b> I Vumbaca 70*, S Hole 29, N McLachlan 28* <b>and 1/36</b> S Hole 26*	Petersham Oval
14	23 <sup>rd</sup> Feb 19 2 <sup>nd</sup> Mar 19	Manly-Warringah <b>1/173</b> M Brewster 79*, J O'Sullivan 59*, S Hole 29	drew	Eastern Suburbs <b>237</b> J Carden 2/18, N McLachlan 2/35, I Vumbaca 2/47	LM Graham Reserve
15	9 <sup>th</sup> Mar 19	Manly-Warringah <b>1/135</b> M Brewster 80, S Hole 48*	def	Blacktown <b>134</b> AM Hicks 3/20, N McLachlan 3/25	LM Graham Reserve
QF	16 <sup>th</sup> Mar 19 17 <sup>th</sup> Mar 19	Manly-Warringah <b>0/14</b>	drew	Bankstown <b>233</b> N McLachlan 4/39, M Counsell 3/45	Manly Oval
SF	23 <sup>rd</sup> Mar 19 24 <sup>th</sup> Mar 19	Eastern Suburbs <b>7/224</b> N McLachlan 2/23, R Bishop-Perrett 2/32, A Hicks 2/41	def	Manly-Warringah <b>141</b> I Vumbaca 46, Z Trewartha 44, M Brewster 25	LM Graham Reserve



## 4<sup>th</sup> Grade Report

Position	Team	P	WO	W1	D	L1	LO	Wkts Lost	Runs For	Wkts Taken	Runs Agst	Points
4 <sup>th</sup>	Manly-Warringah	15	1	8	1	5	0	125	2660	148	2236	60

What a season it was! We had quite a bit to prove after winning the 4's Premiership last year, and we fell at the last hurdle to a strong St George side in the Grand Final. Congratulations once again to the St George club for a great season.

Winding the clock back to Round 1, we started the season with a vastly different team to last year's Premiership winning side, with only 3 players from the Reid Cup team. Nonetheless, there was a great vibe amongst the boys and we got off to a great start. We were consistently bowling sides out for under 100, and showing a lot of maturity with the bat to build long partnerships and post big totals.

We got to the Christmas break on top of the ladder, but we then lost 3 very tight one-dayers at the start of January which set us back considerably. We regrouped when 2-day cricket came back around, and finished the season off undefeated in 2-day cricket, to leave us 4<sup>th</sup> on the ladder.

After a washout in the Quarter Final against Easts, we overcame Sydney Uni in the Semis in an amazing battle where the boys showed a great never say die attitude.

It then came down to the Grand Final where we were up against St George at Hurstville Oval. After a delayed start, we won the toss and bowled, which didn't go to plan as St George finished Day 1 at 0/160.

The boys were a little disheartened overnight, but we still had hope that we could pull off a miracle on Day 2. Step up Josh Wigney, who bowled with pace and reverse swing, taking season-best figures of 6/74 to turn the game on its head. It meant we had to chase 325 off just 50 overs, which we gave a red-hot crack. Young Joel Davies showing his immense talent with a quick fire 60 and Will Akhurst proving how much of a freak he is with 65 off 40 balls. Unfortunately we fell an agonising 20 runs short, but everyone who was there would've been proud of the fight that the boys showed.

Our coaching staff were again the best in the business, with Timmy stepping into the role as Head Coach, and the ever-reliable Skid always there as a great sounding board. Roy and Lozza were once again outstanding, and the boys can't thank you enough for all you do for the club. Thanks go out to all of our other coaches, like Bobby Rollins for coming down to watch every Saturday and providing timeless advice. To the other support we've had, Teddy Lindsay, Wrighty, Henry, Willy, Dougy, Birdy and everyone else who has helped out throughout the year, we really appreciate it and we wouldn't even be on the field without you guys.

### Jimmy Crombie

Jimmy is an extremely handy all-rounder that plays such a massive role in our 4th grade side. He is also one of the greatest blokes you will meet. He is ever reliable with the bat, with the ball and in the field, and always contributes to the end result. He's still young and will have a lot of opportunities to keep progressing his cricket.

### Jordan Daly

Jordy was the experienced head that we needed in 4's, however we only had him for the back-end of the season as he was overseas. When he came back he impressed straight away, showing his class with the bat and in the field, proving the difference in several games. A true team man that is always a pleasure to play with.

### Joel Davies

Young Joely had a season to remember. At just 15 years of age, it was his first season proving he could dominate higher grade attacks, making it as high as 2nd grade at one point. His innings in the Grand Final was one to be remembered. He also represented both NSW and Australia in U15's where he had incredible tournaments.

### Josh Wigney

Wiggers had a few setbacks this season, however he showed amazing character to work on his game and

play his best cricket at the business end of the season. This culminated in one of the best spells of bowling you'll see in a Grand Final, taking 6 wickets on the second day to win the David Givney medal.

#### Jacob Graham

The Yak is a great all-rounder, and one of those guys that always pays dividends to have in your team. He was the X-factor for us on several occasions, where he managed to dismantle batting line-ups when no one else could on flat decks. He's also now one of the senior heads in the team who is great to bounce ideas off.

#### Dom Wheeler

Dom played with us for most of the season, and he was a god-send to have at the top of the order. His reliability and shot-making are too good for 4th grade, and if he minimises his ways of being dismissed, then he will have great opportunities up the grades in years to come.

#### Nick Cohen

Sloth was a great opening partner, as he got on top of bowling attacks from ball one time and time again. His stroke play and timing are outstanding and he's always a pleasure to watch from the other end. He can still do a bit of work on the mental side of his game to take his cricket to the next level.

#### Andrew Somerville

Sommers was a pleasure to have around the side. His sheer pace and ability to hit the stumps are second to none at the club, and he showed that on multiple occasions where he single-handedly dismantled batting orders. He will be one to watch in the next couple of years.

#### Will Akhurst

One of the most talented and technically correct batsmen in the club, Waka had a mixed season that built in momentum. This ended with an outstanding knock of 65 off 46 deliveries in the Grand Final, which was so close to being the difference for a Premiership.

#### Josh Seward

Josh is such a talented young man, and he is mature well beyond his years. His ability with both the ball and the bat were integral for us this year, ruffling up blokes twice his age on multiple occasions. I'm looking forward to seeing his future development in cricket and his other achievements.

#### Oscar Lucius

Lush was great to have around the side this year, and he showed his ability from the get-go with some great intent with the bat, and handy glove work. With continued work on his skills he will be a serious contender to move up the grades in the years to come.

#### Alec Duly

Pipes was new to the club this year, and I realised his talent from the beginning of pre-season. He had a few set backs in momentum throughout the year, but to his credit he bounced back and scored some serious runs in the back-end. He has great potential to move up the grades by simplifying his game and focusing on his strengths.

Thanks again for a great season – really looking forward to going one better next year!

Adam Gummer

4th Grade Captain 2018/19





## 4<sup>th</sup> Grade Batting Statistics

Position	Name	Matches	Inn	N/O	100s	50s	HS	Runs	Avg	Ct/St
1	Adam Gummer	17	15	0	1	3	114	466	31.07	2
2	Nick Cohen	16	15	0	0	1	67	354	23.60	2
3	Dominic Wheeler	13	12	0	0	1	53	269	22.42	4
4	James Crombie	15	13	4	0	1	50*	236	26.22	11
5	Will Akhurst	11	9	2	0	2	80	230	32.86	12
6	Joel Davies	13	12	2	0	2	60	212	21.20	2
7	Lachlan Charles	6	6	1	0	1	75	161	32.20	2
8	Jordan Daly	7	5	1	0	2	86	151	37.75	6
9	Alex Bain	7	5	1	0	0	39	94	23.50	1
10	Jake Osborne	9	10	0	0	0	32	91	9.10	2
11	John Warn	1	2	2	0	1	86*	90	N/A	1
12	Andrew Somerville	7	5	2	0	0	40*	82	27.33	1
13	Jacob Graham	15	10	2	0	0	23	71	8.88	2
14	Alec Duly	4	4	0	0	0	30	59	14.75	3
15	Jesse Moffat	7	4	0	0	0	22	52	13.00	2
16	Oscar Lucius	8	6	1	0	0	30	50	10.00	9/2
17	Reiley Dunlop	5	6	0	0	0	11	35	5.83	10/1
18	Zach Trewartha	2	1	0	0	0	32	32	32.00	0
19	Brynn Mendel	3	2	1	0	0	29	30	30.00	2
20	Andrew Rochford	4	3	3	0	0	15*	22	N/A	0
21	Josh Seward	5	3	0	0	0	18	22	7.33	1
22	Warren Evans	2	2	1	0	0	10*	16	16.00	0
23	Hamish Starr	1	1	0	0	0	13	13	13.00	0
24	Aidan Bennett	3	2	0	0	0	11	13	6.50	1
25	Sam Barnett	1	1	0	0	0	13	13	13.00	1
26	Sam Hole	3	2	0	0	0	12	12	6.00	1
27	Ben Falconer	2	1	0	0	0	12	12	12.00	0
28	Matt Brewster	1	1	0	0	0	11	11	11.00	0
29	Glyn Archer	2	2	0	0	0	4	8	4.00	0
30	Jordan Brewster	1	1	0	0	0	8	8	8.00	0
31	Brad Wilson	2	2	1	0	0	4*	6	6.00	0
32	Andrew Hicks	1	1	0	0	0	2	2	2.00	0
33	Josh Wigney	13	5	2	0	0	1*	1	0.33	6



## 4<sup>th</sup> Grade Bowling Statistics

Position	Name	Matches	Overs	Mdns	Runs	Wkts	Avg	5 WI	BB
1	Josh Wigney	13	129	28	376	27	13.93	1	6 for 74
2	Jacob Graham	15	161.1	40	356	25	14.24	0	4 for 40
3	Adam Gummer	17	79.5	16	246	18	13.67	1	5 for 14
4	James Crombie	15	99	23	273	16	17.06	0	3 for 16
5	Jesse Moffat	7	91	23	180	15	12.00	2	6 for 18
6	Andrew Somerville	7	85.4	20	238	15	15.87	1	5 for 22
7	Alex Bain	7	55.3	18	128	8	16.00	0	3 for 18
8	Jake Osborne	9	46	9	130	7	18.57	0	3 for 13
9	Brad Wilson	2	25	11	45	6	7.50	1	6 for 17
10	Andrew Rochford	4	33.2	7	127	6	21.17	0	2 for 5
11	Joel Davies	13	63.2	16	168	6	28.00	0	2 for 16
12	Lachlan Trewartha	1	10	1	32	4	8.00	0	4 for 32
13	Ryan Bishop-Perrett	1	9	1	30	3	10.00	0	3 for 30
14	Josh Seward	5	41	6	148	3	49.33	0	2 for 39
15	Andrew Hicks	1	8	2	24	2	12.00	0	2 for 24
16	Jordan Daly	7	4	1	9	1	9.00	0	1 for 9
17	Glyn Archer	2	15	5	14	1	14.00	0	1 for 7
18	Will Akhurst	11	7	2	19	1	19.00	0	1 for 19
19	Warren Evans	2	15	4	43	1	43.00	0	1 for 11
20	Aidan Bennett	3	12	0	43	1	43.00	0	1 for 28
21	Ben Falconer	2	10	0	47	1	47.00	0	1 for 21
22	Samuel Hole	3	2	0	11	0	N/A	0	0 for 11
23	Max Burgess	1	3	1	12	0	N/A	0	0 for 12



## 4<sup>th</sup> Grade Match Results

RND	Dates	Score	Result	Score	Venue
1	22 <sup>nd</sup> Sep 18	Manly-Warringah <b>81</b>	def by	Sydney University <b>5/86</b> A Bain 2/20	LM Graham Reserve
2	29 <sup>th</sup> Sep 18 6 <sup>th</sup> Oct 18	Manly-Warringah <b>184</b> A Bain 39, D Wheeler 31, J Crombie 30	def	Sutherland <b>98</b> B Wilson 6/17, JD Graham 2/9	LM Graham Reserve
3	13 <sup>th</sup> Oct 18 20 <sup>th</sup> Oct 18	Penrith <b>8/142</b> JD Graham 3/33, J Crombie 2/7, AM Hicks 2/24	def	Manly-Warringah <b>143</b> A Gummer 41, J Crombie 37	Bill Ball Oval
4	27 <sup>th</sup> Oct 18 3 <sup>rd</sup> Nov 18	Manly-Warringah <b>6/145</b> A Gummer 54, D Wheeler 47	def	Mosman <b>144</b> JD Graham 4/42, A Gummer 3/17, J Wigney 2/20	LM Graham Reserve
5	10 <sup>th</sup> Nov 18	Manly-Warringah <b>8/198</b> N Cohen 39, D Wheeler 37, Z Trewartha 32	def	Parramatta <b>172</b> A Gummer 4/30, R Bishop-Perrett 3/30, J Wigney 2/19	LM Graham Reserve
6	17 <sup>th</sup> Nov 18 24 <sup>th</sup> Nov 18	Fairfield-Liverpool <b>125</b> A Somerville 5/22, J Crombie 3/16, A Bain 2/26	def by	Manly-Warringah <b>152</b> A Gummer 61, D Wheeler 33	Fairfield Oval
7	1 <sup>st</sup> Dec 18 8 <sup>th</sup> Dec 18	Manly-Warringah <b>166</b> J Osborne 32, A Gummer 31, L Charles 27	def	UNSW <b>131</b> J Osborne 3/13, A Bain 3/18, J Davies 2/19	LM Graham Reserve
8	15 <sup>th</sup> Dec 18 22 <sup>nd</sup> Dec 18	Manly-Warringah <b>5/154 (dec)</b> J Warn 86* <b>and 7/111</b> J Davies 36	def	Northern District <b>45</b> J Wigney 3/7, A Somerville 3/17, A Rochford 2/5 <b>and 219</b> JD Graham 4/40, A Rochford 2/31	LM Graham Reserve
9	12 <sup>th</sup> Jan 19	Hawkesbury <b>9/195</b> L Trewartha 4/32, J Crombie 2/22, J Wigney 2/40	def	Manly-Warringah <b>193</b> N Cohen 40, O Lucius 30, A Duly 30	Bensons Lane 2
10	19 <sup>th</sup> Jan 19	Manly-Warringah <b>3/151</b> N Cohen 47, J Crombie 40*	def	UTS North Sydney <b>150</b> JD Graham 3/21, J Wigney 2/20, A Rochford 2/23, J Crombie 2/33	LM Graham Reserve
11	26 <sup>th</sup> Jan 19	Sydney <b>176</b> A Gummer 3/28, J Wigney 2/21, J Crombie 2/25	def	Manly-Warringah <b>8/173</b> J Daly 56*, A Gummer 36	Goddard Park



RND	Dates	Score	Result	Score	Venue
12	2 <sup>nd</sup> Feb 19	Gordon <b>9/175</b> J Wigney 3/46, J Crombie 2/31, JW Seward 2/39	def	Manly-Warringah <b>8/174</b> N Cohen 67, W Akhurst 28*	Killara Park
13	9 <sup>th</sup> Feb 19 16 <sup>th</sup> Feb 19	Manly-Warringah <b>7/376 (dec)</b> A Gummer 114, W Akhurst 80, L Charles 75, D Wheeler 53, N Cohen 34	def	Randwick-Petersham <b>129</b> A Gummer 5/15, J Wigney 2/37	LM Graham Reserve
14	23 <sup>rd</sup> Feb 19 2 <sup>nd</sup> Mar 19	Eastern Suburbs <b>7/184</b> J Davies 2/37, A Gummer 2/43	drew	Manly-Warringah <b>193</b> J Davies 60, J Crombie 50*	Trumper Park
15	9 <sup>th</sup> Mar 19	Blacktown <b>65</b> J Moffatt 6/18, A Somerville 2/16	def by	Manly-Warringah <b>3/66</b> B Mendel 29	Jim Hanshaw Oval
QF	16 <sup>th</sup> Mar 19 17 <sup>th</sup> Mar 19	Eastern Suburbs <b>7/85</b> J Graham 2/11, A Somerville 2/28	drew	Manly-Warringah	Trumper Park
SF	23 <sup>rd</sup> Mar 19 24 <sup>th</sup> Mar 19	Sydney University <b>161</b> J Moffatt 6/44, J Davies 2/16	def by	Manly-Warringah <b>187</b> J Daly 86, A Somerville 40*	Tunks Park
GF	30 <sup>th</sup> Mar 19 31 <sup>st</sup> Mar 19	St George <b>324</b> J Wigney 6/74, A Somerville 2/63	def	Manly-Warringah <b>293</b> W Akhurst 65, A Gummer 60, J Davies 53, N Cohen 27, A Somerville 26	Hurstville Oval







# STAY A LITTLE LONGER AT QUEST MANLY

Overlooking beautiful Sydney Harbour, Quest Manly is your ideal home away from home. Whether staying for a night or a week, our stylish newly refurbished apartments provide the space and convenience to unwind and relax.

We offer studio, one and two bedroom apartments to accommodate the whole family. We also offer complimentary Foxtel iQ2, WiFi internet and luxury toiletries.

Come and stay a night and see why our guests don't want to leave.

Visit [questmanly.com.au](http://questmanly.com.au)  
or call 02 9976 4600

  
**QUEST**  
MANLY

## 5<sup>th</sup> Grade Report

Position	Team	P	WO	W1	D	L1	LO	Wkts Lost	Runs For	Wkts Taken	Runs Agst	Points
8 <sup>th</sup>	Manly-Warringah	15	2	5	1	6	1	122	2405	127	2571	53

There we have it. Another season in the books and as always, a season of progress, not just for the mighty 5th grade, but for the club overall. Firstly, I'd like to congratulate Sutherland on their win in the Grand Final. The men from the Shire were the best side all year and shows that their junior set up and depth are top class. Well done again.

The 2018/19 season was very much an enjoyable season for all of the lads, with a real emphasis on enjoying ourselves and the results coming off the back of that. With over 30 players playing 5's over the course of the season, it's fantastic to see the immense depth that we do have at our wonderful club. The ability of many players being able to come into the team and to be able to play a strong role, wherever it may be. The cohesion of the group as the season progressed was a real credit to the young men that we have at the club and a wonderful display of mateship and community.

The season started off a little slow, with us only winning 1 out of the first 5 games, but then the boys showed the competition what we can do. We claimed a bonus point win against our grand final opponents from 2017/18, Parramatta, and then we backed it up the next week with an outright win against semi-finalists, Fairfield-Liverpool, bowling them out in under a session. This brought us into the hunt for the top 6 at the Christmas break.

There were games this year where we showed how strong a team we were, comprehensively beating a number of teams, but unfortunately we weren't able to get on a significant roll with a few wins on the trot and in the end we finished in 8<sup>th</sup> position, only a couple of points outside the finals.

I'd like to thank firstly the coaching staff on all their efforts throughout the year. It makes life so much easier for the rest of the club when you have these guys around the traps, getting the boys to push to be better players and people, so I very much thank you.

Skid, Tim, Loz and Roy, you guys are absolute superstars and the club is so very lucky to have you as a part of the set up.

To the parents, the chauffeurs, the lunch makers and the support crew, thank you. Without you, the boys wouldn't be able to get to the games and do what they do best. Every game it was wonderful to see so many of you together and watching, analysing and supporting the boys, and it was great to have you around the playing group as well.

Finally, to my right-hand man and 5th grade manager, Dougie McGrath, thank you so much for all your help and support. Knowing you for over half of my life, it was awesome to do a whole season with you as my right-hand man and for your constant words of wisdom.

And now to the lads.

### Ben Falconer

To my vice-captain, thank you for being there with me all year and helping me both on and off the field. I know it wasn't the most desirable of years personally for you, but your constant support was invaluable to myself and the other lads. A massive year coming up for you next year.

### Sam Jones

What an extremely talented player. A man with raw excitement and a real X-factor player. The ton (105) against North Sydney was one of real class and showed maturity beyond your years. Keep working hard and progression up the grades will come very soon.

### Jordy Brewster

An integral part of the 5th grade side and always wore his heart on his sleeve. Intensity at training will get you results mate. Potential to be a true all rounder if you put in the hard yards.



### Lachlan Charles

Who'd have thought you'd be the leading run scorer in 5's seeing as you thought you weren't originally picked for round 1! An extremely classy batsman with an incredible amount of time when batting. The debut hundred (119) against Sydney University was beautiful to watch and the first step to hopefully a long career at Manly.

### Sam Barnett

'Barney' is a man with the technique and temperament to score a lot of runs for Manly. His debut game against Mosman, scoring 40no off more than 200 balls trying to save an outright loss was something I haven't seen in a man your age. Brilliant to watch.

### Jack Hobson

Big Hobbo was the workhorse of the fast bowling attack and showed his ability to be able to extract bounce and movement from almost any surface. His 5fa (5/12) against Easts showed how much of an attacking weapon he is, ripping through the top order.

### Josh Seward

It was so good to see you back after your injury and bowling quick. Raw pace and aggression are your two strongest attributes and if we can get some more consistency on your lines and lengths, you could be anything as a bowler. Very handy opening bat in one-dayers too. Keep working hard mate and the results will show very soon.

### Ollie Melville

An extremely underrated player and a man who got us out of some hairy situations during the year. The debut 50 against UNSW was awesome to watch and showed real tenacity and grit. A real partnership breaker with the ball too. Can't wait to see your progression in years to come.

### Jake Osborne

A quiet year with the bat, but exploded against Easts with a fantastic 77 off about 30 balls, showing everyone how good of a ball striker he can be. Also an extremely underrated spinner, getting some key wickets and providing a very handy bowling option. Watch this space.

### Alec Duly

'Pipes' joined us towards the end of the year and was fantastic for the younger lads and his experience really helped them out. Absolute highlight of the season was his 150 against Randwick-Petersham. Hitting 150 out of 200 is no easy feat and got us out of a hole at 8/70 to end up winning the game for us. An unbelievable innings.

### Oscar Lucius

'Lush' was awesome behind the sticks when he was with us and his batting has improved out of sight. Really shows what hard work and commitment can do. His 63 against UNSW was a highlight for the year and made batting look extremely easy. Keep working hard brother.

### Lachlan Trewartha

Another man who joined us halfway through the year and what an impact he has had. A genuine off spin bowler who wasn't afraid to toss it up and give it a rip. His 6/40 to get an outright win against Easts was class and his progression will be very exciting to watch. Well done on an awesome season mate.

### Reiley Dunlop

A man who you want in your team. Never shuts up behind the sticks and has more energy than the Energizer bunny. Keep working hard mate and good things will come your way. Be fearless with the bat and show people you can dominate.

### Luke Morley

'Moz' had a bit of an interrupted season regarding 5's but will come back bigger and better next year. Keep working on your speeds as we discussed and don't be afraid to give the ball a real rip. Good things are coming around the corner mate.

### Josh Park

I can't wait to see you cement your spot in 5th grade and progress. A man who can swing the ball late and bowl with real pace when in rhythm. Keep working hard on your batting mate. Definitely not a tail ender moving forward.

### Andrew Rochford

'The Doc' was an extremely welcoming figure into the 5th grade side. His wealth of experience really helped the boys and helped me out too. A wily character with

the ball, it'll be awesome to see you back next year and rearranging people's castles.

#### Aidan Bennett

This year was looking like the year with ball in hand. Multiple 5fas in 5th grade had Aidan heading up the grades, but unfortunately the knee gave way and all the hard work had been undone. I can only see bigger and better things for you mate and I can't wait to see your return. Best of wishes mate.

Overall it was once again another successful season for the Manly Boys and even though we didn't come away with any silverware this season, the progression of the Pathway Program and the young men who are a part of it are a testament to all the hard work behind the scenes. These men are the future of our club and it's fantastic to see that the club will be in safe hands in the future.

Dylan Marshall  
5th Grade Captain 2018/19



## 5<sup>th</sup> Grade Batting Statistics

Position	Name	Matches	Inn	N/O	100s	50s	HS	Runs	Avg	Ct/St
1	Lachlan Charles	10	12	2	1	2	119	372	37.20	3
2	Sam Jones	11	11	2	1	0	105	199	22.11	3
3	Alec Duly	5	6	0	1	0	150	197	32.83	5
4	Sam Barnett	8	9	2	0	0	40*	148	21.14	2
5	Jake Osborne	6	7	0	0	1	77	137	19.57	5
6	Josh Seward	5	4	0	0	1	62	111	27.75	1
7	Oscar Lucius	7	6	1	0	1	63	108	21.60	11/3
8	Jordan Brewster	14	10	2	0	0	41*	92	11.50	5
9	Oliver Melville	9	7	1	0	1	52	86	14.33	1
10	Dylan Marshall	10	10	0	0	0	34	85	8.50	2
11	James Buchanan	5	4	0	0	0	35	69	17.25	2
12	Joel Davies	3	1	1	0	1	64*	64	N/A	0
13	Luca Franks	6	6	1	0	0	28	58	11.60	4
14	Ross Trewartha	4	3	0	0	0	31	56	18.67	1
15	Ben Falconer	8	6	2	0	0	28*	48	12.00	3
16	John Warn	1	1	0	0	0	46	46	46.00	0
17	Joel Mason	1	1	0	0	0	40	40	40.00	2
18	Aidan Bennett	5	3	0	0	0	34	35	11.67	3
19	Reiley Dunlop	6	5	1	0	0	23*	30	7.50	5/3
20	Jack Hobson	12	7	2	0	0	10*	29	5.80	2
21	Evan Dunnachie	4	2	1	0	0	14*	26	26.00	0
22	Brynn Mendel	1	1	0	0	0	26	26	26.00	2
23	James Boyer	1	2	0	0	0	25	25	12.50	1
24	Will Akhurst	3	3	0	0	0	19	22	7.33	0
25	Lachlan Trewartha	7	3	2	0	0	14*	16	16.00	2
26	Andrew Rochford	3	2	1	0	0	12*	14	14.00	1
27	Josh Park	7	5	1	0	0	6	10	2.50	2
28	Billy D'Arcy	1	1	0	0	0	5	5	5.00	1
29	Aidan Baker	1	1	0	0	0	1	1	1.00	0
30	Abhijeet Viridi	1	1	0	0	0	0	0	0.00	0
31	Luke Morley	5	2	0	0	0	0	0	0.00	3





## 5<sup>th</sup> Grade Bowling Statistics

Position	Name	Matches	Overs	Mdns	Runs	Wkts	Avg	5 WI	BB
1	Jack Hobson	12	93.2	18	256	22	11.64	1	5 for 12
2	Dylan Marshall	10	97	15	271	21	12.90	0	4 for 52
3	Aidan Bennett	5	30.2	4	96	12	8.00	2	5 for 16
4	Lachlan Trewartha	7	65	11	255	12	21.25	1	6 for 40
5	Jordan Brewster	14	75.2	8	255	9	28.33	0	3 for 24
6	Andrew Rochford	4	45	5	146	9	16.22	0	3 for 8
7	Ben Falconer	8	42	5	99	6	16.50	0	3 for 36
8	Joel Davies	3	14	6	42	5	8.40	0	4 for 25
9	Josh Seward	5	37	4	114	5	22.80	0	2 for 5
10	Sam Jones	11	37	5	122	5	24.40	0	2 for 13
11	Jake Osborne	6	31	3	94	4	23.50	0	1 for 3
12	Luke Morley	5	56	6	215	4	53.75	0	2 for 66
13	Sam Barnett	8	13	1	52	2	26.00	0	1 for 4
14	Evan Dunnachie	4	17	1	74	2	37.00	0	1 for 7
15	Josh Park	7	46	4	172	2	86.00	0	1 for 35
16	Aidan Baker	1	10	0	20	1	20.00	0	1 for 20
17	Luca Franks	6	4	1	9	0	N/A	0	0 for 9
18	John Warn	1	2	0	10	0	N/A	0	0 for 10
19	Alec Duly	5	0.2	0	10	0	N/A	0	0 for 10
20	Glyn Archer	1	8.3	0	15	0	N/A	0	0 for 15
21	Will Akhurst	3	5	0	26	0	N/A	0	0 for 10
22	Oliver Melville	9	27	1	108	0	N/A	0	0 for 8



## 5<sup>th</sup> Grade Match Results

RND	Dates	Score	Result	Score	Venue
1	22 <sup>nd</sup> Sep 18	Sydney University <b>7/273</b> B Falconer 3/36, D Marshall 3/45	def	Manly-Warringah <b>6/269</b> L Charles 119, J Brewster 41*, D Marshall 34, L Franks 28, S Jones 26	St Paul's Oval
2	29 <sup>th</sup> Sep 18 6 <sup>th</sup> Oct 18	Sutherland <b>1/129</b>	def	Manly-Warringah <b>73</b>	Tonkin Park
3	13 <sup>th</sup> Oct 18 20 <sup>th</sup> Oct 18	Manly-Warringah <b>145</b> A Bennett 34	def by	Penrith <b>7/146</b> A Bennett 2/16, D Marshall 2/30	Mike Pawley Oval
4	27 <sup>th</sup> Oct 18 3 <sup>rd</sup> Nov 18	Mosman <b>7/168 (dec)</b> D Marshall 3/29, L Morley 2/66	def	Manly-Warringah <b>21 and 102</b> Sam Barnett 40*, J Boyer 25	Balmoral Oval
5	10 <sup>th</sup> Nov 18	Parramatta <b>92</b> A Bennett 5/42, D Marshall 3/6	def by	Manly-Warringah <b>3/93</b> B Mendel 26, L Charles 25*	Castlewood Oval
6	17 <sup>th</sup> Nov 18 24 <sup>th</sup> Nov 18	Manly-Warringah <b>6/286 (dec)</b> L Charles 66, J Davies 64*, JR Mason 40, O Lucius 37, S Barnett 27, J Osborne 26	def	Fairfield-Liverpool <b>188</b> D Marshall 4/52, J Hobson 3/22 <b>and 73</b> A Bennett 5/16, J Davies 4/25	Mike Pawley Oval
7	1 <sup>st</sup> Dec 18 8 <sup>th</sup> Dec 18	UNSW <b>9/348 (dec)</b> J Hobson 4/57, A Rochford 3/84	def	Manly-Warringah <b>277</b> O Lucius 63, O Melville 52, J Warn 46, J Buchanan 35	David Phillips North
8	15 <sup>th</sup> Dec 18 22 <sup>nd</sup> Dec 18	Northern District <b>4/163</b>	drew	Manly-Warringah	Storey Park
9	12 <sup>th</sup> Jan 19	Manly-Warringah <b>9/140</b> J Buchanan 32, B Falconer 28*	def	Hawkesbury <b>130</b> J Hobson 2/16, D Marshall 2/28	Mike Pawley Oval
10	19 <sup>th</sup> Jan 19	UTS North Sydney <b>8/151</b> D Marshall 3/22, J Brewster 3/24	def by	Manly-Warringah <b>6/226</b> S Jones 105, R Trewartha 31, S Barnett 28	Tunks Park
11	26 <sup>th</sup> Jan 19	Manly-Warringah <b>200</b> JW Seward 62, L Charles 51	def by	Sydney <b>0/205</b>	Mike Pawley Oval
12	2 <sup>nd</sup> Feb 19	Manly-Warringah <b>75</b>	def by	Gordon <b>4/76</b> S Jones 2/13	Mike Pawley Oval
13	9 <sup>th</sup> Feb 19 16 <sup>th</sup> Feb 19	Randwick-Petersham <b>138</b> A Rochford 3/8, J Brewster 2/19	def by	Manly-Warringah <b>204</b> AL Duly 150	Kensington Oval

RND	Dates	Score	Result	Score	Venue
14	23 <sup>rd</sup> Feb 19 2 <sup>nd</sup> Mar 19	Manly-Warringah <b>5/92 (dec)</b> S Jones 36* and <b>2/105</b> J Osborne 77	def	Eastern Suburbs <b>95</b> J Hobson 5/12, JW Seward 2/5 and <b>105</b> L Trewartha 6/40, J Hobson 2/12	Mike Pawley Oval
15	9 <sup>th</sup> Mar 19	Manly-Warringah <b>5/92</b> JW Seward 30	def	Blacktown <b>91</b> L Trewartha 4/19, A Rochford 3/33, J Hobson 2/15	Mike Pawley Oval





## Poidevin-Gray Report

Position	Team	P	WO	W1	D	L1	LO	Wkts Lost	Runs For	Wkts Taken	Runs Agst	Points
13 <sup>th</sup>	Manly-Warringah	7	0	2	0	5	0	63	957	56	953	10

Season 2018/19 was a rather disappointing season for our Poidevin-Gray under 21's side, failing to reach the finals and finishing 13<sup>th</sup> with only two wins under the belt. We boasted an incredibly strong team that had great depth and match-winners with both bat and ball making selections challenging each week.

However, things just didn't quite gel and work out as desired with batting the major issue and more importantly collapses in pressure situations. I have no doubt though that every player in the side learnt a great deal from these failings and will draw on them to dominate in the years to come in both the PG's and the Grade competition.

Importantly, we saw players such as Jacob O'Sullivan, Matt Brewster and Ned Hole step up and dominate their individual grades post PG's and I believe this is a sign of great learning and development from these batsmen, drawing from their experiences of the PG's season and bettering themselves and performing strongly.

We also saw the breakthrough of off-spinner Isaiah Vumbaca who took 20 wickets post PG's as he found his niche and began to dominate with both bat and ball in his grade, as well as first graders Joel Foster and Joe Graham leading the side strongly taking out the batting and bowling awards respectively.

This is a group of extremely talented young men who are dedicated to learning and developing their craft and because of this I am certain this side will have success in the short future and the club itself is in a great place for the future.

A big thank you to Cameron Merchant and David Gainsford as well as Roy Vumbaca and David Gardiner who gave up their Sundays to assist and help the side out wherever needed, and to the parents and volunteers who put on great lunchtime spreads and continue to help make this club so great.

### Joel Foster

Joel had a strong year for the club taking out the batting award in PG's. I have no doubt with his drive and passion for the game that he'll have a strong 2019/20 season converting starts into big scores and dominating the first grade competition.

### Ollie Davies

We're all aware of the freakish abilities of Ollie and he showed it once again this year dominating first grade and earning a rookie contract with NSW. He has great leadership qualities and to captain the first grade side at 18 is an amazing achievement. I'm so excited to see what season 2019/20 has in store for Ollie as he shows the world just how good he is.

### Joe Graham

A rather disappointing season for Joey not taking the wickets he would've liked to, but his drive to improve is amazing, bowling hundreds of balls each training session and always asking questions. He is a great team man and fierce competitor who is dedicated to getting better at his craft.

### Matt Brewster

Matt is a talented batsmen who doesn't yet understand what he is capable of, but I know he is a part of the future of Manly cricket and a first grade side destined to dominate. A breakout season is not far away as he continues to learn the art of batting and converting starts into big scores.

### Jake Carden

An injury plagued season for Jake where we didn't see the best of him in PG's, but injury free he is a regular first grader who adds great value with both bat and ball. Super talented and will be a big part of first grade in the years to come.

### Ned Hole

It was a great season for Ned after not playing for a year through injury making his way into the 2nd grade side and was a mainstay for them at the top of the

order all year. He has great patience and discipline and continues to get better as he learns how to score big runs and take control of the team's innings.

#### Jacob O'Sullivan

Sully has shown everyone what he can do scoring a breakout century in 3rd grade and if he continues to back himself as he did in that innings he will dominate bowling attacks in the years to come. Great team man and fielder that offers a lot to all sides.

#### Alex Bain

Bainy is a consistent performer for the PG's side and had another good year for the club. When he uses his height and hits the seam he is a challenge for all batsmen and a quality bowler.

#### Andrew Somerville

Sommers is a superb team man and great trainer who loves bowling fast and testing out batsmen. He also has a great ability to hit the seam and move the ball, which makes him a great asset to our side with the new ball.

#### Hamish Starr

Another bowler who has raw pace and bowls aggressively while swinging the ball at times. A slightly inconsistent year for him but a mainstay in second grade and will be important in the future.

Exciting times for this great club as many premierships await in the future. Go Manly.

Jack Edwards

Poidevin-Gray Captain 2018/19



## Poidevin-Gray Batting Statistics

Position	Name	Matches	Inn	N/O	100s	50s	HS	Runs	Avg	Ct/St
1	Joel Foster	7	7	0	0	0	44	172	24.57	2
2	Matt Brewster	7	7	0	0	0	35	135	19.29	6/3
3	Joseph Graham	7	7	1	0	1	66	95	15.83	2
4	Oliver Davies	5	5	0	0	1	50	86	17.20	3
5	Isaiah Vumbaca	6	6	1	0	0	29	84	16.80	0
6	Aaron Beard	3	3	0	0	0	48	57	19.00	1
7	Jake Carden	6	6	0	0	0	19	46	7.67	3
8	Andrew Somerville	5	5	1	0	0	25	44	11.00	1
9	Ned Hole	6	5	1	0	0	37	43	10.75	5
10	Jacob O'Sullivan	7	7	1	0	0	16	38	6.33	3
11	Ryan Hadley	2	2	1	0	0	18*	20	20.00	0
12	Jack Edwards	2	2	0	0	0	13	17	8.50	1
13	Brynn Mendel	1	1	0	0	0	15	15	15.00	1
14	Alex Bain	5	2	1	0	0	8	9	9.00	1
15	Hamish Starr	7	5	3	0	0	3	6	3.00	3
16	Will Akhurst	2	1	0	0	0	2	2	2.00	1
17	Aidan Bennett	3	1	0	0	0	1	1	1.00	1
18	Griffin Lea	2	1	0	0	0	0	0	0.00	0

## Poidevin-Gray Bowling Statistics

Position	Name	Matches	Overs	Mdns	Runs	Wkts	Avg	5 WI	BB
1	Joel Foster	7	38	2	171	10	17.10	0	4 for 22
2	Joseph Graham	7	37	4	135	9	15.00	0	4 for 8
3	Andrew Somerville	5	21	0	86	6	14.33	0	2 for 29
4	Alex Bain	5	10	0	62	5	12.40	0	3 for 15
5	Jake Carden	6	28	3	97	5	19.40	0	2 for 16
6	Isaiah Vumbaca	6	12	0	70	4	17.50	0	2 for 12
7	Hamish Starr	7	27	1	117	4	29.25	0	2 for 33
8	Ryan Hadley	2	15	0	54	3	18.00	0	2 for 39
9	Aaron Beard	3	17.3	1	82	2	41.00	0	1 for 32
10	Jack Edwards	2	1	0	3	1	3.00	0	1 for 3
11	Oliver Davies	5	7.2	0	52	1	52.00	0	1 for 27
12	Jacob O'Sullivan	7	1	0	4	0	N/A	0	0 for 4
13	Aidan Bennett	3	1	0	8	0	N/A	0	0 for 8



## Poidevin-Gray Match Results

RND	Dates	Scores	Result	Scores	Venue
1	7 <sup>th</sup> Oct 18	Western Suburbs <b>9/66</b> JS Graham 4/8, I Vumbaca 2/12	def	Manly-Warringah <b>9/131</b> JW Foster 30, M Brewster 27	Pratten Park
2	21 <sup>st</sup> Oct 18	Manly-Warringah <b>7/131</b> O Davies 50, JW Foster 30	def by	Gordon <b>5/136</b>	Manly Oval
3	21 <sup>st</sup> Oct 18	Manly-Warringah <b>7/147</b> M Brewster 34, I Vumbaca 29, A Somerville 25	def by	UNSW <b>8/187</b> A Somerville 2/29, A Bain 2/30	Manly Oval
4	28 <sup>th</sup> Oct 18	Fairfield Liverpool <b>8/85</b> A Bain 3/15, JW Foster 2/18	def	Manly-Warringah <b>83</b> JW Foster 28	Rosedale Oval
5	11 <sup>th</sup> Nov 18	Manly-Warringah <b>116</b> E Hole 37	def by	Eastern Suburbs <b>148</b> JW Foster 3/36, J Carden 2/16, H Starr 2/33	Manly Oval
6	18 <sup>th</sup> Nov 18	Manly-Warringah <b>193</b> JS Graham 66, AP Beard 48	def	Sutherland <b>111</b> JW Foster 4/22, I Vumbaca 2/33	Manly Oval
7	13 <sup>th</sup> Jan 19	Bankstown <b>7/250</b> R Hadley 2/39	def	Manly-Warringah <b>164</b> JW Foster 44, M Brewster 35	Bankstown Oval



## Green Shield Report

Position	Team	P	WO	W1	D	L1	LO	Wkts Lost	Runs For	Wkts Taken	Runs Agst	Points
1 <sup>st</sup>	Manly-Warringah	7	0	7	0	0	0	45	1358	64	1256	44

### Team list

Joel Davies (C), Oscar Lucius (VC), Josh Seward (VC), Sam Barnett, James Buchanan, Seb Bush, Sam Dunn, Evan Dunnachie, Sam Jones, Ollie Melville, Luke Morley, Matt Somerville, Finlay Thornton, Lachlan Trewartha, Tom Wood

The Green Shield summer of 2018/19 was a very memorable season. Following the success of last year's group, no one knew how the new season would pan out. A fresh crop of young talent, to add to the returning players in Davies, Seward, Lucius, Jones and Morley, brought about plenty of excitement. The inclusion of two new faces from our country partner club Toronto, Matthew Somerville and Finlay Thornton, both proved to be outstanding additions to our squad. These two young men fitted in seamlessly and it is a credit to their families and the Toronto Club for the development of these fine young men.

Whilst we fell one short for the second season in a row, this season was a huge success and will be remembered by the boys fondly for years to come. The emphasis placed on enjoyment, mateship and selflessness rubbed off well on the boys as coaches David Gainsford, Roy Vumbaca, Tom Kaye and David Gardiner, all continued to make sure that enjoyment was our top priority, and any on field success was just an added bonus.

### Match summaries

#### Round 1 vs Gordon

After months of trialling the season finally kicked off at Chatswood Oval. Joel Davies started his Green Shield captaincy off with a lost toss as Gordon elected to bat first. New recruit Matthew Somerville showcased his wicket taking ability early, as the seam bowler picked up vital early wickets, finishing with 3/21 from 5 overs. He was well supported by the rest of the bowling unit, in particular off-spinner Lachie Trewartha. Lachie bowled beautifully, picking up 3/23

from his 10 overs. After a clinical bowling and fielding effort, the boys required 151 to notch up their first victory of the summer.

Oscar Lucius suffered from heat stroke as the humidity at Chatswood got the better of him. A slight shuffle to the batting order saw an opportunity present itself to a very gifted all-rounder in Josh Seward as he joined Jimmy Buchanan at the crease. Jimmy departed early, and Thornton shortly afterwards which brought our captain Joel Davies to the crease. Seward (48) and Davies (60\*) piled on 93 runs for the third wicket at a run a ball. This saw an opportunity none of us were expecting at the commencement of the innings, a bonus point victory. The fearlessness and composure the boys had throughout their innings set a tone for run chases to follow throughout the season as we notched up our first bonus point victory with 2 balls to spare.

A great start to the season against a strong Gordon outfit who we ended up playing again in the Quarter Final.

#### Round 2 vs Western Suburbs

Our first home game of the season saw many of our boys experience the great facilities at Manly Oval for the first time. As per tradition, the day started with a few jokes before entering into Loz and Roy's signature warm-ups. Joel won the toss and elected to bat on a great looking wicket. Our batting innings started off slower than our previous game, as we lost early wickets in Seward, Lucius and Thornton to be 3/37. Davies backed up his excellent innings in game one, setting a great platform with a classy 79. He was well supported throughout by Ollie Melville (40), as the pair put on a vital middle-order partnership of 104.

With a solid total of 196 on the board, it was up to our bowlers to back up the batters and help steer us to our second victory in as many games. Wickets were shared amongst our bowling unit as we took a

number of wickets early to have Wests in a similar position at 3/30. A middle order fightback saw the game take a turn as two of the Wests batsmen continued to shift the momentum away from the home side. An excellent fielding display saw 4 runouts help the Tah's hold on for a 7 run victory.

A cracking game of cricket celebrated with a great team song afterwards.

### Round 3 vs Sutherland

The final match before the Christmas break saw the Tah's venture south to Glenn McGrath Oval. Looking to keep the momentum rolling from the first two matches, Sutherland elected to bat first on a typically flat Glenn McGrath wicket. Opening bowler Sammy Dunn led the charge as he picked up tidy figures of 3/22 from 8 overs. Manly took consistent wickets throughout the Sutherland innings, however, a substandard fielding and bowling effort in the final 10 overs saw Sutherland post a strong total of 191.

After two strong batting performances, the boys were confident we could get the job done and the afternoon's batting display was one to remember. We are unsure whether it has ever been done before, but for a Green Shield side to chase down 191 with a bonus point was a rare and memorable feat. Both openers fell cheaply which saw Jones (53) and Davies (79) come to the crease. These two found the boundaries regularly as well as rotating the strike. It was some of the more impressive batting seen in one day cricket. Both men fell selflessly just short of our victory as Barnett and Dunnachie got the job done off the last ball.

Three from three heading into the break, what a start!

### Round 4 vs Mosman

Our winning ways continued into the New Year as we had yet another successful run chase against Mosman at Manly Oval. Mosman posted a strong first innings total of 205 from their 50 overs which saw yet another tricky chase ahead for the Tah's. Davies lead the way again with a clinical 71\*. This was his 4<sup>th</sup> consecutive 50 to start the Green Shield campaign. He was well supported by Seward (25), Thornton (27) and Lucius (22\*) as the boys brought home the win with 3 overs to spare.

### Round 5 vs Bankstown

Round 5 saw yet another exciting match take place as it came right down to the wire. After being sent in to bat on a good looking wicket, we posted yet another strong total of 223. Davies led the charge again, however, missed out on his fifth half century in as many games as he fell for 48. A middle-order collapse saw us in big trouble at 6/102. The character of our side was tested in full and our fightback showcased the heart of our side as Thornton (67) and Somerville (25) put on a vital 64 run stand in what ended up being a match defining partnership.

Our bowling group toiled hard in difficult conditions to hold on to win in the final over of the match by 3 runs. A special mention to Matthew Somerville who bowled the final over of the match and held his composure to top off a strong all-round performance from the Toronto junior.

### Round 6 vs Sydney University

After a nail-biting game in Round 5, we had all but booked a place into the final 8 as we stood at the top of the table heading into the penultimate round of the season. It would have been easy for a group of young men to become complacent, overconfident and expect to just keep winning. The level headedness, humility and composure of the group was on display yet again as the boys stayed locked in and were determined to keep our winning form going, as we pushed for the coveted Minor Premiership.

A sluggish start to our batting innings with the loss of some key early wickets provided yet another challenge for our batting group to overcome. Another half century from Davies (50) helped steer our middle order fight back as Lucius also provided great support with a classy 40 at the other end. Melville and Somerville helped finish off the innings well as we posted a competitive total of 179 on a slow Manly Oval outfield.

With a modest total on the board, early wickets were going to be crucial towards our success and openers Josh Seward and Matthew Somerville got us off to a great start. As expected, Sydney Uni's middle order showed great grit and determination as former Manly junior Tom Phelps helped lead the way for the visitors with a well-made 63. Excellent spells from Trewartha (2/23) and Davies (2/26) helped tighten the screws on



Sydney Uni's middle-to-later order, resulting in a 20 run victory for the Tah's.

Another outstanding team effort!

### Round 7 vs Penrith

The final round of the regular season saw the boys venture out west to Howell Oval. Special thanks to St Augustine's for lending their bus to the group for the day's play. A very hot day set the scene for what was arguably the game of the season as both sides entered the final round undefeated with the Minor Premiership on the line. After losing the toss, we were sent in to bat first on a sticky wicket. Early wickets fell again, however, another strong partnership from Lucius (53) and Davies (72) helped resurrect the Manly innings. A special mention must go to these two boys as they batted long periods of time, in oppressive heat, showcasing their heart and leadership. The boys posted a strong total of 212 after their 50 overs which proved to be enough.

A strong bowling and fielding display helped the boys to their 7th win of the season. Luke Morley was the pick of the bowlers with 3/29. An outstanding team performance as we defeated Penrith by 69 runs.

### Quarter Final vs Gordon

After a dominant victory in Round 1 against the Stags, we knew they would come back bigger and better for the Quarter Final. Winning the toss, Joel elected to bat first. Our solid opening pair of Seward and Barnett got off to a strong start as we got through the first 10 overs unscathed. Gordon pulled things back as they dismissed Seward, Jones and Davies in relatively quick succession. This saw the match evenly poised as the boys had to dig deep to post a defendable total. Contributions from Barnett, Lucius and Thornton saw the boys post a solid total of 159.

With a modest total on the board, our bowlers were to be tested as the strength of Gordon's batting lineup threatened to end our unbeaten season. Early wickets were needed and openers Sam Dunn and Matthew Somerville delivered the goods. The rest of the bowling unit supported the two openers superbly to ensure the Gordon innings never gathered any momentum, being bowled out for 89. Another strong team victory with many contributions.

### Semi Final vs Blacktown

Another home final saw the dangerous Blacktown side arrive at Manly Oval on the back of an impressive run chase of 200+ in their Quarter Final. Similar to the Quarter Final, we elected to bat first on a good looking wicket. The boys got off to a terrific start. Seward departed after another strong and promising start. Barnett and Jones continued to showcase their talent with the bat, putting on 97 for the second wicket. With the score at 1/162, the innings hit a standstill as our middle order collapsed. Thanks to the fluent scoring earlier from Jones, there was plenty of time for the boys to recover and that they did. Thornton and Lucius both made solid contributions again and the long leavers of Dunnachie helped boost the boys to an outstanding score of 244.

After posting such a strong score, it would have been understandable for our boys to show some complacency, but to their credit, they maintained the hunger and determination they showed all season and bundled Blacktown out for 80. Seward and Somerville were excellent with the new ball both picking up two wickets. The afternoon, however, belonged to our off-spinner Lachie Trewartha. Lachie bowled the house down with great consistency as he ripped through the Blacktown middle order, taking an impressive 5/20 from his 9.4 overs.

### Final vs Northern Districts

The Green Shield Final of 2018-2019 could not have seen a more fitting conclusion as two unbeaten sides met for the big dance at Manly Oval. A wonderful crowd and perfect weather set the scene for what was hopefully going to be Manly's first Green Shield title of the century.

After our excellent batting performance in the Semi Final, Joel won the toss and without hesitation elected to bat. Our innings got off to a sluggish start as Northern Districts heaped a mountain of pressure on the Tahs by taking consistent wickets up front. Davies tried his best to glue the innings together but fell in unfortunate fashion. Credit to Northern Districts as they were ruthless throughout their entire bowling innings, bowling with great discipline and consistency which proved to be too much for the boys. Our worst batting effort of the season unfortunately took place on the biggest day of the season as we were dismissed for 116.

With everything on the line, the boys got themselves up for one last fight but unfortunately some impressive batting from the Northern Districts openers saw them put on 102 for the first wicket, all but putting the icing on the cake for their terrific season. They won the match by 9 wickets and thoroughly deserved the win as they outplayed us in all facets on the day.

A disappointing end to what was an amazing season. Each individual in the squad showcased moments of brilliance throughout the season and made strong contributions to the results that followed.

From a coaching standpoint, we could not have been happier with how the season panned out. Whilst the success of this side was excellent in reaching the Grand Final, our biggest success was the comradery and mateship that resulted from the boys spending quality time with each other over the summer holidays. Our aim for this campaign was to ensure the boys had a season to remember, develop friendships, life-skills and their cricketing abilities and I think it's fair to say that this was the case.

Special mention to the leadership group in Davies, Lucius and Seward. Not only did their performances lead the way for this squad, but also their conduct along the way was to be credited. The sportsmanship all of these men displayed throughout the season was of the highest class and they more than certainly did the coaching staff, the club and their families proud. Well Done Boys.

### Special performances

Listed below are some special achievements and acknowledgments resulting from the fantastic Green Shield campaign.

#### Joel Davies

- Green Shield Merit Squad – 1st Team.
- Green Shield leading run-scorer (SCA and Manly)
- Green Shield record holder (Batting Aggregate)
- Langdon Gould Memorial Scholarship recipient
- 2nd Grade Debut

Joel stepped into the captaincy role seamlessly this season. He displayed maturity beyond his years and was very much the catalyst for the success of the group this season. Whilst many others players had

strong performances, Joel's consistency throughout the regular season was exemplary. Notching up half centuries in all matches bar one (he fell 2 runs short on 48) was the driving force for many of our strong batting performances this summer. These are some impressive feats but his most impressive performances of the season don't show on the scorecard.

Joel's captaincy this summer was some of the best seen at any level of cricket, let alone from a 15 year old. His cricketing brain, similarly to his ability, was on another level throughout the season. Not only were his bowling and field changes exceptional, but his leadership of the group with the support of his vice captains, was also outstanding. Joel also reached the impressive feat of debuting in 2nd grade and most definitely didn't look out of depth on the day. With another season left, we are excited to see what next season holds for Joel.

#### Oscar Lucius

- Most dismissals (SCA)
- 4th Grade debut

Much of the success of the Green Shield team can be attributed to the tremendous work and support from a number of key people. Team Manager Adam Lucius was exceptional and had everything off field running like clockwork. To have 2nd grade and PG's scorer Gordon Currie generously give his time and provide live scoring was greatly appreciated.

Every parent contributing to provide afternoon teas of the highest order, wash clothes, organise shade tents and do anything asked of them. Henry Lucius for doing the scoreboard, drinks assistance and every job the coaches didn't want to do – you were amazing. A huge thank you to Will Gustafson for all your off field support of the team.

To Alan Wright and Don Sellin for their continual support over so many years, and to the many spectators from the Manly Warringah Cricket family who came to watch and support the boys, including many of our away games.

Finally a heartfelt thank you to every player, parent and support staff member for making our coaching of the Green Shield team such an incredibly rewarding

experience. We had many, many laughs, some tears, but above all, the enjoyment of watching 15 wonderful young men bond together into a tight unit who wanted nothing more than to work hard for each other and play the best cricket they could every time they took the field.

David Gainsford, David Gardiner, Tom Kaye and Roy Vumbaca

Green Shield Coaches 2018/19





## Green Shield Batting Statistics

Position	Name	Matches	Inn	N/O	100s	50s	HS	Runs	Avg	Ct/St
1	Joel Davies	10	10	2	0	6	79	501	62.63	5
2	Sam Jones	10	9	1	0	2	67	228	28.50	5
3	Oscar Lucius	10	9	2	0	1	53	184	26.29	12/3
4	Finlay Thornton	9	9	0	0	1	67	168	18.67	1
5	Sam Barnett	10	9	2	0	1	53	158	22.57	1
6	Josh Seward	10	9	0	0	0	48	152	16.89	2
7	Oliver Melville	10	6	0	0	0	40	105	17.50	4
8	Matthew Somerville	10	7	3	0	0	25*	63	15.75	1
9	Evan Dunnachie	9	7	3	0	0	34*	49	12.25	1
10	Luke Morley	10	4	2	0	0	9*	24	12.00	3
11	James Buchanan	5	3	0	0	0	7	14	4.67	0
12	Tom Wood	6	3	0	0	0	10	11	3.67	0
13	Lachlan Trewartha	9	2	1	0	0	1*	1	1.00	3

## Green Shield Bowling Statistics

Position	Name	Matches	Overs	Mdns	Runs	Wkts	Avg	5 WI	BB
1	Lachlan Trewartha	9	63	7	186	12	15.50	1	5 for 20
2	Matthew Somerville	10	52.3	6	179	10	17.90	0	3 for 21
3	Josh Seward	10	57.3	8	184	8	23.00	0	4 for 18
4	Sam Jones	10	44.2	5	152	7	21.71	0	2 for 19
5	Luke Morley	10	42.5	3	160	6	26.67	0	3 for 29
6	Joel Davies	10	54	6	179	6	29.83	0	2 for 26
7	Samuel Dunn	8	26	0	87	5	17.40	0	3 for 22
8	Oliver Melville	10	23	6	90	4	22.50	0	2 for 4
9	Sebastian Bush	5	9	0	41	3	13.67	0	1 for 11
10	Evan Dunnachie	9	39.5	2	136	2	68.00	0	1 for 9
11	Sam Barnett	10	25	3	92	1	92.00	0	1 for 17
12	Tom Wood	6	3	0	10	0	N/A	0	0 for 10



## Green Shield Match Results

RND	Dates	Scores	Result	Scores	Venue
1	16 <sup>th</sup> Dec 18	Gordon <b>150</b> MD Somerville 3/21, L Trewartha 3/23	def by	Manly-Warringah <b>3/151</b> J Davies 60*, JW Seward 48	Chatswood Oval
2	18 <sup>th</sup> Dec 18	Manly-Warringah <b>7/196</b> J Davies 79, O Melville 40	def	Western Suburbs <b>189</b>	Manly Oval
3	20 <sup>th</sup> Dec 18	Sutherland <b>191</b> S Dunn 3/22, S Jones 2/19	def by	Manly-Warringah <b>4/192</b> J Davies 79, S Jones 53	Glenn McGrath Oval
4	5 <sup>th</sup> Jan 19	Manly-Warringah <b>4/205</b> J Davies 71*, S Jones 27, F Thornton 27	def	Mosman <b>7/204</b>	Manly Oval
5	13 <sup>th</sup> Jan 19	Bankstown <b>7/220</b>	def by	Manly-Warringah <b>223</b> F Thornton 67, J Davies 48, MD Somerville 25*	Grahame Thomas Oval
6	15 <sup>th</sup> Jan 19	Manly-Warringah <b>9/179</b> J Davies 50, O Lucius 40, O Melville 25	def	Sydney University <b>159</b> MD Somerville 2/11, L Trewartha 2/23, J Davies 2/26	Manly Oval
7	17 <sup>th</sup> Jan 19	Penrith <b>143</b> L Morley 3/29, J Davies 2/31	def by	Manly-Warringah <b>8/212</b> J Davies 72, O Lucius 53	Howell Oval
QF	22 <sup>nd</sup> Jan 19	Manly-Warringah <b>159</b> S Barnett 39, JW Seward 28	def	Gordon <b>89</b> JW Seward 4/18, O Melville 2/4	Manly Oval
SF	24 <sup>th</sup> Jan 19	Manly-Warringah <b>6/244</b> S Jones 67, S Barnett 53, E Dunnachie 34*, JW Seward 28	def	Blacktown <b>80</b> L Trewartha 5/20, MD Somerville 2/19, JW Seward 2/20	Manly Oval
GF	28 <sup>th</sup> Jan 19	Manly-Warringah <b>116</b> J Davies 29	def by	Northern District <b>1/117</b>	Manly Oval





# Quest Events

Meet.  
Learn.  
Grow.

Quest Events is a fast-growing business information and networking event provider – producing timely and relevant conferences, exhibitions and training seminars for industry and government participants alike.

Through high-level networking and knowledge provision, our unique events are designed to inform and inspire you – helping you grow your business and progress your career.

## WHATS UNIQUE ABOUT OUR CONFERENCES?



### TOP SPEAKERS -

including C-level and other senior decision makers from the respective industries and companies



### FOCUSED AUDIENCE -

senior industry experts attend our events to understand the opportunities and challenges of applying new strategies, methodologies and technologies to their industry



### MIX OF RESPECTIVE INDUSTRIES & COMPANIES -

our events bring together industry experts and solution providers, with at least 50% from primary market



25 - 27 June 2019  
Aerial UTS Function  
Centre, Sydney |  
Australia



25 - 27 June 2019  
SMC Conference &  
Function Centre | Sydney |  
Australia



22 - 24 July 2019  
UNSW Roundhouse |  
Sydney | Australia



6 - 8 August 2019  
Aerial UTS Function  
Centre  
Sydney | Australia



3 - 5 September 2019  
Hilton Hotel | Sydney |  
Australia



10 - 12 September 2019  
SMC Conference &  
Function Centre Sydney |  
Australia



10 - 12 September 2019  
SMC Conference &  
Function Centre Sydney |  
Australia



22 - 24 October 2019  
Melbourne | Australia

## FOR PARTNERSHIP OPPORTUNITIES PLEASE CONTACT:

Aleks Zids | Managing Director | Quest Events

+61 (0)2 9977 0565 | [info@questevents.com.au](mailto:info@questevents.com.au) | [www.questevents.com.au](http://www.questevents.com.au)



## Women's Coaches Report

Leading into the pre-season we were still unclear whether Cricket NSW would introduce an U15 Competition this season. We had catered for having two teams this year building on our inaugural Brewer Shield team last season. Closer to the season starting it became apparent that CNSW was having some resistance to getting the competition off the ground so we put the feelers out for some older girls and ladies to play in a possible 3rd grade competition.

Feedback was promising and it looked like we would have just enough to field a 3rd grade team and draw on a few Brewer Shield girls when we were short. Our 3rd grade squad was a mix of some more experienced players coming back into the game after a few years off, a couple of beginners, a few who had out grown the local junior competitions and a few Brewer Shield girls keen to play more cricket on a Saturday afternoon.

We went into the season without much of a gauge on the standard of the competition. We had a slow start to the season with two washouts, two losses, one win and a bye. But the girls started to find their straps scraping into the semi-final of the one day competition gallantly going down to Gordon. They improved on that placing to finish 3<sup>rd</sup> in the T20 competition after Christmas.

The improvements in their cricket skills and confidence throughout the season was a joy to watch, but it was their enthusiasm for the game that was contagious.

Our Brewer Shield team last year was very young and the experienced gained from that would hold us in good stead for this season. Some of the squad came off a strong U15 Margaret Peden junior rep season where they made the semi-finals for the first time. The Peden team were bolstered by a couple of older girls from last year and a couple of stars from the U13 Mollie Dive team.

The Brewer Shield squad continued their improvements and these were reflected in their performances on the field going on to win 5 of our 13 games with one washout. There were also a number of improvements on personal top scores and highest team totals. Our strength though was probably the

depth in our bowling with all bowlers able to bowl accurately and take wickets.


In the week before Christmas, CNSW sprung the news that they wanted to introduce an U15 pilot competition into the tail end of the season. Drawing on the depth of our Brewer squad and adding to this some girls from our U13 Mollie Dive junior rep team and some leading performers in the local U15 girl's competition, we were able to field a team for the 6 match competition.

With 3 wins and a draw the girls finished 4<sup>th</sup> out of 10 teams.

We were lucky to have 3 great captains leading our teams this season. Esme Cooke, Mia Waddington and Mia Nel all set the tone for playing a strong brand of competitive cricket with very high emphasis on spirit of cricket. They were all very professional in the way they lead their teams on the field and respected the opposition and officials.

I will also take this opportunity to congratulate Ross Denny on the 2018/19 Clubperson of the Year award and thank him for all his help this season. He is a man of many skills. Our rapidly growing club requires a mountain of administration to get through to ensure everything runs smoothly. The majority of this work is done by Ross and all done to the highest of standards. Add to this, his managerial and coaching skills at training and match day and my job is made so much easier.

I would also like to thank all our assistant coaches this season. Glyn Archer, Mickey Edwards and Bobby Rollins for volunteering their time to help out at training as well as our volunteer parents Bill McLerie, Scott Osborne, Andrew Mulcahy, Shane Guyot, Brendan James, Anthony Nicey, Louis Nel, Sharon Lacey, Toby Horstead, Sharon Melville and Hannah Gruber who all at various times assisted at training and match days throughout the season. The MWDCC women's cricket machine doesn't run without you and I really appreciate all your good work.



Our Board continues to embrace the growth in women's cricket on the Northern Beaches and I thank them for their support in making this possible. This growth is also underpinned by strong MWJCA junior girl's competitions and I thank Deanne Hutt and Scott Osborne for their work here and all the parents of junior girl's teams for their tireless work as well.

We have a young playing group and it is expected that their skill level will continue to improve. But the speed of this improvement is also down to the attitude of the players to apply themselves to everything they do. While we are a growing club

providing a pathway for these young players we will continue to accept older players wanting to try cricket in our 3rd grade competition.

It has been a long season but as the curtain is drawn on 2018-19, I am already looking forward to next year and the possibility of fielding a women's 2nd grade team including playing in the Combined 1st-2nd grade T20 competition, as well as our 3rd grade, U18 Brewers Shield and U15 competitions.

Simon Waddington  
Head Coach – Women's Cricket 2018/19



## 3<sup>rd</sup> Grade Women's Report

Position	Team	P	W	D	L	B	Wkts Lost	Runs For	Wkts Taken	Runs Agst	Points
4 <sup>th</sup>	Manly-Warringah	7	2	2	3	2	42	645	37	799	30.8

Firstly, congratulations to Gordon on winning the Third Grade Women's 40 over competition for the 2018/2019 season, and St George-Sutherland for winning the Third Grade T20.

After the success of the Brewer Shield team in the 2017/18 season, it was an exciting prospect to launch a Third Grade Women's team after 30 years. A young and excitable team was formed at the beginning of the season with little expectation but to enjoy the hallowed game. Through hard work during training sessions, excellent coaching and determination, the team made incredible progress.

A few of our players having only taken up the sport this year went on to open the bowling attack, retire not out and play well under pressure at the end of an innings. The team, while new to the league competed competitively even against the more established and experienced sides. They brought a huge amount of fun and enjoyment to every match they played. It was an incredible achievement for the team to not only make the semi-finals in the one day competition but also in the T20 competition. This was a true testament to the hard work and skill of the girls and the dedication of the coaching team.

I would like to thank our coach Simon Waddington and our team manager Ross Denny for their huge contribution to the team. Every week there was a lot of behind the scenes work to find additional players and to organise the training sessions to ensure the success of our team in the competition.

I would also like to thank all of the other helpers who really gave their all during training and matches to get the best out of the team this year. Your support, encouragement and fun helped all the girls and the whole women's side grow to where it is today. A final thank you to the club which has helped make a new third grade team feel the strong spirit of the Manly-Warringah Community.

**Esme Cooke** captained the side this year and learnt a great deal about tactics and fielding positions. Trying to find a good balance between speed and accuracy of her bowling throughout the season.

**Jess Kaye** batted well in the games she played, helping to increase the run rate and build partnerships.

**Mia Waddington** really used her pace in the bowling attack to take vital wickets as well as open the batting, gaining confidence in her shot selection. She took on the additional role of captain in her stride.

**Kristie Crawford** was impressively our leading wicket taker *and* run scorer for the season. A key player with the bat and the ball, but also showed her skills fielding and keeping the team enthusiastic throughout the overs.

**Sarah Gordon** showed immense improvement with her bowling having only taken to cricket this season. She regularly opened the bowling taking key opposition wickets. Her confidence with the bat will continue to grow.

**Claire Waddington** had no fear in the field and fared well under great pressure when runs were needed towards the end of the innings. She made good improvements over the season and has the core skills which will allow her to continue this growth.

**Nat Guyot** consistently opened our batting, despite a few run outs of other team members early in the season, she worked hard and has a great repertoire of shots. She was an excellent wicket keeper and her enthusiasm kept the team going through the overs.

**Olivia Hough** displayed some exceptional fielding with diving catches on the boundary. She also successfully tried her hand at wicket keeping and her



continued work on her batting really came through towards the end of the season.

**Renee Hough** developed both her batting and bowling over the season. When taking her time to get her eye in she scored really well and that consistency will continue to develop next season.

**Sienna James** upset plenty of our opposition with her spin bowling, taking key wickets when batters seemed to be settled in. Her aggressive batting style was especially effective at increasing the run rate and getting the score going.

**Isabelle Keene** improved her ability and confidence throughout the season in all aspects of the game. A real focus on her batting in the latter part of the season showed with her shot selection and her fielding ability really developed.

**Abby Taylor** showed great progress during the season, her positive intent in her batting made her a good partner to be at the crease with. Continuing to develop her accuracy with her bowling will put her in a great position for the coming season.

**Alicia Humphrey** started her season extremely well with a wicket in her first over and continued to be a key bowler for the team. Her batting will continue to improve with time spent at the crease.

**Chelsea McLerie** has a strong bowling action with great pace. While one of our younger players, she showed good maturity with her bowling and scored some vital runs during her innings.

**Robyn Medley** performed well with both the bat and the ball. Showing determination, she faced much older and experienced bowlers with ease and great shot selection. She is a great asset in the field with her enthusiasm and skill.

Thank you also to Gemma Lacey and Jess Mulcahy who stepped up from the Brewers squad to play two matches each for the team.

And a final big thanks to all of the team – your enthusiasm and spirit made it a pleasure to captain you and I look forward to watching your progress over the coming seasons.

Esme Cooke  
Women's 3rd Grade Captain 2018/19



### 3<sup>rd</sup> Grade Women's Batting Statistics

Position	Name	Matches	Inn	N/O	100s	50s	HS	Runs	Avg	Ct/St
1	Kristie Crawford	16	16	5	0	3	51*	346	31.45	3
2	Natalie Guyot	19	18	3	0	0	46	333	22.20	8
3	Mia Waddington	19	19	6	0	0	33*	228	17.54	5
4	Renee Hough	19	18	6	0	0	49*	165	13.75	5
5	Robyn Medley	10	8	3	0	0	35	165	33.00	5
6	Sienna James	16	16	0	0	0	39	153	9.56	3
7	Olivia Hough	19	18	3	0	0	27	150	10.00	6
8	Abby Taylor	13	12	2	0	0	12	71	7.10	2
9	Chelsea McLerie	13	12	4	0	0	18*	68	8.50	2
10	Isabelle Keene	19	16	2	0	0	31*	59	4.21	2
11	Claire Waddington	14	13	3	0	0	17	59	5.90	2
12	Jessica Kaye	4	3	0	0	0	21	46	15.33	1
13	Esme Cooke	10	9	3	0	0	15*	38	6.33	3
14	Sarah Gordon	16	10	3	0	0	14	38	5.43	6
15	Jessica Mulcahy	2	2	1	0	0	31*	32	32.00	1
16	Gemma Lacey	2	2	1	0	0	22*	27	27.00	0
17	Alicia Humphrey	11	7	2	0	0	6*	13	2.60	0

Please Note: Above stats include T20 stats.

### 3<sup>rd</sup> Grade Women's Bowling Statistics

Position	Name	Matches	Overs	Mdns	Runs	Wkts	Avg	5 WI	BB
1	Kristie Crawford	16	59	10	187	17	11.00	0	3 for 13
2	Mia Waddington	19	68	12	243	16	15.20	0	2 for 7
3	Sienna James	16	54	6	205	12	17.10	0	3 for 22
4	Sarah Gordon	16	56	6	209	10	20.90	0	4 for 5
5	Renee Hough	19	33	1	179	7	25.60	0	2 for 27
6	Robyn Medley	10	33	5	106	6	17.70	0	2 for 9
7	Alicia Humphrey	11	17	1	90	5	18.00	0	2 for 1
8	Isabelle Keene	19	30	1	247	5	49.40	0	1 for 7
9	Esme Cooke	10	31	0	147	4	36.80	0	1 for 9
10	Olivia Hough	19	15	1	104	4	26.00	0	2 for 9
11	Chelsea McLerie	13	39	6	146	4	36.50	0	1 for 1
12	Jessica Mulcahy	2	6	2	13	3	4.33	0	2 for 6
13	Gemma Lacey	2	6	1	28	2	14.00	0	2 for 12
14	Abby Taylor	13	9	0	68	2	34.00	0	1 for 10
15	Claire Waddington	14	16	0	89	1	89.00	0	1 for 11
16	Jessica Kaye	4	1	0	6	0	N/A	0	0 for 6

Please Note: Above stats include T20 stats.



## 3<sup>rd</sup> Grade Women's Match Results

RND	Dates	Scores	Result	Scores	Venue
1	6 <sup>th</sup> Oct 18	Bankstown	drew	Manly-Warringah	O'Neill Park
2	13 <sup>th</sup> Oct 18	Universities Blue	drew	Manly-Warringah	Tonbridge Park
3	20 <sup>th</sup> Oct 18	Manly-Warringah <b>9/84</b>	def by	Campbelltown-Camden <b>7/160</b> K Crawford 3/13	Kierle Park
4	27 <sup>th</sup> Oct 18	Gordon <b>9/258</b> S James 3/22, M Waddington 2/50	def	Manly-Warringah <b>155</b> N Guyot 45, S James 39	Forsyth Park
5	3 <sup>rd</sup> Nov 18	Manly-Warringah <b>8/180</b> K Crawford 51*, N Guyot 45	def	Universities Gold <b>8/104</b> K Crawford 2/12, M Waddington 2/14	Kierle Park
6	10 <sup>th</sup> Nov 18	Manly-Warringah	v	BYE	
7	17 <sup>th</sup> Nov 18	Manly-Warringah <b>56</b>	def by	St George-Sutherland <b>6/156</b>	Kierle Park
8	24 <sup>th</sup> Nov 18	Manly-Warringah <b>5/170</b> K Crawford 51*, R Hough 49*	def	Universities Blue <b>7/121</b> O Hough 2/9, R Medley 2/9	Kierle Park
9	1 <sup>st</sup> Dec 18	Manly-Warringah	V	BYE	
SF	8 <sup>th</sup> Dec 18	Gordon <b>5/253</b> M Waddington 2/12, R Hough 2/27	def	Manly-Warringah <b>9/226</b> K Crawford 49, N Guyot 46, R Medley 35	Forsyth Park





## Brewer Shield Report

Position	Team	P	WO	W1	D	L1	LO	Wkts Lost	Runs For	Wkts Taken	Runs Agst	Points
4 <sup>th</sup>	Manly-Warringah	13	0	5	1	7	0	97	1172	102	1335	45.3

We approached our second year in the Brewer Shield Competition with much less apprehension than the first thanks to the experience gained by the team last year. Our confidence was also lifted by some strong junior rep performances before our Brewer season commenced.

Our season started with two losses to strong teams Gordon and Northern Districts Blue, but we turned it around with a good win in round 3 against the newcomers UTS North Sydney. Rounds 4 and 5 saw us host a T20 double header at Manly Oval. Despite going down to Sydney in the first game, we were able to defeat last year's premiers, Gordon, in the second T20. Some tight bowling in round 6 saw us knock over comp leaders Northern Districts Blue at Grahams Reserve, but then travelling away to Killara Oval brought us back to earth with a heavy defeat to Gordon that reminded us a bit of last season. However, the next round brought the highlight of our season where we chased down Northern District Gold's total of 150 runs, with stellar batting performances from Hannah Woolf and Chloe Osborne.

However, this peak did not last, as it was followed by a loss to Sydney in round 9 in which the debutant Renee Hough top scored, and a big defeat to Northern Districts Blue in round 10, where we collapsed after a 73 run opening stand by Nat and Robyn to be all out for 86. Despite this, we pushed back to attain another win against UTS North Sydney with Robyn Medley securing the win with a great effort of 90\*. Robyn then went on to captain the 12th round match against Northern Districts Gold however, despite an all-round good bowling effort with Jess Mulcahy taking 4/18, our batting once again failed to fire causing another significant defeat. Finally, our round 13 match against Sydney was washed out to conclude our season and cement us in fourth place in our pool.

Congratulations to Gordon who topped our pool, and to eventual premiers Parramatta.

I cannot thank our coach Simon Waddington and our manager/assistant coach Ross Denny enough for their contribution to Manly women's cricket this year. The girls have improved tremendously under their guidance together with help from Mickey Edwards, Glyn Archer, Bobby Rollins, Scott Osborne, Bill McLerie, Andrew Mulcahy.

Thank you also to Brendan James for carrying out the scoring duties and Shane Guyot for assisting Ross with some of the match day management tasks. Also thank you to our catering manager Sharon Melville and in fact all the parents for preparing a delicious lunch-time feast at all home games.

**Jessica Mulcahy** had a strong junior DCA season scoring a hundred but in Brewers it was her bowling that was the highlight. She picked up a yard of pace compared to last season and her accuracy was faultless getting many of her wickets bowled.

**Robyn Medley** proved herself highly effective with the bat this season, with an amazing 90\* and numerous other high scores that contributed to her becoming the team's leading run scorer this season. Robyn's left arm inswingers were also highly effective with a total of 10 wickets, and her calm composure in the field restricted the opposition scoring and helped build pressure.

**Natalie Guyot** has greatly improved over the last few years and her ability to bat through the overs despite wickets tumbling around her is highly valued. Her enthusiasm to train and play has allowed her to expand her repertoire of shots and pick up consistent, higher scores than her previous seasons. Nat's continual positive energy while keeping and fielding lifts the team and pushes us to perform better.

**Hannah Woolf** shared the keeping duties with Nat and similarly provided great energy on the field. Although it wasn't until round 8 against Northern Districts Gold that she transferred her skill with the bat in the nets onto the field and achieved her well-deserved top score of 50 not out.

**Laura Judson** showed great determination to improve and play to the best of her ability. This led to her becoming a highly effective opening bowler with her consistent outswing bowling which will continue to improve and enable her to take more wickets. Laura's batting also improved enormously throughout the season and despite limited opportunities, she was able to gain valuable runs when we had limited wickets to spare. Future cricket endeavours will see Laura continuing her high standard of bowling and moving up the batting order.

**Gemma Lacey** has improved enormously from last season, especially with her batting. Occasionally her bowling confidence dipped and she sometimes struggled to attain the results she is highly capable of achieving. Nevertheless, when she bowls consistently, she has proven herself a high level bowler, such as her deserved 2 for 1 off two overs against Northern Districts. Gemma's versatility and willingness in the field is also highly appreciated and has allowed her to take many tough catches and attack the ball to cut off quick singles.

**Chloe Osborne** has been consistent with her bowling and batting throughout the season. However, it wasn't until the back end of the season that she stepped up and started producing solid scores with the bat that will hopefully continue into the future and shape her into a consistently higher order batter.

**Sienna James** was very unlucky not to get more wickets this season. She has the ability to dominate with the bat, however, her form in Brewers did not match some of her great innings in Third Grade. Her bowling was her strength in Brewers this season however, with a lot of opposition batters struggling with the flight and bounce of her off-spinners. A little more consistency will see her dominate this competition.

**Jasmin Wilson** struggled a little bit with her consistency with the ball but in a few matches when her confidence was up, she bowled with great

control, picking up a couple of key wickets. She did have limited opportunities with the bat and is a much better batter than she thinks she is.

**Abbey Melville** did not get many wickets however, her consistent bowling increased pressure on the batters which resulted in wickets falling at the other end. She shows great control with the ball and with a bit more side spin on the ball she will take more wickets next year. Her batting continues to improve with limited opportunities.

**Kate Salmon** had an ability to pick up wickets with good straight bowling. She is a good fielder and very reliable with the ball. She can also dominate with the bat but her patient innings of 28\* against Sydney after a big batting collapse, resurrected our innings and almost got us over the line.

**Chelsea McLerie** is one of our young regular opening bowlers and bowled with good pace and control. The batters gave her a lot of respect and were reluctant to take any chances against her. When she learns to get the seam upright and swing the ball she will clean up. Her batting improved greatly and she should get more chances next season with the bat.

**Mia Nel** was unlucky with the bat being run out a couple of times before getting a start. Her leg spinners continue to improve and we will hopefully see more of them in games soon. She can also bowl seam up with great control and deceptive pace without much run up surprising a few batters and cleaning them up.

We also had **Ruby Gruber** play 3 matches and **Ellie James** and **Jessica Manning** play 2 matches. These girls would have played more games but the U15 competition started up where they all excelled. **Renee Hough** also played one game and ended up top scoring in the match showing the depth of talent we have at Manly.

Lastly, a special thank you to all the players. Your energy and enthusiasm make it very enjoyable to captain. Looking forward now to what next season will bring.

Mia Waddington  
Brewer Shield Captain 2018/19

## Brewer Shield Batting Statistics

Position	Name	Matches	Inn	N/O	100s	50s	HS	Runs	Avg	Ct/St
1	Robyn Medley	10	10	2	0	2	90*	264	33.00	3
2	Natalie Guyot	11	11	0	0	0	26	108	9.82	4
3	Chloe Osborne	10	9	1	0	0	35	107	13.38	2
4	Mia Waddington	11	10	0	0	0	22	78	7.80	3
5	Jessica Mulcahy	10	10	1	0	0	17	72	8.00	5
6	Sienna James	11	10	0	0	0	24	70	7.00	0
7	Hannah Woolf	9	9	2	0	1	50*	66	9.43	3
8	Kate Salmon	8	7	2	0	0	28*	50	10.00	1
9	Gemma Lacey	10	8	0	0	0	14	42	5.25	3
10	Laura Judson	9	4	3	0	0	13*	34	34.00	4
11	Chelsea McLerie	8	6	3	0	0	8	21	7.00	0
12	Abbey Melville	11	5	1	0	0	13	17	4.25	1
13	Mia Nel	8	7	1	0	0	6	15	2.50	3
14	Renee Hough	1	1	0	0	0	15	15	15.00	0
15	Jasmin Wilson	9	5	1	0	0	4	6	1.50	2
16	Ruby Gruber	3	3	1	0	0	2	3	1.50	1

## Brewer Shield Bowling Statistics

Position	Name	Matches	Overs	Mdns	Runs	Wkts	Avg	5 WI	BB
1	Jessica Mulcahy	10	36	4	83	16	5.19	0	4 for 18
2	Mia Waddington	11	33.3	5	102	15	6.80	0	3 for 11
3	Robyn Medley	10	34	5	74	10	7.40	0	3 for 8
4	Kate Salmon	8	22	3	72	8	9.00	0	2 for 1
5	Sienna James	11	47	8	145	7	20.71	0	2 for 11
6	Chloe Osborne	10	22	4	63	6	10.50	0	2 for 6
7	Gemma Lacey	10	21	2	91	5	18.20	0	2 for 1
8	Chelsea McLerie	8	28	4	98	5	19.60	0	2 for 7
9	Laura Judson	9	38	6	126	3	42.00	0	2 for 30
10	Mia Nel	8	24	1	84	2	42.00	0	2 for 7
11	Jasmin Wilson	9	24	1	93	2	46.50	0	1 for 7
12	Abbey Melville	11	38	0	166	2	83.00	0	1 for 4
13	Jessica Manning	2	4	1	19	1	19.00	0	1 for 10
14	Ellie James	2	4	1	31	1	31.00	0	1 for 13
15	Hannah Woolf	9	2	0	10	0	N/A	0	0 for 10
16	Ruby Gruber	3	2	0	10	0	N/A	0	0 for 10





## Brewer Shield Match Results

RND	Dates	Scores	Result	Scores	Venue
1	20 <sup>th</sup> Jan 19	Gordon <b>3/183</b>	def	Manly-Warringah <b>85</b>	Killara Park
2	2 <sup>nd</sup> Dec 18	Manly-Warringah <b>71</b>	def by	Northern District Blue <b>147</b> R Medley 3/8, C Osborne 2/6	Manly Oval
3	9 <sup>th</sup> Dec 18	UTS North Sydney <b>69</b> M Nel 2/7, C McLerie 2/7	def by	Manly-Warringah <b>8/153</b> R Medley 56*	Tunks Park
4	16 <sup>th</sup> Dec 18	Manly-Warringah <b>6/62</b> K Salmon 28*	def by	Sydney <b>9/73</b> K Salmon 2/8	Manly Oval
5	16 <sup>th</sup> Dec 18	Manly-Warringah <b>7/87</b>	def	Gordon <b>58</b> J Mulcahy 3/4, M Waddington 2/4, S James 2/11	Manly Oval
6	27 <sup>th</sup> Jan 19	Manly-Warringah <b>8/56</b>	def	Northern District Blue <b>44</b> K Salmon 2/1, G Lacey 2/1, C Osborne 2/7	Graham Reserve
7	3 <sup>rd</sup> Feb 19	Manly-Warringah <b>83</b>	def by	Gordon <b>91</b> R Medley 2/5, C Osborne 2/6, G Lacey 2/7, K Salmon 2/8	Graham Reserve
8	10 <sup>th</sup> Feb 19	Northern District Gold <b>5/150</b> M Waddington 3/17	def by	Manly-Warringah <b>4/151</b> H Woolf 50*, C Osborne 28*, N Guyot 26	Asquith Oval
9	17 <sup>th</sup> Feb 19	Manly-Warringah <b>86</b>	def by	Sydney <b>109</b> M Waddington 3/11, J Mulcahy 2/9	Manly Oval
10	24 <sup>th</sup> Feb 19	Northern District Blue <b>6/164</b> J Ludson 2/30	def	Manly-Warringah <b>86</b> R Medley 45	Storey Park
11	3 <sup>rd</sup> Mar 19	Manly-Warringah <b>4/189</b> R Medley 90*, C Osborne 35	def	UTS North Sydney <b>86</b> J Mulcahy 2/7, M Waddington 2/8, S James 2/13	Manly Oval
12	10 <sup>th</sup> Mar 19	Manly-Warringah <b>63</b>	def by	Northern District Gold <b>9/161</b> J Mulcahy 4/18, R Medley 2/9	Manly Oval
13	17 <sup>th</sup> Mar 19	Sydney	drew	Manly-Warringah	Ryde Oval



## Under 15's Women's Report

Position	Team	P	WO	W1	D	L1	LO	Wkts Lost	Runs For	Wkts Taken	Runs Agst	Points
4 <sup>th</sup>	Manly-Warringah	6	0	3	1	2	0	45	587	45	489	27.5

What an amazing tournament it has been! Many girls from the team are very new to the game of cricket and for some it's their first year playing for Manly-Warringah. All the girls have improved their cricket skills. It has been an awesome time captaining these girls and we all got on so well. The tournament has been so full of positive attitude, confidence, striving for our goals, improving and most of all having fun.

Throughout the tournament, all the girls have been working hard not just at the games but also trying their very best at training. Working on tiny errors and fixing those errors to make ourselves stronger. With the help of all the coaches (Ross Denny, Simon Waddington, Bobby Rollins - batting coach) we have all gotten stronger with the bat, ball and in the field.

Ross Denny and Simon Waddington have been great role models and great coaches. Through the season they have taught us little key notes that are so important. Just like how to get down to the ball and get it in to the keeper or bowler as fast as you can in the field. As well as improving at every training, Ross and Simon always find a way to make all the drills fun and enthusiastic! On behalf of the U15's team, I would like to say a huge thank you to our coaches who have helped us strive to our goals and beyond.

I would also like to say a big thank you to Anthony Nicey and Logan Nicey who have been a great help. Anthony our manager has been organising and letting everyone know where the games are. Anthony has kept everything in order and under control. He also helps in warm ups before games and makes sure we are on the ball ready for action! Logan has also been a huge help, making sure the girls warm up properly. He has always been at every game, ready to take the drinks out for us in the field or even food! I would also like to say a big thank you to Logan who also filled in for one of the umpires who couldn't make it to our first game. Thank you Anthony and Logan for being a big part of the team.

I would also like to say a big thank you to all the parents for turning up to games and providing lunch for everyone. Also to the parents who helped out with warm ups before games, scoring or helping out at training – Toby Horstead, Jason James, Louis Nel, Hannah Gruber and Bill McLerie and all the other parents who contributed in any other way.

Finally, a huge thank you to the coaches, managers, parents and siblings for your amazing effort and courage over the tournament. Thank you again to all the parents for the delicious and filling catering! The lunches were very tasty and nourishing.

A special thank you also for the girls who filled in – Lauren Muriti and Cassie Keller.

And now to all the amazing girls...

### **Mia Nel** *(written by Ross Denny)*

When Simon and I chose Mia to lead the inaugural U15 team we felt that she would offer an excellent balance of cricket ability and leadership, as well as the right attitude to ensure all the girls had an enjoyable tournament. She absolutely achieved on all accounts and it was wonderful to see her grow in experience as a leader and performing extremely well as an all-rounder. In particular, Mia's tight bowling was crucial to a number of our victories where she completely tied up batting sides. Mia has all the right stuff to be a future leader and we really look forward to seeing her continued growth next season - well done on a fantastic tournament!

### **Caitlin du Preez**

Caitlin has had an amazing time in the tournament. She is our opening bowler and our opening batter. Caitlin bowls right at the batter's toes and tricks the batter with her pace sometimes. She always manages to get a wicket every match with a low economy. Caitlin is also a fantastic batter, seeing off the opening bowlers and getting quick singles along the way. She has improved her batting technique

extremely well. Caitlin, you have had an absolute ripper of a tournament, keep up the hard work!

### **Annabelle Fegan**

Annabelle is a super cricketer. She is a very good bowler and is very fast. Annabelle bowls high up the order because she isn't just a fast bowler but she can be deadly when she places the ball in front of the batter's toes. When Annabelle does place on the ball at the batter's toes there's a strong chance that she will get a wicket LBW. Annabelle bats low in the order and does her job as a batsman. She hits the bad balls and blocks the good ones. Annabelle is a great batter too. Fantastic bowling and batting Annabelle!

### **Ruby Gruber**

Ruby is an energetic and very talented cricketer. She has been amazing behind the stumps being a super keeper. Ruby has a very powerful voice which makes the girls laugh and get hyped up in the field. She has a very good eye and can easily put the bad balls away with the bat. Ruby is a very happy, friendly team player who is always up for a game of cricket. Good job Ruby!

### **Eliza Henry**

Eliza is one of our youngest cricketers in the team. She may be young but has the potential to be something amazing. She has a long run up and a lot of power when releasing the ball. She is a very fast bowler and when she bowls up to her standard she can land the ball right at the batter's toes. Eliza bats low in the order but knows when to run between the wickets and when to put the bad balls away. Amazing effort Eliza!

### **Emily Horstead**

Emily has developed so much and taken advice into action into games. She may be the smallest person on the team but she has the ability to smash the ball over the fielders and bowl really fast at the batters. Em opens our batting and usually stays in a long time getting rid of the fast bowlers and getting singles. She is very good at opening the batting. Em bowls down the order but with her super run up she can be extremely scary, landing every ball on a good length. Well done Em you have had a great tournament!

### **Stephanie Hughes**

Stephanie is a very outgoing cricketer, ready for anything that will hit her. She is always ready for a

bowl in the field. Steph probably has the best celebrations when she gets a wicket! I can't wait to see more. Steph is a very keen player to get into the game and gives everything a go. She has a very strong hit with the bat and her pull shots always go to the boundary. Steph has improved a lot since the beginning of the tournament. Keep it up Steph!

### **Ellie James**

Ellie has a great amount of confidence and potential. Ellie bats high in the order and is also a powerful hitter of the ball. Ellie has retired twice with scores of 42\* and 33\*. She builds up many partnerships and scores many runs for the team. Ellie doesn't just have the ability to score runs but she is very good with the ball, bowling high in the order. She has the ability to swing the ball and managed to get a few wickets this season. Ellie is a superstar and she will definitely take cricket somewhere!

### **Jazzy James**

Jazzy is also one of our youngest cricketers and is very talented. Jazzy has a big arm in the field and can get the ball into the keeper or bowler very quickly. Jazzy is a medium pace bowler who never bowls on the on side. She knows exactly where to place the ball on the pitch and can worry any batter!

### **Sophie Lowry**

Sophie Lowry is one of our young cricketers. When Sophie bowls, the ball stays low and would sometimes hit the batter's pads for an LBW appeal. Sophie also bats low in the order but when she goes in, she does her job of scoring quick singles. She is very good and fast at running between the wickets. Sophie has a great sense of humour and helps gets everyone's mood up in the field when we start to drop a bit. Well done Sophie!

### **Jessica Manning**

Jess is an outstanding player who bowls in the middle order and bats low in the order. She is always up for a bowl in rain or shine. Jess is a really tall cricketer and her bowling has improved significantly. She always bowls the ball on the off and gives away few singles every over. Jess's batting has also improved a lot. Although she doesn't like to bat and has nerves to step onto the pitch to face a ball she bats really well. She has a very good eye and can pull her pull shots off very well, sending the ball to the boundary. Jess has improved incredibly since our first training session



together. What an excellent tournament you have had Jess!

### Sallie Molyneux

Sallie was originally a slow-medium pace bowler but has changed her style to be an off spinner. Sallie's spinners have a lot of flight on the ball and dip just in front of the batter's feet. Sallie doesn't give away many runs because the batter just cannot hit her! Sallie bats low in the order and knows when we need to get runs on the scoreboard quickly. She is always nervous to go out and bat, but overcomes those nerves after the first ball she faces. Sallie you are an amazing player. Keep up the great work!

### Maya Nicey

Maya is a very frightful off spinner to the opposition and can easily scare the batters with her bowling. Maya just somehow always gets the batter to pop the ball up to someone to catch. She manages to get great flight when bowling and knows exactly where to place the ball. She isn't just good at her off spinners but is also very good at batting. Maya bats in the middle of the order and has a good eye for watching how the bowlers or captains change the field. So she

knows where she can put the singles. Well done Maya, you are a great player and I look forward to seeing you scare more batters!

### Kate Salmon

Kate is a very good cricketer with the bat, scoring many runs in a partnership with Ellie James. Kate was also batting high in the order also retiring a couple times. Her highest this tournament was 31 originally retiring and then going back in the last over trying to score more runs for the scoreboard. Kate is also good at bowling. Getting a lot of swing on the ball and getting knicks from the batter to third man. Kate is a great player. Well done Kate!

### Hannah Woolf

Hannah filled in as our captain in the Round 2 match against Northern Districts when Mia was unavailable. Hannah led from the front, smashing 29 off 26 deliveries with the bat as well as being a great leader on the field to bring Manly home for a win. Really great effort Hannah!

### Mia Nel

U15 Women's Captain 2018/19



## Under 15's Women's Batting Statistics

Position	Name	Matches	Inn	N/O	100s	50s	HS	Runs	Avg	Ct/St
1	Ellie James	4	4	2	0	0	42*	89	44.50	1
2	Mia Nel	4	4	0	0	0	20	42	10.50	1
3	Jessica Manning	5	5	0	0	0	15	39	7.80	0
4	Sophie Lowry	4	4	2	0	0	25*	39	19.50	1
5	Stephanie Hughes	5	5	0	0	0	19	36	7.20	3
6	Kate Salmon	1	1	0	0	0	31	31	31.00	0
7	Caitlin du Preez	5	5	1	0	0	18	31	7.75	3
8	Hannah Woolf	1	1	0	0	0	29	29	29.00	0
9	Emily Horstead	5	4	0	0	0	16	27	6.75	0
10	Maya Nicey	5	4	0	0	0	11	21	5.25	0
11	Ruby Gruber	4	4	0	0	0	10	18	4.50	2/1
12	Eliza Henry	4	4	0	0	0	7	15	3.75	1
13	Jazzy James	3	3	1	0	0	7*	10	5.00	1
14	Annabelle Fegan	4	2	0	0	0	5	9	4.50	0
15	Sophie Molyneux	5	2	1	0	0	8	9	9.00	0
16	Cassandra Keller	1	1	1	0	0	1*	1	N/A	0

## Under 15's Women's Bowling Statistics

Position	Name	Matches	Overs	Mdns	Runs	Wkts	Avg	5 WI	BB
1	Emily Horstead	5	9.4	1	43	5	8.60	0	3 for 9
2	Stephanie Hughes	5	13	0	39	4	9.75	0	2 for 5
3	Maya Nicey	5	16	3	65	4	16.25	0	2 for 9
4	Mia Nel	4	16	4	23	3	7.67	0	2 for 6
5	Sallie Molyneux	5	12	2	26	3	8.67	0	1 for 1
6	Jessica Manning	5	15.3	4	39	3	13.00	0	1 for 1
7	Jazzy James	3	6	1	7	2	3.50	0	2 for 2
8	Eliza Henry	4	8	1	22	2	11.00	0	1 for 8
9	Ellie James	4	12.4	5	29	2	14.50	0	1 for 0
10	Annabelle Fegan	4	11	2	33	2	16.50	0	1 for 7
11	Caitlin du Preez	5	18	2	41	2	20.50	0	1 for 7
12	Sophie Lowry	4	11	2	52	2	26.00	0	1 for 6
13	Cassandra Keller	1	2	0	18	1	18.00	0	1 for 18
14	Ruby Gruber	4	2	0	9	0	N/A	0	0 for 9
15	Lauren Muriti	1	2	0	10	0	N/A	0	0 for 10
16	Kate Salmon	1	3	0	13	0	N/A	0	0 for 13



## Under 15's Women's Match Results

RND	Dates	Scores	Result	Scores	Venue
1	17 <sup>th</sup> Feb 19	Northern District Blue <b>136</b> E Horstead 3/9	def	Manly-Warringah <b>7/89</b>	Storey Park
2	24 <sup>th</sup> Feb 19	Manly-Warringah <b>9/183</b> E James 42*, H Woolf 29, S Lowry 25*	def	Northern District Gold <b>9/80</b> J James 2/2	Graham Reserve
3	3 <sup>rd</sup> Mar 19	Manly-Warringah <b>9/170</b> E James 33*, K Salmon 31	def	Parramatta <b>73</b> S Hughes 2/5	Weldon Oval
4	10 <sup>th</sup> Mar 19	Manly-Warringah <b>53</b>	def by	Gordon <b>6/133</b>	Graham Reserve
5	17 <sup>th</sup> Mar 19	Manly-Warringah	drew	Bankstown	Graham Reserve
6	24 <sup>th</sup> Mar 19	Manly-Warringah <b>92</b>	def	Mosman <b>67</b> M Nel 2/6, M Nicey 2/9	Manly Oval





## 2018/19 Consolidated Statistics

Player	M	Inn	NO	100s	50s	HS	Runs	Avg	CT/ST	O	M	R	W	Avg	5W	BB
Will Akhurst	18	14	2	0	2	80	269	22.42	13	12	2	45	1	45.00	0	1/19
Glyn Archer	3	2	0	0	0	4	8	4.00	0	23.3	5	29	1	29.00	0	1/7
Alexander Bain	18	8	2	0	0	39	104	17.33	7	133.3	35	341	15	22.73	0	3/18
Aidan Baker	1	1	0	0	0	1	1	1.00	1	10	0	20	1	20.00	0	1/20
Sam Barnett	9	10	2	0	0	40*	161	20.13	3	13	1	52	2	26.00	0	1/4
Ahillen Beadle	12	12	1	1	1	101*	421	38.27	0	17	0	128	3	42.67	0	1/16
Aaron P Beard	10	8	0	0	1	58	171	21.38	1	80.8	9	359	7	51.29	0	2/19
Taylor Beatty	6	4	0	0	0	48	97	24.25	4	42	5	137	3	45.67	0	1/25
Aidan Bennett	8	5	0	0	0	34	48	9.60	4	42.2	4	139	13	10.69	2	5/16
Ryan Bishop-Perrett	17	7	2	0	0	23	45	9.00	4	138.5	31	365	22	16.59	0	3/8
James Boyer	1	2	0	0	0	25	25	12.50	1	0	0	0	0	N/A	0	N/A
Jordan Brewster	15	11	2	0	0	41*	100	11.11	5	75.2	8	255	9	28.33	0	3/4
Matthew Brewster	17	17	5	0	4	84*	445	37.08	37/1	0	0	0	0	N/A	0	N/A
James Buchanan	5	4	0	0	0	35	69	17.25	2	0	0	0	0	N/A	0	N/A
Max Burgess	1	0	0	0	0	N/A	0	N/A	1	3	1	12	0	N/A	0	0/12
Jake Carden	21	12	1	0	0	35	122	11.09	3	84.5	17	296	15	19.73	1	5/35
Lachlan Charles	16	18	3	1	3	119	533	35.53	5	0	0	0	0	N/A	0	N/A
Nick Cohen	16	15	0	0	1	67	354	23.60	2	0	0	0	0	N/A	0	N/A
Esme Cooke	10	9	3	0	0	15*	38	6.33	3	31	0	147	4	36.75	0	1/
Michael Counsell	19	7	3	0	0	10*	22	5.50	5	127.3	16	459	20	22.95	0	3/22
Kristie Crawford	16	16	5	0	3	51*	346	31.45	3	59.4	10	187	17	11.00	0	3/13
James Crombie	19	14	5	0	1	50*	249	27.67	13	113	23	338	19	17.79	0	3/16
Jordan Daly	9	8	2	0	2	86	170	28.33	9	4	1	9	1	9.00	0	1/9
Billy D'Arcy	1	1	0	0	0	5	5	5.00	1	0	0	0	0	N/A	0	N/A
Joel Davies	19	16	4	0	3	64*	322	26.83	2	78.2	22	216	11	19.64	0	4/25
Oliver Davies	16	16	4	1	3	100	397	33.08	12	2	0	19	0	N/A	0	1/27
Tim Doonan	9	7	0	0	1	62	164	23.43	8/1	0	0	0	0	N/A	0	N/A
Caitlin du Preez	5	5	1	0	0	18	31	7.75	3	18	2	41	2	20.50	0	1/7
Alec Duly	15	15	0	1	0	150	304	20.27	11	0.2	0	10	0	N/A	0	0/10
Reiley Dunlop	11	11	1	0	0	23*	65	6.50	15/4	0	0	0	0	N/A	0	N/A
Evan Dunnachie	4	2	1	0	0	14*	26	26.00	0	17	1	74	2	37.00	0	1/7
Jack Edwards	6	5	0	0	2	97	226	45.20	2	26.1	1	148	6	24.67	0	2/3
Mickey Edwards	8	3	1	0	0	43	74	37.00	1	75	14	268	12	22.33	1	7/40
Warren Evans	2	2	1	0	0	10*	16	16.00	0	15	4	43	1	43.00	0	1/11
Ben Falconer	10	7	2	0	0	28*	60	12.00	3	52	5	146	7	20.86	0	3/36
Ryan Farrell	20	20	2	0	2	62	389	21.61	8	23	0	146	4	36.50	0	1/18
Annabelle Fegan	4	2	0	0	0	5	9	4.50	0	11	2	33	2	16.50	0	1/7
Joel Foster	16	14	2	0	1	61	286	23.83	4	104	14	524	14	37.43	0	4/16
Luca Franks	6	6	1	0	0	28	58	11.60	4	4	1	9	0	N/A	0	0/9
Sam Gainsford	17	15	2	1	0	102	269	20.69	4	140.5	38	391	19	20.58	0	4/29
Sarah E Gordon	16	10	3	0	0	14	38	5.43	6	56	6	209	10	20.90	0	4/5
Jacob Graham	17	11	2	0	0	23	72	8.00	2	166.1	42	374	26	14.38	0	4/40
Joseph Graham	19	11	4	0	0	20	92	13.14	2	91.3	15	386	12	32.17	0	3/26

Player	M	Inn	NO	100s	50s	HS	Runs	Avg	CT/ST	O	M	R	W	Avg	5W	BB
Chris Green	7	6	2	0	3	75	266	66.50	5	59.1	13	198	9	22.00	0	3/56
Ruby Gruber	7	7	1	0	0	10	21	3.50	3/1	4	0	19	0	N/A	0	0/9
Adam Gummer	17	15	0	1	3	114	466	31.07	2	79.5	16	246	18	13.67	1	5/14
Natalie Guyot	30	29	3	0	0	46	441	16.96	12	0	0	0	0	N/A	0	N/A
Ryan Hadley	11	5	2	0	0	9*	10	3.33	4	116.4	24	431	19	22.68	1	5/46
Eliza Henry	4	4	0	0	0	7	15	3.75	1	8	1	22	2	11.00	0	1/8
Elliott Herd	14	11	0	0	2	72	290	26.36	9	120.3	33	362	18	20.11	1	5/62
Andrew Hicks	13	10	3	0	0	12*	42	6.00	5	108.4	25	356	16	22.25	0	3/18
Jack Hobson	12	7	2	0	0	10*	29	5.80	2	93.2	18	256	22	11.64	1	5/12
Ned Hole	17	13	2	0	3	65*	380	34.55	5	5	1	39	0	N/A	0	0/7
Sam Hole	17	17	3	0	1	60	372	26.57	11	26	2	118	4	29.50	0	3/26
Emily Horstead	5	4	0	0	0	16	27	6.75	0	9.4	1	43	5	8.60	0	3/9
Olivia Hough	19	18	3	0	0	27	150	10.00	7	15	1	104	4	26.00	0	2/9
Renee Hough	20	19	6	0	0	49*	180	13.85	5	33	1	179	7	25.57	0	2/27
Stephanie Hughes	5	5	0	0	0	19	36	7.20	3	13	0	39	4	9.75	0	2/5
Alicia Humphrey	11	7	2	0	0	6*	13	2.60	0	17	1	90	5	18.00	0	2/1
Ellie James	6	4	2	0	0	42*	89	44.50	1	16.4	6	60	3	20.00	0	1/0
Jazzy James	3	3	1	0	0	7*	10	5.00	1	6	1	7	2	3.50	0	2/2
Sienna James	27	26	0	0	0	39	223	8.58	3	100.5	14	350	19	18.42	0	3/22
Andrew Jamieson	15	13	4	0	0	47	260	28.89	3	139.4	35	358	19	18.84	0	2/15
Sam Jones	11	11	2	1	0	105	199	22.11	3	37	5	122	5	24.40	0	2/13
Laura Judson	9	4	3	0	0	13*	34	34.00	4	38	6	126	3	42.00	0	2/30
Jessica Kaye	4	3	0	0	0	21	46	15.33	1	1	0	6	0	N/A	0	0/6
Thomas Kaye	17	17	1	0	1	72	269	16.81	2	82	22	241	15	16.07	0	3/9
Isabelle Keene	19	16	2	0	0	31*	59	4.21	2	30	1	247	5	49.40	0	1/7
Cassandra Keller	1	1	1	0	0	1*	1	N/A	0	2	0	18	1	18.00	0	1/18
Gemma Lacey	12	10	1	0	0	22*	69	7.67	3	27	3	119	7	17.00	0	2/1
Jay Lenton	12	12	4	1	3	100	452	56.50	9/2	0	0	0	0	N/A	0	N/A
Sophie Lowry	4	4	2	0	0	25*	39	19.50	1	11	2	52	2	26.00	0	1/6
Oscar Lucius	15	12	2	0	1	63	158	15.80	20/5	0	0	0	0	N/A	0	N/A
Jessica Manning	7	5	0	0	0	15	39	7.80	0	19.3	5	58	4	14.50	0	1/1
Dylan Marshall	10	10	0	0	0	34	85	8.50	2	97	15	271	21	12.90	0	4/52
Joel Mason	1	1	0	0	0	40	40	40.00	2	0	0	0	0	N/A	0	N/A
Nick McLachlan	18	9	5	0	1	63*	197	49.25	6	183.2	39	520	35	14.86	0	4/39
Chelsea McLerie	21	18	7	0	0	18*	89	8.09	2	67	10	244	9	27.11	0	2/7
Robyn Medley	20	18	5	0	2	90*	429	33.00	8	67	10	180	16	11.25	0	3/8
Abbey Melville	11	5	1	0	0	13	17	4.25	1	38	0	166	2	83.00	0	1/4
Oliver Melville	9	7	1	0	1	52	86	14.33	1	27	1	108	0	N/A	0	0/8
Brynn Mendel	12	10	2	0	2	63	269	33.63	14	0	0	0	0	N/A	0	N/A
Cameron Merchant	9	5	0	0	1	93	152	30.40	1	0	0	0	0	N/A	0	N/A
Jesse Moffat	14	8	0	0	0	24	112	14.00	4	120.2	28	290	17	17.06	2	6/18
Sallie Molyneux	5	2	1	0	0	8	9	9.00	0	12	2	26	3	8.67	0	1/1
Luke Morley	5	2	0	0	0	0	0	-	3	56	6	215	4	53.75	0	2/66
Jessica Mulcahy	12	12	2	0	0	31*	104	10.40	6	42	6	96	19	5.05	0	4/18
Lauren Muriti	1	0	0	0	0	N/A	0	N/A	0	2	0	10	0	N/A	0	0/10
Mia Nel	12	11	1	0	0	20	57	5.70	4	40	5	107	5	21.40	0	2/6

Player	M	Inn	NO	100s	50s	HS	Runs	Avg	CT/ST	O	M	R	W	Avg	5W	BB
Maya Nicey	5	4	0	0	0	11	21	5.25	0	16	3	65	4	16.25	0	2/9
Stephen N O'Keefe	2	0	0	0	0	N/A	0	N/A	2	40	11	77	4	19.25	0	4/45
Chloe Osborne	10	9	1	0	0	35	107	13.38	2	22	4	63	6	10.50	0	2/6
Jake Osborne	15	17	0	0	1	77	228	13.41	7	77	12	224	11	20.36	0	3/13
Jacob O'Sullivan	17	13	4	1	2	116*	334	37.11	6	8	0	38	0	N/A	0	0/7
Josh Park	7	5	1	0	0	6	10	2.50	2	46	4	172	2	86.00	0	1/35
Jack Pickering	1	1	0	0	0	19	19	19.00	0	8	0	45	0	N/A	0	0/45
Jack Ritchie	6	6	1	0	1	84*	85	17.00	2	6	1	25	1	25.00	0	1/21
Andrew Rochford	8	5	4	0	0	15*	36	36.00	1	78.2	12	273	15	18.20	0	3/8
Kate Salmon	9	8	2	0	0	31	81	13.50	1	25	3	85	8	10.63	0	2/1
Joshua Seward	10	7	0	0	1	62	133	19.00	2	78	10	262	8	32.75	0	2/5
Andrew Somerville	19	10	2	0	0	40*	104	13.00	5	189.4	38	619	23	26.91	2	5/22
Hamish Starr	15	12	3	0	0	26	90	10.00	3	85.2	10	359	14	25.64	0	3/20
Abby Taylor	13	12	2	0	0	12	71	7.10	2	9	0	68	2	34.00	0	1/10
Lachlan Trewartha	8	4	2	0	0	14*	16	8.00	2	75	12	287	16	17.94	1	6/40
Ross Trewartha	5	4	0	0	0	31	56	14.00	1	0	0	0	0	N/A	0	N/A
Zach Trewartha	18	13	3	0	1	50	253	25.30	5	22	3	84	3	28.00	0	2/27
Abhijeet Virdi	1	1	0	0	0	0	0	0.00	0	0	0	0	0	N/A	0	N/A
Arshdeep Virdi	14	13	1	0	2	64	261	21.75	11	19	2	77	2	38.50	0	1/14
Michael Visser	17	8	4	0	0	9*	35	8.75	2	217	52	760	31	24.52	1	7/28
Isaiah Vumbaca	16	13	3	0	2	96	335	33.50	4	194	48	516	22	23.45	1	5/103
Claire Waddington	14	13	3	0	0	17	59	5.90	2	16	0	89	1	89.00	0	1/11
Mia Waddington	30	29	6	0	0	33*	306	13.30	8	102.1	17	345	31	11.13	0	3/11
John Warn	2	3	2	0	1	86*	136	136.00	1	2	0	10	0	N/A	0	0/10
Max Webber	14	12	0	0	4	87	427	35.58	7	57.2	12	184	13	14.15	0	3/16
Sam Webber	12	9	0	0	1	65	114	12.67	24/2	0	0	0	0	N/A	0	N/A
Logan Weston	19	20	1	2	1	106*	518	27.26	6	0	0	0	0	N/A	0	N/A
Dominic Wheeler	18	17	0	0	2	61	357	21.00	7	0	0	0	0	N/A	0	N/A
Joshua Wigney	16	7	3	0	0	5	6	1.50	6	155	33	471	28	16.82	1	6/74
Brad Wilson	13	8	5	0	0	23	43	14.33	6	128.3	39	309	21	14.71	2	6/17
Jasmin Wilson	9	5	1	0	0	4	6	1.50	2	24	1	93	2	46.50	0	1/7
Hannah Woolf	10	10	2	0	1	50*	95	11.88	3	2	0	10	0	N/A	0	0/10

**Note:** Stats include all 1<sup>st</sup> Grade One Day and T20 matches, but does not include PG's or Green Shield stats.





## Club Records 1878 - 2019

### FIRST GRADE

Category	Name	Record	Year
Highest Individual Score	M Phelps	233*	1999-00
Highest Season Aggregate	A Crosthwaite	1,225	2014-15
Highest Season Average	J Burke	80.75	1947-48
Most Wickets in a Season	J Randall	78	1909-10
Best Bowling Average	J Burke	6.13	1952-53
Best Bowling Figures	J.M Gregory	9 for 24	1923-24
Most Dismissal by a Wicketkeeper	M Atkinson	56 (52ct/4st)	2005-06

### SECOND GRADE

Category	Name	Record	Year
Highest Individual Score	C A Glasscock	261	2001-02
Highest Season Aggregate	D Gee	843	1904-05
Highest Season Average	A Lowe	86.70	2012-13
Most Wickets in a Season	J Randall	88	1904-05
Best Bowling Average	R Walton	6.54	1972-73
Best Bowling Figures	R Bennett	9 for 30	1948-49
Most Dismissal by a Wicketkeeper	A Dignan	45 (36ct/9st)	1996-97

### THIRD GRADE

Category	Name	Record	Year
Highest Individual Score	B Clemow	287*	1992-93
Highest Season Aggregate	G Lowe	973	1930-31
Highest Season Average	R Farnell	84.33	1920-21
Most Wickets in a Season	F Brand	79	1922-23
Best Bowling Average	F Lawler	5.81	1899-00
Best Bowling Figures	F Ames	10 for 33	1920-21
Most Dismissal by a Wicketkeeper	B Bilton	38 (34ct/4st)	1986-87
	R Holmes	38 (32ct/6st)	1979-80

### FOURTH GRADE

Category	Name	Record	Year
Highest Individual Score	J Gurd	202	1953-54
Highest Season Aggregate	R Hamman	672	2013-14
Highest Season Average	D Patterson	62.80	1982-83
Most Wickets in a Season	W Bassett	97	1936-37
Best Bowling Average	G Tucker	5.53	1991-92
Best Bowling Figures	G Blades	10 for 27	1959-60
Most Dismissal by a Wicketkeeper	J Petersen	38 (37ct/1st)	2013-14

### FIFTH GRADE

Category	Name	Record	Year
Highest Individual Score	L Anderson	201	2011-12
Highest Season Aggregate	J Stewart	694	1981-82
Highest Season Average	D Wheeler	110.25	2017-18
Most Wickets in a Season	J Maher	55	1981-82
Best Bowling Average	S Hole	7.20	2011-12
Best Bowling Figures	M Youell	9 for 37	1995-96
Most Dismissal by a Wicketkeeper	S Webber	35 (27ct/8st)	2009-10

#### POIDEVIN-GRAY SHIELD

Category	Name	Record	Year
Highest Individual Score	T Parsonage	178	1930-31
Highest Season Aggregate	W Athey	465	1977-78
Highest Season Average	I Howell	198.00	1965-66
Most Wickets in a Season	P Philpott	38	1950-51
Best Bowling Average	G Juul	5.80	1995-96
Best Bowling Figures	P Proudfoot	10 for 88	1953-54
Most Dismissal by a Wicketkeeper	A Lowe	16 (13ct/3st)	2012-13

Please Note: PG's Keeper dismissals stats have only been completed back to 1977-78.

#### AW GREEN SHIELD

Category	Name	Record	Year
Highest Individual Score	B Shoebridge	169	1988-89
<b>Highest Season Aggregate</b>	<b>J Davies</b>	<b>501</b>	<b>2018-19</b>
Highest Season Average	C Merchant	219.00	1999-00
Most Wickets in a Season	J Barnes	41	1956-57
Best Bowling Average	D Hanlin	5.68	1944-45
Best Bowling Figures	G Blades	10 for 14	1959-60
Most Dismissal by a Wicketkeeper	S Webber	24 (10ct/14st)	2009-10

#### BREWER SHIELD

Category	Name	Record	Year
Highest Individual Score	R Medley	90*	2018-2019
Highest Season Aggregate	R Medley	264	2018-2019
Highest Season Average	R Medley	33.00	2018-2019
Most Wickets in a Season	J Mulcahy	16	2018-2019
Best Bowling Average	J Mulcahy	5.19	2018-2019
Best Bowling Figures	R Medley	5 for 12	2017-2018
Most Dismissal by a Wicketkeeper	N Guyot	3 (3ct)	2018-2019

#### WOMEN'S THIRD GRADE

Category	Name	Record	Year
Highest Individual Score	K Crawford	51*	2018-2019
Highest Season Aggregate	N Guyot	172	2018-2019
Highest Season Average	K Crawford	40.25	2018-2019
Most Wickets in a Season	M Waddington	9	2018-2019
Best Bowling Average	M Waddington	13.00	2018-2019
Best Bowling Figures	K Crawford	3 for 13	2018-2019
Most Dismissal by a Wicketkeeper	N Guyot	5 (5ct)	2018-2019

#### UNDER 15'S WOMEN

Category	Name	Record	Year
Highest Individual Score	E James	42*	2018-2019
Highest Season Aggregate	E James	89	2018-2019
Highest Season Average	E James	44.50	2018-2019
Most Wickets in a Season	E Horstead	5	2018-2019
Best Bowling Average	E Horstead	8.60	2018-2019
Best Bowling Figures	E Horstead	3 for 9	2018-2019
Most Dismissal by a Wicketkeeper	R Gruber	3 (2ct/1st)	2018-2019

## Club Record Partnerships

### 1<sup>ST</sup> GRADE

WICKET	RUNS	BATSMEN & THEIR SCORES	OPPONENT	SEASON
1 <sup>ST</sup>	271	R Fry (159) & G Bush (125)	North Sydney	1990-91
2 <sup>ND</sup>	319	M Bevan (227) & R Fry (114)	Balmain	1997-98
3 <sup>RD</sup>	301	T Cruickshank (175) & C Merchant (125)	Sydney University	2006-07
4 <sup>TH</sup>	231*	M Bevan (152*) & S Bradstreet (107*)	Sutherland	1995-96
5 <sup>TH</sup>	221	M Phelps (196) & M Faraday (95)	Sutherland	2001-02
6 <sup>TH</sup>	208	B Adrian (123) & J Gwynne (82)	Mosman	1945-46
7 <sup>TH</sup>	188	Jack Ritchie (128) & Aidan Baker (62)	Northern Districts	2012-13
8 <sup>TH</sup>	186*	L Gwynne (147*) & R Freeman (94*)	St George	1924-25
9 <sup>TH</sup>	127	W Rogers (70) & R Bubb (61)	Northern District	1925-26
10 <sup>TH</sup>	105	C Harris (65) & G Dunlop (55*)	North Sydney	1925-26

### 2<sup>ND</sup> GRADE

WICKET	RUNS	BATSMEN & THEIR SCORES	OPPONENT	SEASON
1 <sup>ST</sup>	219	A Turner (137) & N Travers (81)	Glebe	1963-64
2 <sup>ND</sup>	239	I Howell (114) & S Mesite (107)	Sutherland	1976-77
3 <sup>RD</sup>	195	C A Glasscock (261) & P Brenner (89)	Sutherland	2001-02
4 <sup>TH</sup>	236	L Weston (206) & T Kaye (102*)	St George	2017-18
5 <sup>TH</sup>	177*	D Felton (101*) & J Stewart (75*)	Mosman	1972-73
6 <sup>TH</sup>	223	C A Glasscock (261) & R Fry (87)	Sutherland	2001-02
7 <sup>TH</sup>	196	K Pitcher (119*) & G Boyer (108)	Hawkesbury	1989-90
8 <sup>TH</sup>	189	G Evans (135) & G Boyer (84*)	Mosman	1994-95
9 <sup>TH</sup>	137	T Beatty (98) & L Diserens (43)	Gordon	2013-14
10 <sup>TH</sup>	101	D Ogilvy (67*) & J Ferguson (34)	Glebe	1904-05

### 3<sup>RD</sup> GRADE

WICKET	RUNS	BATSMEN & THEIR SCORES	OPPONENT	SEASON
1 <sup>ST</sup>	232	A Baker (170*) & J Cox (100)	University of NSW	2007-08
2 <sup>ND</sup>	176	A Gummer (115*) & M Cole (66*)	North Sydney	2014-15
3 <sup>RD</sup>	266	R Parker (158) & R Hamman (143)	North Sydney	2006-07
4 <sup>TH</sup>	222	G Juul (134*) & J Castrisos (119)	Mosman	2002-03
5 <sup>TH</sup>	190*	B Clemow (287*) & P Procopis (48*)	Bankstown	1992-93
6 <sup>TH</sup>	142	D Stevenson (116) & J Castrisos (90)	Balmain	2001-02
7 <sup>TH</sup>	120	G Beard (88) & P Stabback (30)	Waverley	1968-69
8 <sup>TH</sup>	133*	B Clemow (71*) & J Warn (58*)	University of NSW	2002-03
9 <sup>TH</sup>	223	C Woods (135) & A Freeman (112*)	St George	1899-1900
10 <sup>TH</sup>	91	C Hughes (69*) & G Holmes (18)	Campbelltown	1988-89

### 4<sup>TH</sup> GRADE

WICKET	RUNS	BATSMEN & THEIR SCORES	OPPONENT	SEASON
1 <sup>ST</sup>	273	B D'Arcy (114*) & L Edgell (152)	Campbelltown-Camden	2015-16
2 <sup>ND</sup>	173	S Hole (117) & W Wolter (68)	Gordon	2015-16
3 <sup>RD</sup>	158	J Cox (95) & C M Glasscock (73)	Balmain	2002-03
4 <sup>TH</sup>	225	J Baker (151) & A Baker (123)	Sydney University	2006-07
5 <sup>TH</sup>	173	A Ward (114) & G Hill (71*)	Petersham	1973-74
6 <sup>TH</sup>	260	A Parkinson (141) & C Mueller (128)	Hawkesbury	2001-02
7 <sup>TH</sup>	142	W Evans (132) & M Ferguson (58)	Randwick-Petersham	2007-08
8 <sup>TH</sup>	151	S Waddington (130*) & S Griffiths (68)	Bankstown	2004-05



WICKET	RUNS	BATSMEN & THEIR SCORES	OPPONENT	SEASON
9 <sup>TH</sup>	114*	J Pitt (67*) & W Hawkins (50*)	North Sydney	1935-36
10 <sup>TH</sup>	85	R Woodford (59) & B Murray (42)	North Sydney	1967-68

## 5<sup>th</sup> GRADE

WICKET	RUNS	BATSMEN & THEIR SCORES	OPPONENT	SEASON
1 <sup>ST</sup>	187	D Wheeler (167*) & B Mendel (76)	North Sydney	2017-18
2 <sup>ND</sup>	252	D Wheeler (117) & J Pickering (128)	Randwick-Petersham	2017-18
3 <sup>RD</sup>	166	J O'Sullivan (93) & G Isaacs (82)	Northern District	2017-18
4 <sup>TH</sup>	198	W Outred (100) & M Edwards (103)	Randwick-Petersham	2016-17
5 <sup>TH</sup>	130	R Trewartha (121) & J Garay (43)	Parramatta	2012-13
6 <sup>TH</sup>	120	M Butcher (96) & T Kaye (45)	Gordon	2010-11
7 <sup>TH</sup>	68	D Marshall (57*) & J Brewster (32)	Penrith	2017-18
8 <sup>TH</sup>	125	L Anderson (201) & D Farrell (50)	Eastern Suburbs	2008-09
9 <sup>TH</sup>	76	<b>A Duly (150) &amp; J Hobson (7)</b>	<b>Randwick-Petersham</b>	<b>2018-19</b>
10 <sup>TH</sup>	80	R Trewartha (156*) & B Wilson (35)	Randwick-Petersham	2011-12

Please Note: 5<sup>th</sup> Grade partnership stats were only recorded from 2003-04 onwards.



## Career Records of Current Players

Player	Inn	NO	100s	50s	HS	R	Avg	CT/ST	O	M	R	W	Avg	SWI	BB
Will Akhurst	56	5	0	4	80	867	17.00	24	116.0	18	398	16	24.88	0	4/47
Glyn Archer	17	8	0	0	19*	97	10.78	12	361.4	60	1034	71	14.56	3	6/33
Alexander Bain	50	16	0	0	39	473	13.91	17	623.6	136	1602	92	17.41	0	4/15
Aidan Baker	172	14	6	29	172	5001	31.65	50	837.0	168	2920	129	22.64	4	8/77
Sam Barnett	10	2	0	0	40*	161	20.13	3	13.0	1	52	2	26.00	0	1/4
Ahillen Beadle	124	18	6	23	157	4096	38.64	38	1,019.2	156	3824	167	22.90	3	5/11
Aaron Beard	8	0	0	1	58	171	21.38	1	80.8	9	359	7	51.29	0	2/19
Taylor Beatty	88	20	0	5	98	1516	22.29	44	921.5	162	3391	136	24.93	3	7/16
Aidan Bennett	20	2	0	0	42*	243	13.50	5	116.6	16	354	21	16.86	2	5/16
Ryan Bishop-Perrett	48	18	0	0	31	348	11.60	16	796.5	180	2307	112	20.60	3	6/15
James Boyer	97	21	0	3	69	1388	18.26	150/33	0	0	0	0	N/A	0	N/A
Matthew Brewster	46	6	1	6	113	1051	26.28	68/2	0	0	0	0	N/A	0	N/A
Jordan Brewster	24	4	0	0	41*	239	11.95	9	184.5	19	650	26	25.00	0	3/24
James Buchanan	4	0	0	0	35	69	17.25	2	0	0	0	0	N/A	0	N/A
Max Burgess	136	21	1	8	117	2214	19.25	53	669.2	117	2050	99	20.71	4	7/83
Jake Carden	80	12	0	6	64	1293	19.01	33	762.8	183	2214	128	17.30	2	6/20
Lachlan Charles	18	3	1	3	119	533	35.53	5	0	0	0	0	N/A	0	N/A
Nick Cohen	52	3	1	2	102	1074	21.92	12	11.0	0	35	5	7.00	0	4/24
Esme Cooke	9	3	0	0	15*	38	6.33	3	31.0	0	147	4	36.75	0	1/9
Michael Counsell	18	5	0	0	26	114	8.77	12	483.0	90	1471	78	18.86	3	7/48
Kristie Crawford	16	5	0	3	51*	346	31.45	3	59.4	10	187	17	11.00	0	3/13
James Crombie	65	10	0	5	57	1009	18.35	38	317.4	56	963	52	18.52	0	4/27
Jordan Daly	110	21	4	11	150	2698	30.31	81/1	18.0	3	71	2	35.50	0	1/9
Billy D'Arcy	106	6	4	16	120	2505	25.05	19/1	1.0	0	10	0	-	0	0/10
Ollie Davies	46	9	4	5	167	1454	39.30	27	39.2	7	146	5	29.20	0	2/6
Joel Davies	31	7	1	5	101*	758	31.58	4	131.2	33	359	16	22.44	0	4/25
Tim Doonan	7	0	0	1	62	164	23.43	8/1	0	0	0	0	N/A	0	N/A
Alec Duly	15	0	1	0	150	304	20.27	11	0.2	0	10	0	-	0	0/10
Reiley Dunlop	11	1	0	0	23*	65	6.50	15/4	0	0	0	0	N/A	0	N/A
Evan Dunnachie	2	1	0	0	14*	26	26.00	0	17.0	1	74	2	37.00	0	1/7
Caitlin du Preez	5	1	0	0	18	31	7.75	3	18.0	2	41	2	20.50	0	1/7
Jack Edwards	50	4	0	11	97	1245	27.07	29	269.6	57	967	36	26.86	0	3/17
Mickey Edwards	56	24	1	1	103*	522	16.31	22	942.4	154	3066	132	23.23	2	7/40
Warren Evans	374	68	1	19	132	5413	17.69	104/2	5,580.8	1492	15103	771	19.59	26	8/39
Ben Falconer	74	22	0	0	40	447	8.60	21	802.7	197	2438	134	18.19	1	6/36
Ryan Farrell	135	18	3	10	147	2692	23.01	64	779.6	87	2980	115	25.91	4	5/22
Annabelle Fegan	2	0	0	0	5	9	4.50	0	11.0	2	33	2	16.50	0	1/7
Joel Foster	27	4	0	2	64	459	19.96	7	270.3	30	1220	52	23.46	2	8/23
Luca Franks	15	2	0	0	28	143	11.00	7	25.0	3	80	1	80.00	0	1/30
Sam Gainsford	113	14	1	7	102	1984	20.04	38	905.0	182	2670	109	24.50	1	5/23
Sarah Gordon	10	3	0	0	14	38	5.43	6	56.0	6	209	10	20.90	0	4/5
Joseph Graham	73	14	0	3	89	992	16.81	29	891.3	158	3238	134	24.16	5	7/148
Jacob Graham	110	20	0	2	76	1379	15.32	29	996.5	229	2640	168	15.71	4	6/20

Player	Inn	NO	100s	50s	HS	R	Avg	CT/ST	O	M	R	W	Avg	SWI	BB
Chris Green	20	4	0	8	75	767	47.94	15	248.2	55	841	35	24.03	2	7/64
Ruby Gruber	7	1	0	0	10	21	3.50	3/1	4.0	0	19	0	-	0	0/9
Adam Gummer	178	16	6	15	115	3939	24.31	73/2	398.0	79	1232	67	18.39	1	5/14
Natalie Guyot	41	3	0	0	46	521	13.71	13	0	0	0	0	N/A	0	N/A
Ryan Hadley	5	2	0	0	9*	10	3.33	4	116.4	24	431	19	22.68	1	5/46
Eliza Henry	4	0	0	0	7	15	3.75	1	8.0	1	22	2	11.00	0	1/8
Elliott Herd	11	0	0	2	72	290	26.36	9	120.3	33	362	18	20.11	1	5/62
Andrew Hicks	21	4	0	0	42	152	8.94	8	224.6	45	728	32	22.75	0	3/14
Jack Hobson	9	4	0	0	10*	33	6.60	2	114.2	22	332	26	12.77	1	5/12
Edmund Hole	41	5	0	6	65*	799	22.19	15	91.0	20	322	15	21.47	0	2/13
Samuel Hole	118	11	2	13	118*	2374	22.19	39	323.5	55	1147	60	19.12	1	6/28
Emily Horstead	4	0	0	0	16	27	6.75	0	9.4	1	43	5	8.60	0	3/9
Olivia Hough	18	3	0	0	27	150	10.00	7	15.0	1	104	4	26.00	0	2/9
Renee Hough	19	6	0	0	49*	180	13.85	5	33.0	1	179	7	25.57	0	2/27
Stephanie Hughes	5	0	0	0	19	36	7.20	3	13.0	0	39	4	9.75	0	2/5
Alicia Humphrey	8	2	0	0	6*	19	3.17	0	21.0	1	110	5	22.00	0	2/1
Sienna James	39	0	0	0	39	271	6.95	3	134.7	18	517	25	20.68	0	3/22
Ellie James	4	2	0	0	42*	89	44.50	1	16.4	6	60	3	20.00	0	1/0
Jazzy James	3	1	0	0	7*	10	5.00	1	6.0	1	7	2	3.50	0	2/2
Andrew Jamieson	33	8	0	0	47	390	15.60	8	398.0	105	1066	68	15.68	2	6/52
Sam Jones	11	2	1	0	105	199	22.11	4	41.0	7	132	5	26.40	0	2/13
Laura Judson	4	3	0	0	13*	34	34.00	4	38.0	6	126	3	42.00	0	2/30
Thomas Kaye	139	16	4	15	140*	3248	26.41	33	491.1	109	1557	86	18.10	1	5/39
Jessica Kaye	3	0	0	0	21	46	15.33	1	1.0	0	6	0	-	0	0/6
Isabelle Keene	16	2	0	0	31*	59	4.21	2	30.0	1	247	5	49.40	0	1/7
Cassandra Keller	1	1	0	0	1*	1	N/A	0	2.0	0	18	1	18.00	0	1/18
Gemma Lacey	19	5	0	0	22*	101	7.21	6	65.0	7	296	12	24.67	0	2/1
Jay Lenton	85	21	8	16	125	2967	46.36	98/17	0	0	0	0	N/A	0	N/A
Sophie Lowry	4	2	0	0	25*	39	19.50	1	11.0	2	52	2	26.00	0	1/6
Oscar Lucius	20	2	0	1	63	250	13.89	24/5	0	0	0	0	N/A	0	N/A
Jessica Manning	5	0	0	0	15	39	7.80	0	19.3	5	58	4	14.50	0	1/1
Dylan Marshall	122	41	0	1	57*	927	11.44	36	1,673.8	357	5366	259	20.72	6	5/25
Joel Mason	235	12	4	23	150	5603	25.13	108/2	63.2	5	266	9	29.56	0	3/9
Nick McLachlan	125	54	0	1	63*	1015	14.30	43	2,130.6	386	7229	348	20.77	11	7/37
Chelsea McLerie	20	7	0	0	18*	97	7.46	2	78.0	10	291	9	32.33	0	2/7
Robyn Medley	31	8	0	2	90*	614	26.70	10	120.1	18	341	31	11.00	1	5/12
Abbey Melville	5	1	0	0	13	17	4.25	1	38.0	0	166	2	83.00	0	1/4
Oliver Melville	7	1	0	1	52	86	14.33	1	27.0	1	108	0	-	0	0/8
Brynn Mendel	33	6	0	5	76	769	28.48	32/3	0	0	0	0	N/A	0	N/A
Cameron Merchant	213	31	14	30	146	6329	34.77	64	109.5	14	431	25	17.24	0	4/3
Jesse Moffat	8	0	0	0	24	112	14.00	4	120.2	28	290	17	17.06	2	6/18
Sallie Molyneux	2	1	0	0	8	9	9.00	0	12.0	2	26	3	8.67	0	1/1
Luke Morley	4	1	0	0	9	10	3.33	3	66.0	7	215	47	4.57	0	2/66
Jessica Mulcahy	17	5	0	0	48*	203	16.92	6	56.0	6	165	21	7.86	0	4/18
Lauren Muriti	0	0	0	0	N/A	0	-	0	2.0	0	10	0	-	0	0/10



Player	Inn	NO	100s	50s	HS	R	Avg	CT/ST	O	M	R	W	Avg	SWI	BB
Mia Nel	13	2	0	0	20	75	6.82	4	48.0	5	148	5	29.60	0	2/6
Maya Nicey	4	0	0	0	11	21	5.25	0	16.0	3	65	4	16.25	0	2/9
Stephen O'Keefe	41	9	2	5	158	1107	34.59	19	640.5	152	1698	92	18.46	1	9/54
Jake Osborne	20	0	0	1	77	272	13.60	7	83.0	12	258	12	21.50	0	3/13
Chloe Osborne	22	1	0	0	46	241	11.48	2	48.4	5	220	12	18.33	0	2/6
Jacob O'Sullivan	46	7	1	5	116*	962	24.67	11	110.0	21	369	13	28.38	0	3/15
Josh Park	5	1	0	0	6	10	2.50	2	46.0	4	172	2	86.00	0	1/35
Jack Pickering	50	5	2	6	128	1224	27.20	18	23.0	2	109	0	-	0	0/7
Jack Ritchie	253	29	8	31	128	5995	26.76	108	593.3	67	2605	97	26.86	0	4/17
Andrew Rochford	54	12	0	2	65	495	11.79	13	814.9	173	2350	100	23.50	3	7/54
Kate Salmon	12	3	0	0	31	96	10.67	2	35.0	3	140	9	15.56	0	2/1
Joshua Seward	7	0	0	1	62	133	19.00	2	78.0	10	262	8	32.75	0	2/5
Andrew Somerville	10	2	0	0	40*	104	13.00	5	199.4	41	644	25	25.76	2	5/22
Hamish Starr	12	3	0	0	26	90	10.00	3	85.2	10	359	14	25.64	0	3/20
Abby Taylor	12	2	0	0	12	71	7.10	2	9.0	0	68	2	34.00	0	1/10
Ross Trewartha	113	12	5	13	156*	3298	32.65	35	36.0	4	156	6	26.00	0	3/43
Zach Trewartha	107	12	1	8	102*	2041	21.48	30	505.5	91	1646	70	23.51	1	5/8
Lachlan Trewartha	4	2	0	0	14*	16	8.00	2	75.0	12	287	16	17.94	1	6/40
Arshdeep Virdi	113	27	0	12	79*	2130	24.77	61	631.2	109	2255	104	21.68	2	6/20
Abhijeet Virdi	4	1	0	0	13	25	8.33	1	43.0	10	104	4	26.00	0	2/19
Michael Visser	122	36	0	2	87	1083	12.59	39	2,321.0	506	7605	354	21.48	9	8/44
Isaiah Vumbaca	65	16	0	5	96	1305	26.63	17	691.9	122	2224	92	24.17	1	5/103
Mia Waddington	41	7	0	0	33*	388	11.41	9	141.5	17	562	36	15.61	0	3/11
Claire Waddington	13	3	0	0	17	59	5.90	2	16.0	0	89	1	89.00	0	1/11
John Warn	196	14	5	24	108	4734	26.01	86	115.1	10	490	18	27.22	0	3/20
Sam Webber	135	24	1	10	100*	2324	20.94	207/32	5.0	0	27	5	5.40	1	5/27
Max Webber	12	0	0	4	87	427	35.58	7	57.2	12	184	13	14.15	0	3/16
Logan Weston	135	12	9	14	206	3753	30.51	66	69.1	7	316	6	52.67	0	2/3
Dom Wheeler	50	6	2	7	157*	1296	29.45	29/4	0	0	0	0	N/A	0	N/A
Joshua Wigney	52	27	0	0	10*	115	4.60	16	821.3	159	2396	128	18.72	4	6/74
Brad Wilson	63	25	0	0	42*	537	14.13	21	864.3	212	2370	142	16.69	7	6/17
Jasmin Wilson	13	4	0	0	3*	11	1.22	4	66.0	3	286	7	40.86	0	2/12
Hannah Woolf	20	4	0	1	50*	151	9.44	4/2	5.5	0	38	2	19.00	0	2/28

**Note:** Above stats include all 1st Grade One Day stats from 1992-93, as well as all T20 stats, but do not include PG's or Green Shield.

## Players Who Have Scored Over 5,000 Grade Runs

Position	Name	Years	Innings	N/O	Runs	100s	50s	HS	Average
1	Tim Cruickshank	1997-2017	354	35	10,502	14	67	203	32.92
2	Eddie Robinson	1938-1966	395	34	9,343	5	55	137	25.88
3	Richard Fry	1982-2000	343	33	8,536	8	45	159	27.54
4	Bruce Cook	1929-1960	345	21	7,526	6	37	134	23.23
5	Terry Lee	1954-1977	254	39	7,504	15	37	127*	34.90
6	Jim Burke	1943-1974	227	58	7,404	14	42	165*	43.81
7	Greg Hill	1972-1996	335	41	7,238	8	29	134*	24.62
8	Bruce Adrian	1929-1964	411	55	7,193	4	28	146	20.21
9	Andrew Fraser	1978-2009	333	49	7,012	6	35	183	24.69
10	Adam Crosthwaite	2006-2018	172	10	6,696	15	39	201	41.33
11	Ian Howell	1965-1996	293	24	6,565	7	27	178*	24.41
12	Sam Mesite	1971-1992	313	22	6,546	7	30	127	22.49
13	<b>Cameron Merchant</b>	<b>1999-</b>	<b>213</b>	<b>31</b>	<b>6,329</b>	<b>14</b>	<b>30</b>	<b>146</b>	<b>34.77</b>
14	Shawn Bradstreet	1988-2008	233	50	6,326	8	30	142	34.57
15	George Lowe	1906-1937	235	27	6,286	10	36	210*	30.22
16	Matthew Cranney	1992-2012	255	29	6,214	5	29	145	27.50
17	Gary Flowers	1971-1995	311	22	6,134	2	29	123	21.22
18	Les Gwynne	1923-1945	241	21	6,029	9	19	175*	27.40
19	<b>Jack Ritchie</b>	<b>2003-</b>	<b>253</b>	<b>29</b>	<b>5,995</b>	<b>8</b>	<b>31</b>	<b>128</b>	<b>26.76</b>
20	Ken Turner	1962-1984	316	33	5,994	1	26	100	21.18
21	Cliff Searle	1921-1943	377	34	5,957	1	7	110	17.37
22	Graeme Beard	1966-1986	228	31	5,939	9	28	187	30.15
23	Jim Stewart	1972-1992	245	37	5,914	4	32	153	28.43
24	Dan Gee	1904-0924	204	4	5,904	9	24	165	29.52
25	Barry Rothwell	1952-1983	254	64	5,851	6	25	126	30.79
26	Paul Brenner	1990-2006	214	11	5,625	9	23	202*	27.71
27	<b>Joel Mason</b>	<b>1995-</b>	<b>235</b>	<b>12</b>	<b>5,603</b>	<b>4</b>	<b>23</b>	<b>150</b>	<b>25.13</b>
28	Vic Brown	1939-1957	244	7	5,559	3	25	136	23.46
29	Phil Marks	1979-1993	184	22	5,556	9	30	173*	34.30
30	Peter Philpott	1948-1970	210	35	5,535	6	33	154	31.63
31	Ken Pitcher	1976-1997	268	33	5,504	3	25	119*	23.42
32	Brian Clemow	1991-2004	167	9	5,477	11	29	287*	34.66
33	Craig Glassock	1988-2006	207	33	5,428	6	26	261	31.20
34	<b>Warren Evans</b>	<b>1986-</b>	<b>374</b>	<b>68</b>	<b>5,413</b>	<b>1</b>	<b>19</b>	<b>132</b>	<b>17.69</b>
35	Matthew Phelps	1996-2003	139	12	5,391	15	23	233*	42.45
36	Don Frazer	1934-1954	303	28	5,349	4	22	104	19.45
37	Craig Little	1999-2014	232	32	5,298	7	25	122	26.49
38	David Ford	1984-2000	221	41	5,281	2	27	138	29.34
39	Tim Blank	1982-1997	216	38	5,217	2	30	137	29.31
40	Aidan Baker	2002-2018	172	14	5,001	6	29	172	31.65

Please Note: The above numbers include all 1st Grade One Day stats from 1992-93, as well as all T20 stats.

## Players Who Have Taken Over 300 Grade Wickets

Position	Name	Years	Overs	Maidens	Runs	Wickets	Average
1	Jim Randall	1900-1935	3,495.6	293	15,188	851	17.85
2	<b>Warren Evans</b>	<b>1986-</b>	<b>5,581.2</b>	<b>1,492</b>	<b>15,103</b>	<b>771</b>	<b>19.59</b>
3	Ron Watkins	1942-1967	3,100.2	329	11,914	696	17.12
4	Brian Kinsey	1964-1992	3,241.2	721	9,648	669	14.42
5	Tom Spencer	1962-1978	3,860.2	771	12,343	634	19.47
6	Bruce Adrian	1929-1964	1,998.6	70	11,347	514	22.08
7	Jeff MacPherson	1969-1988	2,844.9	565	9,108	506	18.00
8	Peter Philpott	1948-1970	2,241.3	238	9,456	499	18.95
9	Mike Pawley	1957-1986	2,546.4	528	7,612	484	15.73
10	Eddie Robinson	1938-1966	2,627	270	10,382	483	21.49
11	Ken Nichol	1963-1977	2,256.1	292	8,964	445	20.14
12	Tom Brooks	1944-1965	2,237.3	229	9,100	438	20.78
13	Andrew Lindsay	1999-2012	2,531.6	515	8,036	434	18.52
14	Shawn Bradstreet	1988-2008	3,046.6	834	7,511	420	17.88
15	Morgan Youell	1990-2005	3,187.8	813	8,217	417	19.71
16	Gavin Fletcher	1979-1994	2,899.7	810	7,351	407	18.06
17	Glen Evans	1983-2002	3,295.2	779	10,328	394	26.21
18	Des Hartman	1969-1978	1,980.4	357	6,498	379	17.15
19	Richard Woodfield	1962-1974	1,783.3	346	5,560	365	15.23
20	<b>Michael Visser</b>	<b>2005-</b>	<b>2,321.3</b>	<b>506</b>	<b>7,605</b>	<b>354</b>	<b>21.48</b>
21	<b>Nick McLachlan</b>	<b>2007-</b>	<b>2,130.5</b>	<b>386</b>	<b>7,229</b>	<b>348</b>	<b>20.77</b>
22	Paul Stephenson	1967-1980	1,889	298	6,983	347	20.12
23	Charlie Hayman	1932-1946	1,202.6	94	5,648	337	16.76
24	Ian Macdonald	1967-1983	1,995.8	343	6,383	319	20.01
25	Ken Waterhouse	1950-1962	1,476.2	237	4,809	317	15.17
26	Craig Little	1999-2014	1,922	408	5,867	317	18.51
27	Shane Cleary	2001-2011	2,134.2	341	7,592	311	24.41
28	Rudi Burattini	1989-2001	2,317.4	500	6,352	305	20.83
29	Jamie Heath	1996-2004	1,981	446	5,602	300	18.67

Please Note: The above numbers include all 1<sup>st</sup> Grade One Day stats from 1992-93, as well as all T20 stats.





## Best Performances Last 10 Years

### FIRST GRADE

Category	Name	Record	Year
Highest Individual Score	B Davis	212	2010-2011
Highest Season Aggregate	A Crosthwaite	1,455	2014-2015
Highest Season Average	J Lenton	67.64	2015-2016
Most Wickets in a Season	N McLachlan	59	2014-2015
Best Bowling Average	J Munting	14.69	2010-2011
Best Bowling Figures	S O'Keefe	9 for 54	2016-2017
Most Dismissal by a Wicketkeeper	A Crosthwaite	40 (38ct/2st)	2010-2011

### SECOND GRADE

Category	Name	Record	Year
Highest Individual Score	L Weston	206	2017-2018
Highest Season Aggregate	L Weston	799	2017-2018
Highest Season Average	A Lowe	86.70	2012-2013
Most Wickets in a Season	M Visser	45	2014-2015
Best Bowling Average	A Jamieson	9.92	2017-2018
Best Bowling Figures	M Visser	8 for 44	2014-2015
Most Dismissal by a Wicketkeeper	S Webber	32 (30ct/2st)	2010-2011
	S Webber	32 (29ct/3st)	2014-2015

### THIRD GRADE

Category	Name	Record	Year
Highest Individual Score	J Rawlings	169*	2014-2015
Highest Season Aggregate	M Cranney	564	2010-2011
Highest Season Average	J Rawlings	66.75	2014-2015
Most Wickets in a Season	C Little	41	2010-2011
Best Bowling Average	J Wigney	11.00	2017-2018
Best Bowling Figures	T Beatty	7 for 16	2011-2012
<b>Most Dismissal by a Wicketkeeper</b>	<b>M Brewster</b>	<b>36 (35ct/1st)</b>	<b>2018-2019</b>

### FOURTH GRADE

Category	Name	Record	Year
Highest Individual Score	L Edgell	152	2015-2016
Highest Season Aggregate	R Hamman	672	2013-2014
Highest Season Average	R Hamman	61.09	2013-2014
Most Wickets in a Season	W Evans	33	2013-2014
Best Bowling Average	J Graham	10.21	2017-2018
Best Bowling Figures	M Visser	7 for 10	2009-2010
Most Dismissal by a Wicketkeeper	J Petersen	38 (37ct/1st)	2013-2014

### FIFTH GRADE

Category	Name	Record	Year
Highest Individual Score	L Anderson	201	2011-2012
Highest Season Aggregate	R Trewartha	618	2012-2013
Highest Season Average	D Wheeler	110.25	2017-2018
Most Wickets in a Season	D Farrell	34	2010-2011
Best Bowling Average	S Hole	7.20	2011-2012
Best Bowling Figures	A Viridi	6 for 20	2010-2011
Most Dismissal by a Wicketkeeper	S Webber	35 (27ct/8st)	2009-2010

#### POIDEVIN-GRAY SHIELD

Category	Name	Record	Year
Highest Individual Score	O Davies	163	2017-2018
Highest Season Aggregate	J Ritchie	327	2009-2010
Highest Season Average	J Ritchie	46.71	2009-2010
Most Wickets in a Season	L Grant	14	2012-2013
	M Mee	14	2009-2010
	J Carden	14	2017-2018
Best Bowling Average	J Carden	11.14	2017-2018
Best Bowling Figures	A Bain	5 for 14	2017-2018
Most Dismissal by a Wicketkeeper	A Lowe	16 (13ct/3st)	2012-2013

#### AW GREEN SHIELD

Category	Name	Record	Year
Highest Individual Score	O Davies	102*	2015-2016
Highest Season Aggregate	J Davies	501	2018-2019
Highest Season Average	J Davies	62.63	2018-2019
Most Wickets in a Season	R Hodge	18	2009-2010
Best Bowling Average	M Levene	8.07	2011-2012
Best Bowling Figures	B Watts	5 for 8	2016-2017
Most Dismissal by a Wicketkeeper	S Webber	25 (11ct/14st)	2009-2010

#### WOMEN'S THIRD GRADE

Category	Name	Record	Year
Highest Individual Score	K Crawford	51*	2018-2019
Highest Season Aggregate	N Guyot	172	2018-2019
Highest Season Average	K Crawford	40.25	2018-2019
Most Wickets in a Season	M Waddington	9	2018-2019
Best Bowling Average	M Waddington	13.00	2018-2019
Best Bowling Figures	K Crawford	3 for 13	2018-2019
Most Dismissal by a Wicketkeeper	N Guyot	5 (5ct)	2018-2019

#### BREWER SHIELD

Category	Name	Record	Year
Highest Individual Score	R Medley	90*	2018-2019
Highest Season Aggregate	R Medley	264	2018-2019
Highest Season Average	R Medley	33.00	2018-2019
Most Wickets in a Season	J Mulcahy	16	2018-2019
Best Bowling Average	J Mulcahy	5.19	2018-2019
Best Bowling Figures	R Medley	5 for 12	2017-2018
Most Dismissal by a Wicketkeeper	N Guyot	3 (3ct)	2018-2019

#### UNDER 15'S GIRLS

Category	Name	Record	Year
Highest Individual Score	E James	42*	2018-2019
Highest Season Aggregate	E James	89	2018-2019
Highest Season Average	E James	44.50	2018-2019
Most Wickets in a Season	E Horstead	5	2018-2019
Best Bowling Average	E Horstead	8.60	2018-2019
Best Bowling Figures	E Horstead	3 for 9	2018-2019
Most Dismissal by a Wicketkeeper	R Gruber	3 (2ct/1st)	2018-2019





# THE NEW *Taste* of THE PACIFIC







Proudly supporting the

# Manly Warringah Waratahs



TravelSIM® are again honoured to be a major sponsor of the Manly Warringah District Cricket Club.

We are proud of the history we share and look forward to continuing to support the club and the community.

**Pick up an international roaming TravelSIM® for your next overseas adventure.**



Great rates | Amazing customer service | Prepaid control

# styleness<sup>®</sup>

creating beautiful and functional spaces

## Property Styling



[www.styleness.com.au](http://www.styleness.com.au)