

NEWCA LIBRARY
COPY

**Manly Warringah
District Cricket Club**

FOUNDED 1878



**105th ANNUAL REPORT
AND
BALANCE SHEET**

SEASON 1982-83

MANLY WARRINGAH
DISTRICT CRICKET CLUB

PLAYING GROUNDS - MANLY OVAL, GRAHAM RESERVE,
BALGOWLAH OVAL.

NOTICE IS HEREBY GIVEN THAT THE ONE HUNDRED AND FIFTH ANNUAL GENERAL MEETING OF THE MANLY WARRINGAH DISTRICT CRICKET CLUB WILL BE HELD AT THE MANLY RUGBY UNION CLUB, SYDNEY ROAD, MANLY ON FRIDAY 15TH JULY 1983 AT 7.45 P.M.

1. To receive the Annual Report and Honorary Treasurer's Statement.
2. Election of office bearers and general committee as follows:
President*, Deputy President*, Honorary Secretary*, Honorary Assistant Secretary*, Honorary Treasurer*, General Committee (5). (Nominations for positions marked * must be lodged with Hon. Secretary by 7.45 p.m. on Wednesday 13th July 1983.)
3. Election of delegates to the New South Wales Cricket Association (2).
4. To transact any business that may be brought forward in conformity with the constitution of the Club.
5. Presentation of Awards.

R.G. TUCKERMAN
Honorary Secretary
10 Tamworth Place,
Allambie Heights 2100
Phone: 939 6324
948 0281

You are cordially invited to attend the meeting.

Kindly bring this report with you.

Only financial members are eligible to vote.

THE LAST TEN YEARS

	PRESIDENT	HONORARY SECRETARY	HONORARY TREASURER
1973-74	J.F. Hodgson	A. Anderson	P. Harvey
1974-75	J.F. Hodgson	A. Anderson	R.H. Kinsey
1975-76	J.F. Hodgson	A. Anderson	R.H. Kinsey
1976-77	J.G. Stephenson	J.F. Hodgson	R.H. Kinsey
1977-78	J.G. Stephenson	J.F. Hodgson	R.H. Kinsey
1978-79	J.G. Stephenson	T.P. Spencer	P. Stephenson
1979-80	J.G. Stephenson	(T.P. Spencer (R. Heath	P. Stephenson
1980-81	B. Rothwell	H.K. Marks	R. Heath
1981-82	B. Rothwell	(H.K. Marks (R.G. Tuckerman	R. Heath
1982-83	B. Rothwell	R.G. Tuckerman	(S. Byers (P. Stephenson

CLUB PERFORMANCES

	CLUB CHAMPIONSHIP	1st	2nd	3rd	4th	5th	Ladies
1973-74	2	1	7	2	10	-	-
1974-75	2	2	13	1	11	-	-
1975-76	17	15	6	14	18	-	-
1976-77	1	8	2	6	14	-	-
1977-78	-	9	11	5	6	-	-
1978-79	14	10	11	11	18	-	-
1979-80	13	11	13	18	15	-	-
1980-81	7	6	12	12	4	13	-
1981-82	14	14	7	18	8	5	-
1982-83	8	10	9	15	6	2	1 (aeq)

PREMIERSHIPS

<u>Club Championship</u>	<u>1st Grade</u>	<u>2nd Grade</u>
1976-77	1949-50 1957-58 1973-74	1904-05
<u>3rd Grade</u>	<u>4th Grade</u>	<u>A.W. Green Shield</u>
1902-03	1974-75	1941-42
1920-21	<u>Poidevin Gray Shield</u>	1942-43
1958-59	1949-50	1944-45
1969-70	1955-56=	1952-53=
1974-75	1968-69	1953-54
	1977-78	1959-60

Ladies

1982-83 = Reserve Grade

VICE PRESIDENTS

Joyce Anderson	D. Allum	I. Barnes	R. Beard
F. Byers	L. Carter	H. Fraser	B. Coustan
E.D. Darby	M. Elliot	B. Kinsey	R. Heath
K.C. Gulliver	F. Gray	L. Pawley	A. Lee
B. Louden	T. Hart	E. Robinson	I. McDonald
C.R. Philpott	A. Hicks	D. Sellen	M. Pawley
D.S. Sainsbury	I. Howell	Lynne Spencer	S.G. Sismey
P.A. Trim	B. Miles	P. Stephenson	J. Weight
F. Turner	L. Pierce	Joan Thorburn	A.W. Turner
K. Turner	B. Strudwick	W. Weight	R.H. Kinsey

OFFICE BEARERS 1982-83

PRESIDENT

B.A. Rothwell

DEPUTY PRESIDENT

R. Holmes

<u>Honorary Secretary</u>	<u>Honorary Assistant Secretary</u>	<u>Honorary Treasurer</u>
R.G. Tuckerman	D. Fletcher	S. Byers) P. Stephenson)

General Committee

J. Grimble*, G. Kroschel, S. Mesite, T. Purcell, R. Rickey, J. Stewart
(* Resigned)

Ladies Committee

Diana Rothwell, Helen Rickey (Chairpersons), Margaret Kroschel,
Shirley Rickey, Sue Purcell.

Selection Committee

G. Flowers, I. McDonald, T.S. Spencer, J. Stewart, P. Toohey.

Delegates to New South Wales Cricket Association

B.A. Rothwell	S. Byers) R.G. Tuckerman)
---------------	-------------------------------

Delegates to Manly Warringah Sporting Union

D. Fletcher	S. Mesite
-------------	-----------

Delegates to Manly Warringah Cricket Association

S. Mesite	T. Purcell
-----------	------------

Delegates to Warringah Shire Cricket Club

R. Holmes	R.G. Tuckerman
-----------	----------------

Honorary Life Members (*Deceased)

B. Adrian*	A. Anderson	T. Brooks	J.W. Burke*
C.B. Cochrane*	B.C. Cook*	H.M. Dunlop*	L.W. Gwynne*
C.H. Hayes*	C.K. Hayman*	J.F. Hodgson	W. Hoy
C.A. Laurence*	M. Hayman	W.S. Mitchell	R.A. Oxlade*
P.I. Philpott	G.W. Lowe*	C. Searle	L.A. Soman
T.P. Spencer	R.M. Pitt*	J.G. Stephenson	

Honorary Auditor

Mr. I.F. Barnes A.A.S.A.

MANAGEMENT COMMITTEE MEETINGS
ATTENDANCE RECORD

MEETINGS HELD 10

	<u>Present</u>	<u>Apologies</u>
B. Rothwell	8	2
R. Holmes	9	1
R.G. Tuckerman	10	-
D. Fletcher	9	1
S. Mesite	10	-
T. Purcell	7	3
R. Rickey	7	3
J. Stewart	9	1
J. Grimble (resigned 9/82)	2	-
S. Byers (resigned 12/82)	4	-
G. Kroschel (elected vice J. Grimble)	5	-
P. Stephenson (elected vice S. Byers)	4	1

PRESIDENT'S REPORT

The season under review commenced with prospects that provided our members and supporters with good reason to feel optimistic for a very successful season.

The previous year was not one of which we could have been particularly pleased when in the final analysis, Manly Warringah finished 15th in the Club Championship.

Your committee adopted positive steps to rectify this situation, resulting in the build-up of player strength and a more professional approach to our development of individual skills through coaching and practice.

Obviously, two of the most important acquisitions in those regards were firstly, Peter Toohey, who proved to be an inspiration, not only to the 1st Grade team, but to all our players generally; and secondly, Mike Pawley as Club Coach, whose contribution up until his most unfortunate injury was highly significant in the improved performances of all teams.

Although this past season was decidedly more successful than that of 1981-82, having finished on this occasion, 8th in the Club Championship, one should not feel at all satisfied or complacent by that result.

With the resources and potential player strength available right throughout the Grades, Manly Warringah should be able to command an even more elevated position in the Club Championship. The top position is certainly not beyond us and that is where our sights must be set for next season.

Undoubtedly we have a very strong 1st XI, but it was disappointing to us all that they did not reach their full potential, particularly after such an enthusiastic and confident start in the first half of the season. Peter Toohey has reviewed the performances later in this report and commented objectively on the lessons to be learned. We can assuredly expect this team to be a major force next season—and I am confident that that success will permeate right throughout all the Grades.

Proof of the talent and potential in the Club at the present time is to be found, not only in our higher Grades, but most

significantly in the 4th and 5th Grades. The latter team, of course, is to be heartily congratulated on their achievements—under the astute and dedicated leadership of Ian MacDonald—finishing second in the competition.

The success of the 4ths and 5ths over the last two seasons is most heartening. We have in them a number of very fine young players who, provided they retain their dedication and enthusiasm, are our investment in the Club's future success.

It will be seen from our Treasurer's Report that the Club has managed to hold its own financially. To all those who have so unselfishly given of their time to help in this area, the Club remains deeply appreciative. Particular mention in this regard should be made of the continuing significant efforts of the Ladies Committee.

However, it must be realised that to administer amateur Clubs and to provide facilities necessary for the desired success of the Club, it is becoming rapidly and increasingly a most onerous exercise financially.

In our attempts to alleviate this situation a sub-committee has been set up to recommend on-going policy with regard to sponsorships, player incentives, coaching and development. This should not be interpreted that the Club would be reversing its current approach of non-payment of any player, but it is believed that all these matters should be reviewed at this time with a firm policy established as opposed to "ad hoc" decisions being made as the situation arises.

In order to clarify the present situation, there is not one player in the Club being paid for his services.

Prior to concluding this Report, it would be most remiss not to extend the congratulations of all our members and supporters to our most recent acquisition—the highly successful Manly Warringah Ladies Club, who are very much part of our Club. They have had a most successful season and have brought great honour to the Club with their hard won Joint Premiership. To Merrilyn Smith, and her team—very well done!

We had resolved that this year we would be "WINNERS"! As a result there was much more purpose, greater enthusiasm and dedication with the consequence that there was a vast improvement in performance.

There were many fine individual and team efforts during the year—but in the final analysis, apart from the Ladies, we won nothing. However, I do sincerely believe that we are now very close and headed in exactly the right direction.

And so, I call upon you all for that extra effort and resolve which is what will be needed to put us, rightly, in the "winners circle".

BARRY ROTHWELL
President

105TH ANNUAL REPORT

To the Members of the Manly Warringah District Cricket Club.

Ladies and Gentlemen,

The Management Committee has pleasure in submitting for your consideration and adoption the 105th Annual Report and Financial Statement.

The Club again entered teams in all five grades and in the A.W. Green Shield and Poidevan-Gray Competition. Additionally a team of lady cricketers represented the Club for the first time. It is pleasing to report a marked improvement in results from the previous season with a climb from fourteenth to eighth in the Club Championship; the ladies' team, joint premiers and the Fifth Grade side runners up.

The First Grade side was strengthened with the acquisition of Peter Toohey, Mark O'Neill, Tony Hoddle, Paul Grimble and the return of former Captain, Mike Pawley. Peter Toohey's splendid leadership qualities were in evidence when State commitments made him available, Tom Purcell took over the side in Peter's absence. It will remain a mystery as to how this talented team suffered a mid-season slump and missed the semi finals.

Our Second Grade team was led by Gary Flowers and enjoyed some success. There were some splendid bowling efforts by the side, however, they were unable to consistently score runs. It was pleasing to see some of our Fifth Graders from a couple of seasons ago gain selection in this side.

Third Grade was led by Jim Stewart. Following a disappointing start to the season, the team performed exceptionally well after Christmas.

Tom Spencer was again in charge of our Fourth Grade team, and with his usual determination and dedication, got maximum effort from his young team, which after leading the competition, narrowly missed the semi's.

Fifth Grade, after a disappointing start to the season, came under the care of former higher grades player, Ian Macdonald; what a bonus to the Club, and especially those youngsters who were fortunate to play under his captaincy! Ian led the side to the final, where although beaten, proved worthy runners-up.

Well done Fifths, we will watch with interest the progress of the many fine youngsters in the side in the years to come.

Merrilyn Smith and her team of ladies proved a welcome addition to the Club. Their dedication and determination was aptly rewarded with a shared premiership.

Our Poidavin-Gray and A.W. Green Shield teams performed well in patches, but lacked consistency. Our thanks are extended to Managers Sam Mesite, Tom Spencer/Ron Holmes for their efforts with their teams and to the respective captains, Andrew Carver and David Tebbutt, and to all the willing parent helpers.

Individually, there were many fine performances, David Patterson, Andrew Brenner and Richard Fry established new Club Records. There were eleven centuries scored, and if there was a better one anywhere than Mark O'Neill's "ton" against Mosman, it must have been a gem. How pleasing it was to see the magical spinning spells of Mike Pawley again!

Our top performers for the season were:

Century-makers - M. O'Neill (3), P. Marks (2), K. Pitcher, D. Patterson, R. Webb, A. Brenner, S. Glassock, R. Fry.

Top Scorers - P. Marks (675), M. O'Neill (581), A. Brenner (513), G. Wilks (503), S. Mesite (485), G. Flowers (482), D. Patterson (478), N. Tuckerman (473), D. Knock (469), D. Heath (461), J. Stewart (458).

Leading Wicket-takers - T. Spencer (58), G. Fletcher (43), J. Maher (39), J. McDermott (35).

Most Dismissals by Wicketkeeper - T. Purcell (36)

Most Catches by Fielder - S. Glassock (12)

A number of players and officials gained representative honours.

These were:

B. Rothwell - NSW Sheffield Shield Selector and Team Manager, NSWCA Country Committee.

P. Toohey - NSW XI

M. O'Neill - NSW XI, NSW 2nd XI, Metropolitan XI

P. Marks - Metropolitan XI

D. Rosa - Metropolitan XI

S. Glassock - Metropolitan A.W. Green Shield XI

D. Tebbutt - Metropolitan A.W. Green Shield XI

R. Fry - Metropolitan Green Shield XI

We have again had a most successful season off the field and there are a number of items which must be mentioned.

The season saw us with three additional synthetic practice wickets at Graham Reserve—the funds for these wickets provided in the main by Manly Council and the labour in the form of working bees.

Maximum useage was made of the wicket complex and it was pleasing to see the appointment of Mike Pawley as Club Coach, First Grade in particular owe a debt to Mike and it was disappointing when his work committment and injury forced him to curtail his Club Coaching activities.

The Club received exceptionally "good press" from Manly Daily sports reporter, John Hogan. He is certainly a young journalist who will go far in his profession. Our wickets were again produced by Merv (Manly Oval) and Ralph (Graham Reserve) and what a super job they both did. We certainly appreciate their dedication to their job. Talking about dedication to the job, it was pleasing to see the efforts of Chris Hynes and Bob Rickey rewarded. The School Competitions were again a great success and it was particularly pleasing to see four of our young Grade players in one of the winning teams; our thanks go to Tom Hart for continuing to conduct these competitions on behalf of the Club.

Funds again proved to be a problem and it is with regret that we have to report that Manly Council were not prepared to reduce the one hundred and forty percent fee increase levied on the playing grounds in 1982, and indeed have again raised the rent, so that in a two year period, hire charges have gone up by 164 percent. For Saturday centre wicket hire we probably now pay more than any other Club in the competition. To offset these charges your committee approached many organisations seeking financial assistance, regrettably without success.

We again had a successful social year, the highlight again being our "Gambling Night", which raised a thousand dollars. We are again indebted to "Hustler" Don Harris for his assistance and to those super workers Sue Purcell and Maureen Johnson for their efforts and to all prize donors. The only disappointing feature of the evening was the non-attendance by a number of Club members. It was pleasing to see so many "old faces" at the Past versus Present match and the Dinner, which followed, where we were entertained by master story teller, Peter Philpott. A most successful day was held early in the season when we played matches against Manly Warringah Cricket Association and Warringah Shire's Elevens—our

thanks are extended to the Shires and Alan Hicks for hosting the day.

The Club found a new supporter in Michael Friend, Manager Cobb & Co Bistros, who provided a weekly award of dinner for two for the player of the week—a well received award. We continued to hold after match post mortems at Manly Rugby Union Club except for a monthly barbecue at the Room-at-the-Top. The Rugby Union Club again gave us a most welcome donation. Our Ladies Committee were again most active and were able to provide us with some needed funds, we are most appreciative of their efforts.

The Club was saddened by the passing of former stalwart's Horrie Hayman and Roy Harvey.

The Club again wishes to thank the umpires who officiated at our matches throughout the season, their efforts are much appreciated. The Club would also like to congratulate the Sheffield Shield side on their success in the Shield for the first time in seventeen years, and we were pleased that Manly Warringah was able to provide players Peter Toohey and Mark O'Neill and selector Barry Rothwell.

Whilst criticism was levelled at Council regarding fees, we would like to express our thanks to Council for providing funds for the construction of the extra practice wicket and for funds for the construction of sight screens at Graham Reserve. The Club has indeed found a friend in Ron Furphy, Head Teacher of Welding at Brookvale Technical College. Ron has provided the expertise to construct the new sight screens at Grahams. To finish these we will be seeking the assistance of Club members, to those who have provided help, thank you, we hope we can share the load.

In conclusion I would like to acknowledge all those who have assisted the Club in the past season, in particular I would like to single out Ron Holmes for his efforts in organising our social activities; Dallas Fletcher for his fund raising efforts (where do you get your prawns Dal?); Tom and Lynne Spencer for their maintenance of Club records and for their assistance in finding players to meet our commitments in the re-draws, (I would remind players that the season continues until the end of March and all are expected to be available) and finally to our Clubman of the Year, Sam Mesite for his willingness to assist in any way to make our season better.

For and on behalf of the Management Committee.

BOB TUCKERMAN

12 Hon. Secretary

TREASURER'S REPORT AND FINANCIAL STATEMENT

I was asked to fill the position of Honorary Treasurer in October last year as the elected Treasurer, Steve Byers had resigned to reside overseas for an indefinite period. I would like to state that the Club's financial affairs had been handled in a most able way by Mr. Byers and the transition was made easy by his work.

The 1982/83 season saw the Club finish with a net excess of Income over Expenditure of \$3,024.00. This is an excellent result for the season which was brought about by a number of factors. They were:

- a) The Club's expenses were held to a minimum by hard work from Club officials and members alike throughout the season.
- b) The Club's Ladies and Social Committees again provided a substantial income through the support of members and friends.
- c) An increase in subscriptions planned to cover increased costs that were able to be kept under budget.
- d) Financial assistance from the Manly Rugby Union Club for which we are sincerely grateful.
- e) Donations from various past players, officials, vice-presidents and interested parties also for which we are most appreciative.

The ground fees paid by the Club to Manly Council were increased by 10% this season to \$1,980.00 although it was initially estimated to 20%. The Council obviously have had increased costs this year in maintaining our ovals to their present standard and the Club is appreciative of the assistance given to them by the Council. The Club plans to continue working together with them to assist in arresting some of those costs while continuing to provide first class conditions allowing our members to provide so many thousands of Manly district residents with enjoyment and interest.

The excess income over expenditure has been placed with our other investment amount in a secured high interest bearing account for consideration of on-going Club projects by the incoming Committee.

PAUL G. STEPHENSON
Treasurer

MANLY WARRINGAH DISTRICT CRICKET CLUB
BALANCE SHEET AS AT 30TH APRIL 1983

<u>1980/81</u>	<u>LIABILITIES</u>	<u>1982/83</u>
\$		\$
	<u>ACCUMULATION ACCOUNT</u>	
7,038	Balance 1.5.82	7,038
	Add Excess Income over Expenditure	3,024
		<u>10,062</u>
	<u>CURRENT LIABILITIES</u>	
160	Sundry Creditors	2,262
<u>7,198</u>		<u>12,324</u>

I report that in my opinion the above Balance Sheet and accompanying Income and Expenditure Accounts of the Manly Warringah District Cricket Club are properly drawn up so as to give a true and fair view of the state of the Club's affairs as at April 30th 1983, and the results of the Club for the year ended on that date. The accounting and other records examined by me have, in my opinion been properly kept.

IAN F. BARNES
Hon. Auditor

<u>1981/82</u>	<u>ASSETS</u>	<u>1982/83</u>
\$		\$
	<u>CURRENT ASSETS</u>	
1,619	Stock on hand, at cost	
	Equipment	2,063
	Caps	182
	Jumpers	<u>63</u>
		2,308
4,000	Australian Guarantee Corp.	
	Debentures at Cost	-
1,579	Westpac, Wales House, Sydney	8,416
-	Sundry Debtors	<u>1,600</u>
		12,324
<u>7,198</u>		<u>12,324</u>

MANLY WARRINGAH DISTRICT CRICKET CLUB
INCOME & EXPENDITURE ACCOUNT AS AT APRIL 30TH, 1983

<u>1981/82</u>	<u>EXPENDITURE</u>	<u>1982/83</u>
\$		\$
2,802	Materials & Repairs	2,799
981	Printing & Stationery	834
1,942	Ground Fees	1,837
195	Postage & Telephones	160
145	Insurance	30
847	Sundry Expenses	1,016
223	Donations & Presentations	116
-	Badges	254
-	Coaching	180
691	Excess Income over Expenditure	3,024
<hr style="width: 100%;"/>		<hr style="width: 100%;"/>
7,826		10,250
<hr style="width: 100%;"/>		<hr style="width: 100%;"/>

<u>1981/82</u>	<u>INCOME</u>	<u>1982/83</u>
\$		\$
2,515	Subscriptions	4,523
320	Donations	2,245
270	Interest	441
1,821	Functions	1,441
2,900	Ladies Committee	1,600
<hr/>		
7,826		10,250
<hr/> <hr/>		

SOCIAL COMMITTEE REPORT

The several social functions held during the season were as follows:

September, 1982

A 'Beer & Prawn' Fund Raising Night with comedian Slim De Gruy.

October, 1982

A Past vs Present Cricket Match followed by a Club Dinner.

November, 1982

A Six-a-Side Cricket Competition for players and officials.

December, 1982

A Christmas Party on the Harbour.

March, 1983

The Gambling and Auctioneering Fund Raising Night.

April, 1983

The Annual Dinner Dance and Presentation Evening.

Monthly Barbecues

At the Room-at-the-Top.

The players, their wives and girlfriends were all encouraged to be involved both in the preparation and in the actual conduct of these social gatherings. This contributed in no small measure to the spirit within the Club.

While thanking all those several willing helpers, special praise must go to Don Harris again; Sue Purcell, Maureen Johnson and Lynne Spencer, Sam Mesite and Greg Hill, Tim Stanley, Mark Kroschel and Mark Peterson, for cheerfully assisting the Club Committee in organising the Gambling Night.

May the next social season be even more fun!

RON HOLMES

LADIES' COMMITTEE REPORT

The Ladies Committee has now seen three seasons and I am happy to report that, despite the economic recession etc., we have been able to raise funds for the Cricket Club although not quite as successfully as in past years.

Our Fashion Parade, which has become an annual event, was held in November and, although we would have liked to have seen more ladies there, it was a great success and an enjoyable evening. Our thanks must go to "Living Fashion" who once again supplied the lovely clothes and their generous donation of 10% of all sales to the Club really did help to boost the profits. Also many thanks to the models who were not professionals—just supporters of the Club.

Due to the breathaliser and the heavy fine that goes with exceeding the 0.05 limit, it was decided that we have a "Stationary Dinner" instead of the "Progressive Dinner" held last year. So on the 26th February Club members and their friends congregated at No. 14 Heaton Avenue, Clontarf for what I believe was an enjoyable evening as well as a financially successful one. Our thanks to the boys who looked after the bar—it was greatly appreciated.

Again we had a raffle this year, the prizes being as First Prize, a cricket bat autographed by the Australian, West Indian and Pakistani Teams, Second Prize a cricket bat autographed by the Australian and English Teams and Third Prize, sportswear donated by Puma. After a very slow start the sale of the tickets suddenly took a dramatic leap forward, particularly on the night of the draw! The drawing of the prizes was done at the Annual Dinner on the 30th April and I am happy to report that 1st and 3rd Prizes were won by members of the Club.

Also at the Annual Dinner we raffled off an oil painting, kindly donated to the Club through the efforts of Maureen Johnson, and we managed to extract quite a number of dollars from those present at the Dinner. Thank you for your support.

The Ladies Committee saw more changes this year. Maureen Johnson and Stephanie Fletcher, who were members of the original Committee and who have contributed so much, stood down this year and Sue Purcell joined us. I believe next season will see even more changes as the younger ladies in the Club become

more involved and bring with them their ideas on raising money for the Club. The Committee has worked hard, but I would like to take this opportunity, on behalf of the Committee, to thank girls such as Cathy, Ros, Diane, Tracy (recently) for being so supportive and for always being there to sell the inevitable raffle ticket!! Without them our coffers wouldn't be nearly as healthy.

The Club should recognise and be appreciative of the marvellous and unselfish efforts of the members of your Ladies Committee—Helen Rickey, Shirley Rickey, Margaret Kroschel and Sue Purcell.

DIANA ROTHWELL

MANLY CUP & SHIELD COMPETITIONS FOR SECONDARY SCHOOLS 1982-83

Manly Cup

The open competition attracted entries from twelve schools. These were divided into Pool A and Pool B and matches were played on a round robin basis. Pool A schools were Barrenjoey High, Narrabeen High, Forest High, Beacon Hill High, Killarney High and Davidson High.

Pool B schools were Balgowlah High, Manly Boys High, Cromer High, St. Augustines College, Christian Brothers College and North Sydney Boys High.

Beacon Hill and North Sydney met in the final played at Manly Oval. The result, a tie, was a fitting end to a marvellous game played with spirit and determination by two very enthusiastic teams.

The competition is now an accepted part of the summer programme for the schools concerned as its continuity is assured.

Manly Shield

The 15 years shield competition, run on similar lines as the open competition, resulted in a win for Davidson High who defeated North Sydney Boys High.

Congratulations to the school on their first win after reaching the final on three occasions.

Eight schools participated in the competition and have indicated their continuing support for future years.

Primary Cup Competition

This is run as a knock-out competition among sixteen primary schools in the Manly-Warringah area. The competition is for open age primary school boys with first round matches drawn between schools who do not meet in regular Friday afternoon P.S.S.A. competition.

Last year's winner, Forestville, was defeated by Newport Primary School who were the ultimate winners defeating Beacon Hill Primary School in the final.

The club now sponsors competition among boys in the area from age 11 until they leave secondary school. The committee deserves congratulations for the interest shown in school competition and I hope that their interest is rewarded in attracting many of the players to grade ranks in the coming years.

T. HART
CONVENOR

COACHING REPORT

In a season of disappointments there were many positive initiatives taken by the Club.

With the momentum gained from these progressive moves, next summer should produce more semi finalists than the 5th Grade, as was the case this year.

A solid pre-season training program had team members physically and mentally ready to start the first round. I strongly recommend the virtue in all players attending the aerobic fitness classes at Dee Why Surf Club at 6 p.m. on at least two evenings from August onwards.

Unfortunately only the supremely dedicated will find time to attend two club practices and two fitness sessions during the season.

Compulsory practice in full creams with the use of six synthetic wickets meant practice was well attended and meaningful. Perhaps next season will see comprehensive video analysis of individual technique made available to all.

Batsmen enjoyed extended batting practice and the use of ball machines to develop technique. Bowlers had lengthy workouts and each individual seemed aware of his responsibility to work on the fielding aspect of his game.

A coach's job should be to establish satisfactory training procedures and pre-match preparation. In this aspect I felt satisfied with the results. The general attitude towards training was as good as I have experienced in Grade cricket. The coach is also responsible for skill development of all Club members.

This is an impossible task with so few qualified coaches and 60 players. The bulk of my time was concentrated on getting First Graders into form and also getting my own act in order.

Consequently there was not enough time spent assisting the development of the younger members of the Club.

A full time non-playing coach with four qualified assistants would be needed to do justice to a really professional coaching program.

It is hard to work out what went wrong with First Grade—a team that might have beaten Manly's last First Grade Premiers of 73-74. Perhaps the practice wickets are so good that bad habits are reinforced—playing away from the pitch and line of the ball is just so easy on synthetic grass, and the bowler is given a false impression of just what a good length really is. Whatever the reasons, Manly will be a force as long as it can keep its exceptional talent together for the next few seasons.

Mention should be made of those who made significant contributions to the coaching program.

Tom Purcell—a demonic effort; who could forget some of Tom's fielding sessions?

Bob Tuckerman—assistance at practices and general organisation.

Tony Hoddle—the Club's most dedicated trainer, an inspiration to any coach.

Tom Spencer—mentor to the junior members of the Club.

Amongst those who gave maximum effort throughout the season were Sam Mesite, Paul Grimble, Andrew Carver, Neil Tuckerman, Mark Peterson, Lee Pedrola, Jeff Maher, David Tebbitt, Steve Glassock, Richard Fry, Brett Meredith.

MIKE PAWLEY

AWARDS RECORDS

PLAYER OF THE YEAR

	<u>Senior</u>	<u>Junior</u>
1977-78	Graeme Beard	Mark Kroschel
1978-79	Bob Rickey	Richard Trim
1979-80	Philip Marks	Gavin Fletcher
1980-81	Mark Kroschel	Russel Pierce
1981-82	Gavin Fletcher	Jeff Maher
1982-83	Philip Marks	Steve Glassock

DOUGLAS DARBY BAT - Most Promising Junior Batsman

1978-79	Phil Blake
1979-80	Steve Johnson
1980-81	Neil Tuckerman
1981-82	Lee Pedrola
1982-83	Richard Fry

CLUBMAN OF THE YEAR - KEITH MARKS TROPHY

1982-83	Sam Mesite
---------	------------

1ST GRADE REPORT

Captain - Peter Toohey

Position on Table - 10th - Points 42

Matches Played - 17 - Won outright	1*
Won 1st innings	9
Lost outright	0
Lost 1st innings	7
Drawn	1
Abandoned	0

*Won outright after being behind on the first innings.

	BATTING							
	Inn	N/O	Runs	H/S	100	50	Avge.	Ct/St
M. O'Neill	15	2	581	127	3	2	44.69	8
P. Toohey	10	3	269	56	0	2	38.43	1
P. Marks	21	3	675	107	2	3	37.50	8
M. Pawley	8	5	99	26*	0	0	33.00	3
S. Mesite	16	1	389	82*	0	3	25.93	5
A. Hoddle	19	2	417	93	0	2	24.53	7
T. Purcell	18	4	277	63*	0	2	19.78	31/5
P. Bowler	7	1	100	41*	0	0	16.66	1
R. Rickey	9	3	98	30*	0	0	16.33	8
G. Hill	21	0	342	70	0	2	16.28	8
P. Grimble	9	4	60	15*	0	0	12.00	4
G. Wilks	12	1	125	20	0	0	11.36	6
A. Carver	5	0	58	37	0	0	11.60	0
D. Rosa	9	2	68	18	0	0	9.71	4
D. Miligen	6	1	23	12*	0	0	4.60	3

Also Batted: W. Redmond 13; G. Fletcher 10; R. Booth 5;
M. Kroschel 4*, 17 (Ct 2); B. Livett played one match but did not bat.

	BOWLING				
	Overs	Maidens	Runs	Wickets	Average
M. Kroschel	58.3	15	151	14	10.78
M. Pawley	193.1	61	407	28	14.53
D. Rosa	187.3	41	590	32	18.43
M. O'Neill	64.0	16	175	9	19.44
P. Marks	207.5	43	586	29	20.21 *
R. Rickey	141.0	24	412	17	24.23
D. Miligen	169.5	30	572	18	31.72
P. Grimble	83.4	16	360	8	45.00

Also Bowled: P. Bowler 14/4/26/2; G. Fletcher 22/7/85/2;
R. Booth 30/10/80/2; B. Livett 10.2/2/26/6; G. Wilks 3/0/19/0;
A. Hoddle 0.1/0/4/0.

MATCH RESULTS

Manly	3/208	(O'Neill 100*, Toohey 40) beat Uni of NSW 135 (Pawley 5/48, Bowler 2/2).
Manly	170	(Marks 52, Pawley 26*) drew with St. George 1/8.
Manly	117	(R. Rickey 26) and 6/123 (P. Bowler 41*) beat Waverley 143 (Rickey 3/27, Rosa 3/33) and 92 (Pawley 6/36, Rosa 2/15) outright.
Manly	6 (dec) 323	(O'Neill 116, Marks 105*) lost to Mosman 8/331 (Rosa 4/101).
Manly	4 (dec) 159	(Mesite 82*) and 8/150 (Rickey 30*, Pawley 26*) beat Cumberland 94 (Marks 6/20) and 2 (dec) 237.
Manly	8/348	(Marks 94, Mesite 67, Purcell 63*, O'Neill 39) beat Balmain 180 (Pawley 4/49, Rosa 4/53).
Manly	186	(Hill 38, Hoddle 35) lost to Northern Districts 7/268 (Pawley 3/31, Fletcher 2/66).
Manly	3/213	(O'Neill 84*, Hill 70, Marks 42) beat Sutherland 167 (Rosa 3/25, Miligen 3/27, Marks 3/33).
Manly	7/267	(Toohey 56, Mesite 55, Marks 54, Hill 52, Hoddle 36) beat North Sydney 150 (Marks 3/16).
Manly	7 (dec) 295	(Marks 107, Hoddle 93, Toohey 34) lost to Randwick 6/296 (Pawley 2/54).
Manly	74 & 6/108	(O'Neill 36) lost to Sydney Uni 100 (Rosa 6/25, Miligen 2/27) and 5 (dec) 222 (Marks 2/48).
Manly	107 & 105	(Hoddle 24*) lost to Penrith 4 (dec) 122 (Marks 2/51) and 7/93 (O'Neill 3/43, Rosa 3/13).
Manly	180	(Hoddle 53*, Carver 37) lost to Sydney 221 (Rickey 4/44, Marks 3/55).
Manly	273	(O'Neill 127, Mesite 25) lost to Wests 4/277 (Booth 2/80).
Manly	7 (dec) 250	(O'Neill 55, Mesite 47, Hoddle 43) beat Gordon 144 (Miligen 4/59, Marks 3/31) and 7/237 (Kroschel 4/55).

Manly 8/150 (Marks 41, Mesite 30) beat Uni of NSW 120
(Kroschel 5/46, Rickey 3/5).

Manly 3/125 (Toohey 55*, Marks 29*) beat Sydney 122 (Livett
6/26, Kroschel 3/32).

After a promising beginning, the 1982/83 season was one of disappointment for the First Grade Team. Being well placed, on 36 points, just after Christmas, the semi-finals looked well within our reach, but a disastrous slump in the last part of the season saw us lose five consecutive games and any chance of winning the competition.

In the final analysis, 10th position was a totally unsatisfactory result for a team that potentially was good enough to win the competition.

The averages show that only two batsmen scored more than 500 runs and not one of our bowlers could manage 40 wickets. Also on three occasions we scored close to or more than 300 runs in an innings and couldn't bowl the opposition out. Even two wins in these games would have put us into the semis.

Undoubtedly the strong all-round performance of Phil Marks was the highlight of the season. His 675 runs and 29 wickets showed his class as a cricketer and was a great follow-up from last season. He has only to continue his consistency of this season and the future will hold much higher honours for him.

Mark O'Neill headed the batting averages and with three magnificent centuries proved a great acquisition for the Club. Mark was unlucky not to have played more first class matches this year and I have no doubts that he will rectify that situation next season.

Tony Hoddle showed glimpses of his batting talent towards the second half of the season. I'm sure he'll be disappointed with his 417 runs and Manly supporters will look forward to seeing more innings like his excellent 91 against Randwick. Sam Mesite batted consistently throughout the year, and next season he'll be looking toward turning the good starts into big scores, while Greg Hill had a disappointing season following his good batting in 81/82.

In the bowling department, both Dave Rosa and Dave Milligen performed creditably and are sure to improve as they become more experienced. In his first full season in 1st Grade, Dave Rosa's 32 wickets confirmed his promise and provided he can hold his fitness he will

take many more wickets for Manly.

Unfortunately, Paul Grimble couldn't take his net-bowling form into the middle. He is a much better bowler than his season's figures would indicate. Mark Kroschel showed in the few matches he played what a fine bowler he is and is certain to be a valuable player next season.

Tom Purcell was very safe behind the stumps and chipped in with some valuable scores with the bat. I would also like to thank him for taking over the side in my absence. I'm sure he shares my feelings of disappointment over our finishing position.

The contribution of Mick Pawley this season was immense, not only with his bowling which was excellent, but also with his general approach to the game and the confidence he passed on to other players. It was no coincidence that his unfortunate injury occurred at the beginning of the slump. It is to my regret that I have not played more cricket with Mick over the years as he has much to offer to young cricketers.

Thanks go to Don Sellin for his precise scoring and faithful support over the whole season and also many thanks to all the girls for the delicious afternoon teas and support throughout the year.

Finally, thanks to all the players who played 1st Grade, for their efforts and support during the season. We all know that we didn't realise our potential and I'm confident everyone will be looking to 1983/84 for a much better performance.

PETER TOOHEY
Captain

2ND GRADE REPORT

Captain - Gary Flowers

Position on Table - 9th - Points 38*

Matches Played - 17	Won outright	0
	Won 1st innings	7
	Lost outright	0
	Lost 1st innings	7
	Drawn	3
	Abandoned	1

* Includes outright tie after leading on first innings.

BATTING

	Inn	N/O	Runs	H/S	100	50	Avg.	Ct/St
G. Wilks	10	1	378	84	0	5	42.00	4
G. Flowers	21	3	482	69*	0	3	26.77	9
N. Tuckerman	10	2	198	49	0	0	24.75	5
S. Mesite	5	1	95	55*	0	1	23.75	0
D. Knock	10	1	206	69	0	1	22.88	1
W. Redmond	16	1	329	83	0	1	21.93	5
A. Carver	14	0	299	66	0	1	21.35	14/1
G. Fletcher	15	5	173	41	0	0	17.30	7
S. Massey	8	0	130	31	0	0	16.25	3
M. Petersen	5	3	26	9*	0	0	13.00	4
C. Hynes	17	0	206	39	0	0	12.11	5
P. Grimble	8	3	56	24*	0	0	11.20	2
D. McLean	11	1	99	27	0	0	9.90	3
P. Bowler	8	1	68	19	0	0	9.71	4/1
R. Booth	11	5	34	12*	0	0	5.66	3
D. Miligen	5	3	6	6	0	0	3.00	0

Also Batted: P. Wilkins 20,1,7,0; T. Spencer 0; S. Byers 4,3;
 R. Wiblin 7*,4,7; D. Heath 2,17,20; G. McDermott 10; B. Livett 25,1,0;
 R. Rickey 0,8,38,26 (Ct 2); M. Kroschel 0,1 (Ct 2); A. Pitcher 1;
 K. Pitcher 2 (Ct 1); N. Johnson played one match but did not bat,
 R. Pierce 8*,9,8*,5* (Ct 2).

BOWLING

	Overs	Maidens	Runs	Wickets	Average
G. Fletcher	249.4	66	634	41	15.46
R. Booth	123.2	27	347	19	18.26
D. Miligen	94.0	22	293	16	18.31
S. Massey	73.0	16	180	9	20.00
P. Grimble	145.4	26	413	18	22.94
M. Petersen	63.0	11	233	5	46.60
C. Hynes	55.0	8	192	4	48.00

Also Bowled: T. Spencer 18/7/43/5; S. Byers 37/5/126/2; P. Bowler
 23/8/58/4; G. McDermott 6/1/12/0; D. McLean 1/0/3/0; B. Livett
 20.1/1/68/1; R. Rickey 30.3/5/94/4; A. Carver 2/0/14/0; R. Pierce
 18/4/52/3; M. Kroschel 22/2/76/6; N. Johnson 9/2/25/2; A. Pitcher
 6/1/14/0.

MATCH RESULTS

Manly	6/193	(Wilks 84, Carver 33) drew with Uni of NSW 4 (dec) 199 (G. Fletcher 2/41).
Manly	9/161	(Wilks 55, McLean 27) drew with St. George.
Manly	135	(Carver 33, Flowers 27) and 2 (dec) 102 (Mesite 55*, Knock 32) beat Waverley 96 (Miligen 4/43, Booth 3/9) and 4/141 (Outright Tie).
Manly	1 (dec) 150	(Flowers 69*, Wilks 50*) and 7/120 (Carver 33, Hynes 24) beat Mosman 140 (Miligen 5/48) and 154 (Fletcher 5/39, Spencer 3/15).
Manly	176	(Carver 66, Knock 29) and 156 (Flowers 27, Carver 23) beat Cumberland 154 (Miligen 4/42, Fletcher 4/52) and 3/26 (Fletcher 2/4).
Manly	119	(Flowers 36, Wilks 24, Redmond 24) and 2/96 (Flowers 52*, Redmond 30*) lost to Balmain 199 (Fletcher 5/74, Grimble 4/54).
Manly	123	(Hynes 39, Wilks 26) lost to Northern Districts 7/126 (Booth 3/13, Bowler 2/31, Grimble 2/31).
Manly	9/188	(Wilks 55, Redmond 26, Livett 25) lost to Sutherland 5/189 (Hynes 2/52).
Manly	173	(Wilks 57, Redmond 30, Tuckerman 25) beat North Sydney 172 (Fletcher 5/48, Grimble 2/35).
Manly	210	(Carver 48, Tuckerman 32, Massey 31) lost to Randwick 243 (Grimble 4/82).
Manly	9/259	(Redmond 83, Rickey 38) beat Sydney Uni 248 (Booth 4/56, Rickey 2/30).
Manly	148	(Flowers 46, Rickey 26) and 1/29 lost to Penrith 153 (Fletcher 5/52, Bowler 2/27).
Manly	9/130	(Tuckerman 34, Wilkins 20, Flowers 20) beat Sydney 127 (Fletcher 6/37, Massey 2/32).
Manly	149	(Tuckerman 49, Wilks 22) lost to Wests 198 (Kroschel 4/50, Grimble 4/65).

Manly 8 (dec) 139 (Hynes 25, Grimble 24*) and 9/186 (Knock 69, Fletcher 41) lost to Gordon 282 (Massey 3/37) and 0/65.

Manly 8 (dec) 165 (Flowers 59, Fletcher 25*) beat Petersham 154 (R. Pierce 3/24, N. Johnson 2/25, Massey 2/27).

A season which promised so much but produced so little in the way of concrete results. This is perhaps the best way one could describe the performance of the 2nd Grade Side in 1983. Enthusiasm at the beginning of the season was at an all time high with all players selected in the team either having had 1st Grade experience or clearly capable of playing in the higher grade. After a good start to the season performances then fell away after the Christmas/New Year break.

Although the team finished in 9th position in the competition table this was somewhat misleading as with two rounds to play there was still a definite chance of making the semi-finals. In retrospect however the team's performances did not really justify a semi-final position as we were only able to score 200 runs or more on a couple of occasions throughout the season.

A closer look at the statistics further highlights the team's main problem during the season when it is seen that no batsman was able to score 500 runs for the season and only three players scored more than 300 runs for the season. The team's successes were in large due to the efforts of the bowlers who were able to put opposing teams under considerable pressure despite having to bowl to low totals.

All bowlers deserve special mention for their performances during the season and as captain the biggest problem was having so many good bowlers to call upon. This was particularly the case in relation to the spinners where in a number of games the team had the benefit of 5 spin bowlers, namely Paul Grimble, Richard Booth, Simon Massey, Chris Hynes and Peter Bowler. Three of these having been successful 1st Grade bowlers. In these circumstances it was impossible to give all bowlers the amount of bowling they deserved.

Paul Grimble bowled well in all his 2nd Grade appearances, being able to exert considerable pressure on all batsmen not only with his bowling but also with his aggressive fielding. Paul's keenness coupled with his dedication and bowling ability made him a great asset for the Club in the 1982/83 season.

Richard Booth thoroughly deserved his promotion to 1st Grade at the end of the season. He failed on only one occasion in 2nd Grade to take a wicket in each spell of bowling. It is to be hoped that Richard will be back in Sydney next year for the cricket season.

Simon Massey also proved a valuable gain to the Club working his way up to 2nd Grade with some good performances during the season.

Special mention must be made of Gavin Fletcher, who was the team's leading wicket-taker. In nearly every game Gavin was at least responsible for obtaining the initial breakthrough and then bowling the team into a strong position. It is to Gavin's credit that he maintained his enthusiasm and keenness right up to the last game when a player of lesser character may well have done otherwise. He will clearly gain from his experience in England in the off season and it would be a tragedy if he were to turn out for any one other than Manly in the 1983/84 season.

Mark Petersen came into the side when David Miligen was promoted to 1st Grade and bowled well without any luck. With this experience and his continued keenness he should take a number of wickets for the Club in the higher grades in seasons to come.

On the batting side Graham Wilks was the most consistent batsman in the side averaging 42 runs in his 10 innings' in 2nd Grade. On a number of occasions Graham was the only player in the side to make a worthwhile contribution to the team's total. Perhaps the most promising performances came from Neil Tuckerman who towards the end of the season scored consistently and showed he has the ability to score runs in the higher grades.

Andrew Carver showed a lot of early promise but failed to carry this on. There is no doubt that Andrew has the ability, and hopefully will convert this into runs next season. Warren Redmond at the beginning of the season looked a player of real class. However after getting starts in nearly all of his innings', he was

unable to go on to amass big scores. Perhaps after the experience of his first season in grade cricket in Sydney he will be able to take the benefit of these good starts.

David Knock in his last innings showed that he is capable of scoring runs in 2nd Grade and hopefully will continue on in this vein next season. David McLean showed on occasions that he is a player with much natural ability, however he must temper his eagerness to get on with the game if he wishes to convert this ability into runs.

Chris Hynes was perhaps the unlucky player of the side being dismissed each week either to a miraculous catch or to a delivery which would bounce awkwardly on a seemingly perfect batting wicket. Peter Bowler was also a player who experienced a run of outs last season.

As captain I would like to thank all the players for their co-operation during the season. A special word of thanks to all the ladies who helped with the afternoon teas, especially Mrs. Hynes both senior and junior.

As for next season, one can only hope that all players will shed what has become a "Manly malaise" and get back into a winning frame of mind.

GARY FLOWERS
Captain

3 RD GRADE REPORT

Captain - Jim Stewart

Position on Table - 15th - Points 30

Matches Played - 17	Won outright	0
	Won 1st innings	6
	Lost outright	0
	Lost 1st innings	9
	Drawn	2
	Abandoned	0

BATTING

	Inn	N/O	Runs	H/S	100	50	Avg.	Ct/St
D. McLean	8	1	331	88	0	3	47.28	3
P. Wilkins	9	1	266	82	0	3	33.25	0
B. Livett	15	3	399	62	0	3	33.25	2
N. Tuckerman	10	1	275	70	0	2	30.55	2
D. Knock	11	1	263	55	0	2	26.30	2
K. Pitcher	8	0	197	114	1	0	24.63	2
J. Stewart	18	1	415	64	0	3	24.41	6
D. Heath	19	1	422	65	0	3	23.44	3
A. Pitcher	5	0	80	28	0	0	16.00	1
D. Patterson	8	0	120	68	0	1	15.00	1
R. Pierce	12	2	147	37*	0	0	14.70	5
S. Wilson	12	5	77	18*	0	0	11.00	13/6
T. Stanley	6	1	51	40*	0	0	10.20	0
S. Johnson	7	0	50	26	0	0	7.14	1
J. Maher	11	7	9	7*	0	0	2.25	6

Also Batted: S. Massey 33,7,18,13 (Ct 1); K. Kroschel 26; C. McDermott 7,6,10,13* (Ct 2); J. Gavagna 8; C. Hynes 15 (Ct 2); A. Fraser 10,4 (Ct 1); R. Webb 14,10,2; M. Petersen 8,2,8; N. Johnson 8,0; B. Meredith 17* (Ct 5); R. Holmes 10*, 18*, 19 (Ct 5, St 2); J. Black 6*; R. Wiblin 8,0,4,2 (Ct 1); L. Pedrola 0 (Ct 2); R. Trim 10,2,6 (Ct 3); C. Price 20; B. Rothwell 13*; C. Allen 33; P. Wiblin 3; M. Maher played two matches but did not bat (Ct 2); S. Thomas played one match but did not bat.

BOWLING

	Overs	Maidens	Runs	Wickets	Average
S. Massey	50.0	13	116	12	9.66
A. Pitcher	83.3	20	232	14	16.57
C. McDermott	70.0	14	210	10	21.00
J. Maher	264.2	62	780	34	22.94
B. Livett	197.0	39	623	23	27.08
R. Pierce	142.0	29	442	14	31.57
T. Stanley	65.0	18	192	6	32.00

Also Bowled: N. Tuckerman 8.2/3/12/3; D. Heath 35/12/89/4; D. Patterson 8/0/34/2; K. Pitcher 2/0/7/0; M. Kroschel 25/8/88/2; J. Gavagna 9/0/36/0; C. Hynes 9/0/43/4; M. Petersen 41/12/81/5; N. Johnson 20/9/35/0; L. Pedrola 9/1/26/0; R. Trim 4/1/11/0; C. Price 16/4/56/0; B. Rothwell 3/1/3/1.

MATCH RESULTS

Manly 8/197 (McLean 86, Heath 31) drew with Sydney Uni
8 (dec) 223 (Pierce 4/81).

Manly 9/266 (J. Stewart 64, B. Livett 62, D. Knock 50)
drew with Balmain.

Manly 166 (Stewart 54, Knock 40) lost to Western
Suburbs 201 (Livett 4/50).

Manly 128 (Heath 32) & 5 (dec) 161 (Livett 55*, Stanley
40*, Tuckerman 31) lost to Northern Districts
5 (dec) 129 (Maher 3/30) & 5/108 (Livett 2/32).

Manly 190 (Tuckerman 62, Livett 50) lost to Waverley
223 (Maher 4/64, Livett 2/39).

Manly 96 (Massey 33) & 6 (dec) 210 (Wilkins 66,
Livett 41*, N. Tuckerman 35) lost to Southern
Districts 6 (dec) 100 (Maher 2/18) & 8/122
(McDermott 3/40, Livett 2/30).

Manly 170 (Tuckerman 70, Stewart 28) lost to St. George
3/171 (Stanley 2/21).

Manly 5/227 (Wilkins 82, Stewart 53*, S. Johnson 26)
beat Mosman 182 (Massey 5/41, Maher 5/66).

Manly 138 (R. Pierce 30*) beat Cumberland 127 (Massey
7/56, Petersen 2/18).

Manly 165 (Livett 49, A. Pitcher 28) & 2/97 (McLean 36*,
Heath 32) lost to Bankstown 227 (Pitcher 4/56,
McDermott 3/48).

Manly 9/304 (D. Patterson 68, Heath 65, Wilkins 41,
Stewart 37) beat Petersham 8 (dec) 298
(R. Pierce 4/60, McDermott 2/51).

Manly 0 (dec) 111 (Heath 58, Wilkins 50*) & 9/243 (McLean 88,
Kroschel 26) beat Macquarie Uni 105 (Maher 5/18
Livett 3/41) & 3 (dec) 250 (Maher 2/48).

Manly 152 (Knock 55, R. Pierce 22) lost to Uni of NSW
5/225 (R. Pierce 2/47).

- Manly 200 (McLean 79, Stewart 29) lost to Gordon 205 (Hynes 4/43, Livett 2/28, Heath 2/30).
- Manly 265 (K. Pitcher 114, Stewart 41) beat Sutherland 215 (A. Pitcher 5/46, Livett 4/46).
- Manly 7/165 (D. Heath 53, K. Pitcher 25) lost to North Sydney 7/178 (A. Pitcher 3/46, R. Pierce 2/33).
- Manly 6/86 (C. Allen 33) beat Sydney 83 (J. Maher 4/29).

Third Grade recorded five wins, two draws and eight losses—an average season at best, although an improvement on last year. Just before Christmas, however, things looked much worse, because after draws in the first two rounds, we lost five games straight. To the team's credit, we fought back to win five (and almost seven) of our last eight matches and give promise of better things to come next year.

On paper the side was as strong as any in the competition, but there was not enough consistency in our performances. We had trouble getting an early break-through when bowling, and this wasn't helped by a season-long difficulty in holding slips catches. The out-fielding was generally keen and good, but we had two dreadful lapses, at Waverley and University of NSW. Our batting came good after Christmas, but was brittle early in the year. Despite this gloomy analysis, two extra wickets and seven extra runs at the right times would have given us another twenty two points and put us into fifth position. It would seem that relatively little improvement is needed for the side to do very well indeed. We had close battles with both the eventual finalists, drawing with Sydney University and going down by five runs to Gordon.

The side had many young players who did well. Neil Tuckerman was promoted to 2nd Grade before Christmas, and consolidated his position there. He has an excellent future; the only area I feel Neil should give attention to is his running between wickets. Peter Wilkins batted very well when he came up; he has lots of time to play his shots, and his average of 33 was well deserved. Dave McLean is another very exciting cricketer. He murdered two or three attacks in 3rd Grade, and although he couldn't find form in 2nd Grade, he will be a top player.

David Knock improved during the year because his concentration improved. Early in the season he was striking the ball beautifully but at least twice got himself out as his concentration lapsed.

He batted solidly at the end of the year, and seemed to have this problem solved.

David Heath batted well after Christmas, and was a factor in our better performances. Ken Pitcher struggled with his back injury, but came good with a lovely hundred in the last round against Sutherland. David Patterson gained promotion after Christmas and started well, but then had one of those losses of form that affect us all at times. Further down the order Brod Livett had a great year with the bat, and showed real ability. Russell Pierce looked good with the bat, but always seemed to come in when quick runs were needed.

Our bowling was always steady, but never the force one felt it could have been. No two players worked harder at their game, or thought more about it, than our opening attack of Russell Pierce and Brod Livett, but the results generally wouldn't come. Brod bowled very fast at times, and as his accuracy improves he will be dangerous. What a pleasure it was to see him pick up five 1st Grade wickets at the end of the season. Brod wasn't helped by our slips non-catching. Russell lost rhythm in his delivery stride, and had a season with the ball that he'll want to forget, but there were signs at the end that things were coming right. Both these fellows were great team men. Tony Pitcher showed what a useful medium pace bowler he is when he joined the side, and he will be at this level or above for many seasons to come. David Heath, also, was a very useful "find" later in the season, swinging the ball a long way (not always in the direction he intended!) Geoff McDermott, Geoff Price and Mark Petersen also bowled usefully for us at times during the year.

Jeff Maher carried the spin bowling, and did it very well indeed. He had a lot of pressure put on him, but was always both accurate and attacking. In two seasons Jeff now has 100 wickets for the Club—he will continue to improve. Jeff was helped for a few games by Simon Massie, before Simon went to 2nd Grade. This pommie brought a dedicated and professional approach with him that benefitted the whole side. I hope he comes back next year.

Steve Wilson kept soundly; Steve should work on involving himself with the whole fielding side, because they take their cue from the keeper.

In conclusion let me thank some important people. Mike Pawley for the enthusiasm he generated at the start of the season; Tom Purcell and Sam Mesite for their work with the covers; our groundsman Ralph for the great wickets he prepared; the parents who supported us so well and prepared the excellent afternoon teas; and especially the players, who played the game the right way, kept their morale up, and were always a credit to the Manly Club.

JIM STEWART
Captain

4TH GRADE REPORT

Captain - Tom Spencer

Position on Table - 6th - Points 52

Matches Played - 17	Won outright	1
	Won 1st innings	7
	Lost outright	0
	Lost 1st innings	6
	Drawn	2
	Abandoned	1

BATTING

	Inn	N/O	Runs	H/S	100	50	Avg	Ct/St
D. Patterson	6	1	314	107	1	2	62.80	3
S. Glassock	5	2	156	92	0	1	52.00	6
R. Webb	8	0	264	105	1	1	33.00	1
K. Pitcher	8	1	218	48	0	0	31.14	2
A. Pitcher	8	1	208	56*	0	1	29.57	1
R. Trim	7	1	145	32	0	0	24.16	5
P. Wilkins	5	0	117	90	0	1	23.40	0
S. Johnson	9	0	209	56	0	2	23.22	11/4
A. Brenner	14	2	269	80	0	1	22.42	15/0
I. Gately	5	1	82	36	0	0	20.50	0
B. Macpherson	6	1	96	65*	0	1	19.20	1
A. Fraser	7	1	111	51	0	1	18.50	2/1
G. Price	9	0	141	81	0	1	15.66	2
L. Pedrola	13	2	171	50*	0	1	15.54	4
G. Pierce	7	0	86	29	0	0	12.28	2
R. Wiblin	9	0	107	31	0	0	11.88	5
N. Johnson	14	8	70	16*	0	0	11.66	2
T. Spencer	11	2	83	19	0	0	9.22	9
G. McDermott	8	1	46	20	0	0	6.57	4

Also Batted: C. Allen 6,28,56 (Ct 1); M. Petersen 37,17;

R. Fry 15,3,32*,16 (Ct 2); M. Bury 2,6 (Ct 1); B. Meredith 1*,5 (Ct 3,St 2)

D. Tebbutt 52,14 (Ct 2); S. Colby 10,16,4 (Ct 1); T. Stanley 5,0 (Ct 2);

R. Pierce 4*,4* (Ct 2); S. Thomas 3,0*; J. Atherton 2 (Ct 1);

N. Brenner 34*; J. Berry 6; J. Stewart 43; R. Tuckerman 2; D. Sellin 0;

T. Blank 8*; R. Murray 3*; J. Maher (Ct 1) & G. Atkinson played one match but did not bat.

BOWLING

	Overs	Maidens	Runs	Wickets	Average
T. Spencer	277.0	85	592	53	11.16
G. McDermott	130.0	29	381	25	15.24
G. Price	143.0	33	399	22	18.13
A. Pitcher	111.0	32	239	11	21.72
N. Johnson	232.0	86	480	22	21.81
L. Pedrola	84.0	23	221	6	36.83
M. Bury	56.0	16	164	4	41.00

Also Bowled: R. Pierce 32.5/14/69/7; K. Pitcher 3/0/16/0; S. Glassock

17/6/30/0; R. Trim 1/0/4/0; M. Petersen 18/5/52/2; I. Gately 11/5/25/1;

A. Fraser 7/0/14/0; S. Colby 4/1/23/0; J. Maher 14.2/1/62/5; S. Thomas

1/0/10/0; J. Atherton 16/6/41/2; N. Brenner 4/1/7/0; J. Stewart 3/1/9/0;

R. Tuckerman 4/0/18/0; R. Murray 0.2/0/4/0; T. Stanley 29/7/63/1.

MATCH RESULTS

- Manly 8/133 (K. Pitcher 40) drew with Sydney Uni 176
(N. Johnson 3/47, G. Price 3/51).
- Manly 115 (Macpherson 65*) drew with Balmain 4/37
(McDermott 3/18).
- Manly 150 (K. Pitcher 48, A. Brenner 26) & 118 (Petersen
37, Brenner 35) beat Western Suburbs 122
(Spencer 5/23) & 6/76 (McDermott 3/20).
- Manly 7 (dec) 306 (Wilkins 90, Fraser 51, K. Pitcher 48,
Patterson 43) beat Northern Districts 183
(McDermott 3/26, Pedrola 3/39) & 4/104.
- Manly 7 (dec) 212 (Brenner 80, A. Pitcher 48, Gately 36) beat
Waverley 210 (McDermott 4/83, Pedrola 3/27,
Spencer 2/34) & 0/14.
- Manly 213 (S. Johnson 54, L. Pedrola 40, A. Pitcher 35)
lost to Southern Districts 240 (Spencer 5/30).
- Manly 6/215 (Patterson 54, Pedrola 50*, Fraser 29,
Trim 28) beat St. George 210 (Spencer 6/69,
N. Johnson 2/70).
- Manly 8/198 (Patterson 67, Wiblin 31, Webb 28) beat Mosman
197 (Spencer 6/81).
- Manly 5/245 (Patterson 107, A. Pitcher 56*, Trim 32) beat
Cumberland 150 (Maher 5/62, Spencer 3/1).
- Manly 5 (dec) 276 (Webb 105, Glassock 92) & 1/77 (Brenner 34,
Fry 32*) beat Bankstown 191 (Price 5/70,
Spencer 3/38).
- Manly 254 (Price 81, Webb 70, K. Pitcher 33) lost to
Petersham 9 (dec) 261 (Spencer 4/51, N. Johnson
4/80).
- Manly 127 (Trim 26, Glassock 24) & 7/105 (K. Pitcher 31*)
lost to Macquarie Uni 201 (A. Pitcher 5/56)
& 7 (dec) 55 (McDermott 3/18).
- Manly 205 (S. Johnson 59) lost to Uni of NSW 207 (Price
4/50, Spencer 3/37).

Manly	9 (dec) 154	(Tebbutt 52, G. Pierce 23) & 8/144 (G. Pierce 29, Allen 28, Wiblin 27) beat Sutherland 123 (McDermott 3/19, R. Pierce 3/39) & 172 (Spencer 5/42, R. Pierce 4/30) outright.
Manly	153	(C. Allen 56, N. Brenner 34*) lost to North Sydney 7/154 (Bury 3/33, Johnson 2/32, Spencer 2/39).
Manly	7/147	(S. Johnson 46, J. Stewart 43) lost to Syd Uni 4/152 (J. Atherton 2/31, T. Spencer 2/42).

To finish 6th after leading the competition after Round 10 was disappointing, as we had built up a fairly strong team at that stage and felt we could go on with the job. However a combination of poor batting and fielding plus some bad luck with the weather brought us undone.

Our own poor efforts resulted in losses by 2 runs and 7 runs to two average teams we should have beaten easily, while wet wickets denied us what would certainly have been a comfortable win against Macquarie University, and any play at all in Round 14, a round in which the teams we were level with all got points. Even with these setbacks we only missed the semi-finals by four points.

The team's batting was very solid, thanks in no small measure to some superb batting wickets prepared by Ralph. These wickets played a big part in developing confidence in young batsmen like David Patterson, the Pitchers, Andrew Brenner, Steve Johnson and Stephen Glassock, who could go out to bat knowing that if they failed they had nobody to blame but themselves.

David Patterson was without doubt the greatest improver of the season—a tribute to a lot of hard and sensible practice he put in. While never a stylish player, he had more determination and self-discipline than most of the others. His century against Cumberland was a fine effort and a fitting reward for a lot of hard work on his technique at the nets.

On David's promotion, Ross Webb took over as our leading run scorer. Ross made full use of his experience and played a succession of gritty innings' in tight situations, the highlight being his five hour epic against Petersham where he almost salvaged victory from an impossible situation. I also owe Ross my thanks for a lot of good advice throughout the season. He certainly made my job much easier.

Ken and Tony Pitcher made excellent contributions whilst with us, and thoroughly earned their promotions late in the season. Ken's stroke play remained a delight to watch, but more importantly there were distinct signs that he was coming to grips with his previous problems in concentrating for lengthy spells. The entire Club was pleased to see this talented player notch a fine century in 3rds late in the year. Tony Pitcher was also an improver, and looked really solid on all occasions he was at the crease. His batting ability, allied with his consistent medium pace bowling makes him a very handy player indeed. I would be surprised to see either he or Ken in 4th Grade for quite a long while.

There were many other excellent batting performances. I believe that Andrew Brenner has the temperament and dedication to do well for the Club; Stephen Glassock impressed everyone with his mature approach to the game; Peter Wilkins began to return performances in line with his considerable ability, "Trimmy" was a model of consistency; and Stephen Johnson on more than one occasion looked like getting back to his best form.

Space does not permit a detailed discussion of these players or others, but three innings' to me stand out as worthy of special mention—Andrew Brenner's fighting 80 against Waverley and the wiles of Gammi Goonesena, Geoff Price's hard hitting 81 in partnership with Ross Webb against Petersham, and Bret Macpherson's superb 65 not out in a team total of 113 on a lively pitch at Birchgrove.

For the statistically-minded, two record partnerships were established during the season. Ross Webb (105) and Stephen Glassock (92) opened with 142 against Bankstown, while Ross (70) also shared a record seventh wicket stand of 121 against Petersham with Geoff Price (81). Congratulations to the players concerned.

On such good wickets, predictably the bowlers found the going a little harder than the batsmen. Our quick attack was shared by "lefties" Geoff McDermott and Geoff Price, both of whom have the ability to bend the ball back into the batsman. Geoff Price bowled pretty sharply at times and bowled better than his figures indicated. As he also bats and fields well, he is a most promising cricketer. His partner Geoff McDermott rarely failed to get us a vital early break, fielded well and his off-the-field antics ensured we always had plenty of good humour in the dressing room.

A lot of the hard work on good pitches fell to Nick Johnson who bowled steadily throughout the season to give away only two runs per over as well as picking up twenty-two wickets. This took him past 150 wickets for the Club—a good effort for a young spinner. He attributes his success to moderation in the consumption of alcohol and tobacco.

Young all-rounder, Lee Pedrola was disappointed with his season, but shouldn't be. His batting made great strides and had he not had to throw his wicket away on quite a few occasions in the quest for quick runs, his average would have been far better. Lee also bowled well without much luck, and was deprived of quite a few opportunities simply because we had three other specialist left hand bowlers. If he puts in as big an effort next year as he did this season, I'm sure he will reap the rewards he deserves.

There were many others who helped us out. Mark Bury bowled his heart out in his games with us. Andrew Fraser, Craig Allen, David Tebbutt and Greg Pierce batted and fielded well in the games they played with us, while youngsters Nick Brenner, Jeff Atherton and Tim Blank played in the redraws and performed admirably.

We tried four keepers during the year—Andrew Brenner, Steve Johnson, Andrew Fraser and the promising Bret Meredith. All tried hard and performed solidly, considering the difficult attack they had to keep to. Combined, they effected 38 dismissals to give excellent support to the bowlers.

Finally, my thanks as usual go to my wife Lynne for the time she happily gave supporting the side in a host of ways, to the mothers and girlfriends who assisted her with the afternoon teas, and of course to the Honorary Secretary and Don Sellin for helping out in what ultimately ended up a most enjoyable final match of the season.

TOM SPENCER
Captain

5TH GRADE REPORT

Captain - Ian MacDonald

Position on Table - 2nd - Points 64

Matches Played - 17

Won outright	1
Won 1st innings	9
Lost outright	0
Lost 1st innings	5
Abandoned	2

BATTING

	Inn	N/O	Runs	H/S	100	50	Average	Ct/St
anner	5	1	244	108	1	1	61.00	3
ssock	9	2	373	108	1	2	52.28	6
	11	2	312	117	1	1	34.66	7
Neill	7	2	171	49	0	0	34.20	3
buttt	14	2	338	81	0	3	28.16	3
ser	5	0	133	60	0	1	26.60	3
rce	9	1	192	54	0	1	24.00	3
en	9	3	137	46*	0	0	22.83	5
Donald	8	1	136	71	0	1	19.42	5
ely	6	1	88	27*	0	0	17.60	4
edith	6	2	47	25*	0	0	11.75	16/4
y	5	4	10	8*	0	0	10.00	1
nley	5	1	24	21*	0	0	6.00	2
nders	5	2	15	5*	0	0	5.00	5

atted: L. Pedrola 13,16*,72*,6 (Ct 4); I. Felton 4,3,6 (Ct 2);
 uire 1,9 (Ct 1, St 1); S. Thomas 0,4,10* (Ct 2); R. Tuckerman 1;
 dwin 0; B. Minnett 0,63 (Ct 2); S. Wilson 26; J. Atherton 1;
 b 7,70,56; G. Holmes 0* (Ct 2); J. Morald 13 (Ct 1; A. Pitcher
 89 (Ct 2); D. Patterson 2,10,0*,32; G. Alsopp 9 (Ct 1);
 ovanovich 2.

BOWLING

	Overs	Maidens	Runs	Wickets	Average
ssock	147.4	42	309	21	14.71
ton	131.0	35	285	18	15.83
rola	71.0	21	131	8	16.37
nley	127.0	31	285	16	17.81
Donald	157.0	39	405	22	18.40
y	232.0	52	573	21	27.28
nders	81.0	12	332	12	27.66
rce	65.0	10	177	5	35.40
mes	52.0	14	104	0	-

owled: I. Gately 17/4/32/1; A. Pitcher 30/6/69/4; A. O'Neill
 0; G. Radovanovich 7.4/1/14/1; A. Fraser 36.2/7/90/10; R. Fry
 0; C. Allen 2/0/7/0; S. Thomas 18/3/55/1; D. Tebbutt 2/0/9/0;
 erton 39/14/100/4; P. Goodwin 3/0/10/0; R. Tuckerman 1/1/0/0.

MATCH RESULTS

Manly	55 & 2/43	Lost to Wests 72 (M. Bury 6/33, A. Pitcher 3/25).
Manly	0/0	Drew with Uni of NSW 202 (A. Fraser 5/37).
Manly	7 (dec) 312	(A. Pitcher 89, Fraser 60, O'Neill 42, Patterson 32) beat Sutherland 142 (Fraser 5/26, Glassock 4/36) & 0/47.
Manly	7 (dec) 187	(Webb 70, Tebbutt 53) beat Cumberland 85 (Glassock 4/36, Pierce 3/6, Bury 3/37) & 2/179.
Manly	6/271	(G. Pierce 54, A. O'Neill 42*, Glassock 39, Tebbutt 34) beat Bankstown-Canterbury 263 (Glassock 4/45, Bury 4/45).
Manly	2/228	(Glassock 93, Tebbutt 81, A. O'Neill 27*) beat Mosman "B" 7 (dec) 227 (Glassock 3/62, MacDonald 2/39).
Manly	133	(Webb 56, Fry 44) lost to Randwick 1/147.
Manly	4/181	(Glassock 108, Tebbutt 25, Allen 20*) beat Mosman "A" 5/177 (MacDonald 2/51).
Manly	5/152	(Tebbutt 50*, Glassock 36, G. Pierce 42) beat Waverley 148 (Felton 4/53, Saunders 2/14, Glassock 3/41).
Manly	322	(MacDonald 71, Minnett 63, O'Neill 49) beat Balmain 225 (Saunders 4/39, MacDonald 2/24).
Manly	110	(Fry 25, MacDonald 24) & 5/48 (Stanley 21*) lost to Waverley B 177 (MacDonald 3/31, Bury 3/51) & 8/78 (Felton 5/22, MacDonald 3/23).
Manly	9/321	(R. Fry 117, Brenner 108) drew with St. George 7/198 (Felton 2/29).
Manly	6/185	(Fry 61*, Meredith 25*) beat Sydney Uni "A" 149 (Felton 5/47, MacDonald 2/31).
Manly	1/134	(Pedrola 72*, Allen 46*) beat Northern Districts 121 (Stanley 2/32, Bury 2/46) & 3/210.

Manly 3 (dec) 93 (Fraser 39, Brenner 30) & 0/125 (Brenner 69*,
 Glassock 56*) beat Southern Districts 76
 (Pedrola 4/24, Stanley 3/20) & 137 (Stanley
 3/27, MacDonald 3/32).

Manly 146 (Brenner 31, Fry 25) lost to Wests 220
 (MacDonald 3/32, Pedrola 3/54, Stanley 3/56).

By finishing on 64 points and in second place, 5th Grade earned the right to play Western Suburbs in the final at Kensington Oval. In a team carrying an average age of 17, apart from the skipper and Tim Stanley, this was an occasion which by its importance proved ultimately to be the team's downfall. Chasing a total of 220 which was otherwise a mere formality to this team, Manly found itself bundled out for 146. The younger players who in the tense moments of the final succumbed to ordinary deliveries, will certainly have benefitted from such an experience, which will benefit not only themselves but also the future of Manly cricket.

The team had three captains, Andrew Fraser, Ross Webb and Greg Pierce before Ian MacDonald took over as the team's regular skipper. The skipper was ably supported by the experience of Ian Felton, spin bowler and Tim Stanley, medium pace bowler. That is where the experience ended. The team mainly comprised members of the Manly Green Shield side. The Club policy of supporting its lower grade teams with a blend of youngsters and experienced players certainly proved a success with the 4th and 5th Grade sides being the Club's most successful sides.

The season had many highlights. The centuries scored by Stephen Glassock 108 v Mosman, Andrew Brenner 108 v St. George and Richard Fry 117 v St. George come to immediate recall. The first wicket partnership of 235 between Richard Fry and Andrew Brenner against St. George and the opening partnership between Stephen Glassock and David Tebbutt of 190 against Mosman will be long remembered.

Throughout the season only on two occasions was the batting ever tested and this occurred against more experienced sides being Randwick—all out 138, Western Suburbs—all out 146. The batting averages confirm the potential shown by Stephen Glassock, 373 runs, David Tebbutt, 338 runs and Richard Fry 312 runs.

The bowling was shared by the old troop in Ian MacDonald, 22 wickets, Ian Felton, 18 wickets and Tim Stanley, 16 wickets. Mark Bury proved himself the team workhorse with 21 wickets after bowling a mammoth 232 overs. Of the players who are to watch next season as potential Grade players, I would single out John Saunders, Jeff Atherton and Gary Holmes. Brett Meredith as wicketkeeper can be most satisfied with his season which included four stumpings and sixteen catches. His batting in the final and the fact that no byes were conceded in 126 overs of the match proved that Brett is ready for a move up the ladder.

This was a season that contained very few disappointments. The lack of a turf wicket to play on and the loss of a game due to the players Watson Shield commitments pales into insignificance when one considers the team spirit and support given to the team by Club officials and players. This was most apparent when the 1st Grade side readily handed over Manly Oval for our semi-final and then attended to a man at the final.

The support given to the team by our supporters was much appreciated. Beryl Tebbutt for her afternoon teas, Peter Tebbutt and Ron Atherton our temporary scorers, Jack Pedrola useful with the broom, John Fry, Trevor Glassock, Jack Saunders who in between band recitals filled in for the skipper on the field as 12th man and Secretary Bob Tuckerman who appears in the averages, were very much a part of this most successful team.

Finally I would like to thank my Manager Syd Tuck who kept score and my wife Helen for allowing me time off to participate.

IAN MACDONALD
Captain

MANLY WARRINGAH WOMEN'S TEAM REPORT

- Merrilynne Smith

tion - S.W.C.A. Reserve Grade

n - Joint Premiers - Points 71

Played - 14	Won outright	1
	Won 1st innings	7
	Lost outright	0
	Lost 1st innings	3
	Drawn	2
	Abandoned	1

BATTING

	Inn	N/O	Runs	H/S	50	Average	Ct/St
ards	11	2	305	64		33.89	4
n	14	5	290	55*		32.22	5
urn	15	2	389	71		29.77	5
rntharm	13	3	126	26*		12.60	3
randes	10	5	37	14		7.40	6
all	11	2	61	30*		6.78	1
in	7	2	23	8		4.60	1
ag	7	2	22	7		4.40	4

tted: M. Huenerbein 3,0,39,38; D. Boggs 3,2,14,9*; A. Apostol

*.
ayed: C. Knee and M. Knights

BOWLING

	Overs	Maidens	Runs	Wickets	Average	Matches Played
n	146	56	270	27	10.00	14
ards	125	32	288	28	10.29	10
ag	134	46	249	18	13.83	11
all	50	16	122	5	24.40	14
erbein	29	6	86	3	28.67	5

wled: D. Boggs 18/4/38/6; S. Kalerandes 9/3/27/0.

eeper: D. Boggs - 6 dismissals

Final not included in above figures, see later in Report.

MATCH RESULTS

- Manly 6/95 (1 day) (M. Smith 31, S. Kalerandes 14) lost to AlSCO 6/98 (D. Boggs 2/18, M. Smith 2/22)
- Manly 8/55 (1 day) (M. Edwards 21) lost to Sydney Uni 2/103.
- Manly 4/85 (1 day) (M. Ashburn 37, M. Utharntarm 16*) lost to Y.W.C.A. 4/109 (D. Boggs 4/10).
- Manly 115 (2 day) (M. Heenerbein 38) defeated AlSCO 69 (A. Beehag 4/17, M. Smith 3/5).
- Manly 4 (dec) 221 (2 day) (M. Ashburn 71, M. Edwards 63, M. SMith 38*) defeated Randwick 67 and 0/22 (M. Edwards 5/17, M. Smith 2/12).
- Manly 2 (dec) 152 (2 day) (M. Smith 55*, M. Ashburn 35*, M. Edwards 20) defeated St. George outright 49 & 52 (M. Edwards 4/14 and 2/20, M. Smith 1/5 and 2/14, R. Goodall 1/10 and 2/7).
- Manly 4 (dec) 114 (2 day) (M. Ashburn 59, M. Smith 21*) defeated AlSCO 39 (M. Edwards 6/16 incl. hatrick, A. Beehag 2/3, M. Smith 2/8).
- Manly 1/83 (1 day) (M. Ashburn 39, M. Utharntarm 26*) defeated Randwick 7/80 (M. Smith 4/34, A. Beehag 3/29).
- Manly 5/79 (1 day) (M. Edwards 48*) defeated St. George 6/75 (M. Smith 2/8, R. Goodall 1/4).
- Manly 5/124 (1 day) (M. Smith 49, M. Ashburn 25, M. Edwards 22*) defeated Sydney Uni. 8/122 (M. Smith 5/28, A. Beehag 3/39).
- Manly 6/72 (1 day) (M. Ashburn 23, M. Utharntarm 13) drew with Y.W.C.A. 0/15.
- Manly 7/97 (2 day) (R. Goodall 30*, M. Ashburn 19, M. Edwards 18) drew with Sydney Uni. 6/215 (A. Beehag 2/44, M. Edwards 2/74).
- Manly 3 (dec) 168 (2 day) (M. Edwards 64, M. SMith 45*, M. Ashburn 32) defeated Y.W.C.A. 122 (M. Edwards 6/36, M. Smith 3/23).

Looking back over this past season, it has been most fulfilling to see the continual improvement of such dedicated young, keen cricketers. Two of these players, Amanda Beehag and Margaret Ashburn gained selection in the NSW Junior Interstate Team (U21), which won the National Championships, held in Perth in January of this year.

The younger players gained a great deal from the help given by our few experienced players, Margaret Edwards in particular; Margaret is also to be congratulated on her fine performance with both bat and ball throughout the season, which also included taking a hattrick.

The most striking feature of this season has been the dedication and unity of purpose which all players have demonstrated throughout the entire season. My thanks go to all the members of the team for their unfailing support throughout the season and especially to our Secretary, Robyn Goodall who has helped me tremendously with the organisation of the team and who has also contributed greatly throughout the year to the general morale and happiness of the team.

I would like to include a summary of the final, in which we played Y.W.C.A., to explain the circumstances under which we were declared joint premiers of Reserve Grade. Manly lost the toss and were sent in to bat on an extremely poor, "sticky" wicket. At tea, with our score at 6/78, we decided to declare to allow ourselves a chance of getting back into the game and force our opposition to bat under the same appalling conditions. At stumps, Y.W.C.A. were 5/39 with all their top-order bats dismissed. Unfortunately, the following week, we arrived to find a different wicket had been prepared by mistake. Manly were prepared to play on, despite the fact the conditions that day were more in favour of the batting side. However, our opponents refused to play. Thus a game, which was set for an exciting climax was abandoned and the result declared a draw. The Manly team was bitterly disappointed at the outcome. The thrill of having reached the final after much hard work and some great efforts was quickly changed to feelings of emptiness and frustration. We feel we can perhaps claim a moral victory. We were declared joint premiers and so finished the season, at least knowing we are now eligible for promotion to First Grade next season.

Resume of Players

Margaret Ashburn proved to be a most consistent and valuable player.

She opened our innings. She is a brilliant on the wicket fielder, having taken some exceptional reflex catches this season. She shows great potential in becoming a top player of the future.

Amanda Beehag has been an extremely reliable and consistent member of our bowling attack. She has turned in some excellent performances although not always reflected in the number of wickets taken, her accuracy and ability of containment has been a great asset. She is also a reliable fielder and took a brilliant catch in the final.

Margaret Edwards, a former senior state representative, who joined our Club this season, turned out to be the "recruit" of the year. Her valuable experience and consistent good form was often the catalyst in pulling off some close victories.

Robyn Goodall, a left hand middle order bat and useful slow bowler, who played some excellent match-winning performances and finished the season by top-scoring in the final. With further work on her promising technique, she has the ability to become a reliable middle order player.

Marlisa Utharntarm who was promoted to opening bat position also has shown great improvement this season. She has combined well with Margaret Ashburn in opening the innings and shows good potential. She has fielded excellently at point, throughout the season.

Susannah Kalerandes and Sandra Goodin have also shown improvement with Suzie in particular being involved in some excellent partnerships, especially against Sydney Uni. with Robyn Goodall, when we were desperate to play the game out to a draw. She has also taken some excellent catches in her favourite gully position.

Our wicketkeeper for most of the season, Debbie Boggs did an excellent job and also took some fine catches.

Other members of the team were Margaret Huenerbein, who unfortunately was only available for a few games, Anna Apostol, Cheryl Knee and Michelle Knights, who although did not get much opportunity with batting or bowling, were excellent team members and invaluable to our overall success.

MERILYNNE SMITH
Captain

POIDEVIN-GRAY REPORT

Captain - Andrew Carver

Matches Played - 5	- Won 1st innings	2
	Lost 1st innings	2
	Abandoned	1

BATTING

	Inn	N/O	Runs	H/S	100	50	Average	Ct/St
A. Carver	4	0	178	82	0	2	44.50	2/0
G. McDermott	2	1	44	27*	0	0	44.00	0
S. Massey	4	0	158	92	0	2	39.50	2
G. Price	2	1	27	23	0	0	27.00	0
G. Fletcher	3	0	62	30	0	0	20.66	1
P. Bowler	4	0	76	51	0	0	19.00	3
N. Tuckerman	4	0	67	43	0	0	16.75	1
D. McLean	3	0	43	22	0	0	14.33	1
S. Johnson	3	0	29	17	0	0	9.66	1
D. Miligen	3	0	21	12	0	0	7.00	0
D. Heath	2	0	13	8	0	0	6.50	0
D. Knock	4	0	14	12	0	0	3.50	1
J. Maher	2	1	3	2*	0	0	3.00	1
R. Pierce	1	0	2	2	0	0	2.00	0
L. Pedrola	1	1	0	0*	0	0	-	1

BOWLING

	Overs	Maidens	Runs	Wickets	Average
S. Massey	26.0	5	107	5	21.40
D. Miligen	49.5	4	197	6	32.83
G. McDermott	8.0	1	35	1	35.00
P. Bowler	42.0	7	149	4	37.25
G. Fletcher	46.0	12	175	4	43.75
J. Maher	31.0	6	119	2	59.50
G. Price	25.0	3	95	1	95.00

MATCH RESULTS

- Round 1 Manly 176 (Bowler 51, Fletcher 30, McDermott 27*)
beat Gordon 147 (Miligen 4/37, Fletcher 3/30,
Maher 2/25).
- Round 2 Manly 243 (Massey 92, Tuckerman 43) lost to North
Sydney 3/326.
- Round 3 Manly 8/192 (Carver 71, Massey 59) beat Balmain 190
(Massey 4/32, Bowler 3/57).
- Round 4 Match v Northern Districts abandoned due to rain.
- Round 5 Manly 198 (Carver 82, Price 23) lost to Mosman 5/273.

The players considered that the Poidevin-Gray Competition was going to be a highlight of the 1982-83 season. We had a side capable of winning the competition, regrettably we suffered considerably from injuries to key players and this undoubtedly affected the side's performances.

We started the competition on a good note by defeating a determined Gordon side by 29 runs. "Dui" Bowler came good with the bat scoring 51 in 166 minutes, and Andrew Carver chimed in with 25 against a steady Gordon attack. We were in a dodgy position at 6 for 88, but Gavin Fletcher and Jeff McDermott with 30 and 27 n.o. gave respectability to our total. It was then the bowlers' job and with "Spike" Miligen and Fletcher firing and along with the two Jeffs—McDermott and Maher, we bundled Gordon out for 147. "Spike" finished with 4 for 37, "Fletch" bagged 3 for 30 off 17 overs, while "Mad Dog" and "Weet Bix" picked up the remainder.

Our game against North Sydney should best be forgotten, as it was a very poor performance by the side. Our bowlers bowled poorly although both Miligen and Fletcher (the only wicket-takers) both carried leg injuries. Norths pounded their way to 3 for 326 on a wicket that was harder than Miller Street, and we replied with a total of 243 of which our pommie import, Simon Massey smashed his way to 92 (11 fours and one cover drive for six). "Suds" was well supported by Neil Tuckerman with 43 and McDermott and Fletcher again contributed down the order.

We returned to Drummoyne Oval on New Years Day to tackle Balmain with injuries to our bowlers Miligen and Fletcher, whilst McDermott was unavailable. We bowled first with new ball bowler

Geoff Price bowling very well after being out of action for 10 weeks. Our other new ball bowler bowled 25 overs of "quick?" leg theory (not Larwood's type) to finish with 3 for 57, while "Pom" ended up with 4 for 32 from his darts. We bundled them out for 190. We replied with 8 for 192 with McLean 22, Carver 71 and the "Pom" 59. This was a great win considering our depleted side and replacements Lee Pedrola and Geoff Price showed that they are players of the future.

The weather did not allow any play in our next game against Northern District.

Our game at Mosman Oval against the locals should be best forgotten as our bowlers found the wicket and batsmen hard; the latter hard to get out. Mosman scored 5 for 273 from 60 overs. Gavin Fletcher was again troubled by leg injuries, and Dave Miligen had toe problems to add to our woes. We had another disappointing batting performance that saw us in trouble from the start and only a spirited partnership of 97 between Carver, 82 and Price 23, in 75 minutes gave us a slight ray of hope, but yet another ordinary shot from the Manly captain squashed any hope of victory. We ended up with 198.

Overall the competition was one that promised much but provided little apart from the flair of the "Pom" with both bat and ball (a Pom with flair?), and with the emergence of young players like Price, Tuckerman and Maher, who stamped themselves as players of the future.

On behalf of the side, I would like to thank Manager Mesite for his efforts and he was like most of us, very disappointed in the final result, but we cannot all be winners. Thanks also to Donny Dollars for keeping a tidy and accurate score book and for not cracking when stirred up, and finally to the players, thank you for the effort and hopefully we will be a more experienced team next season.

ANDREW CARVER
Captain

A.W. GREEN SHIELD REPORT

Captain - David Tebbutt

Matches Played - 7

Won 1st innings 5

Lost 1st innings 2

BATTING

	Inn	N/O	Runs	H/S	100	50	Average	Ct/St
R. Fry	7	3	399	117*	1	2	99.75	9/7
D. Tebbutt	7	2	260	88*	0	2	52.00	2
S. Glassock	7	0	242	84	0	2	34.57	6
P. Johnson	6	1	114	49	0	0	22.80	1
T. Blank	5	2	44	31*	0	0	14.66	4
J. Saunders	4	2	28	14	0	0	14.00	2
J. Bush	4	1	37	21	0	0	12.33	2
R. Murray	5	0	34	16	0	0	6.80	3
N. Brenner	1	0	5	5	0	0	5.00	0
J. Atherton	1	0	4	4	0	0	4.00	0
G. Holmes	2	2	5	4*	0	0	-	2
A. Johnston	1	1	4	4*	0	0	-	2
G. Radovanovich	-	-	-	-	-	-	-	0

BOWLING

	Overs	Maidens	Runs	Wickets	Average
D. Tebbutt	2.0	0	12	1	12.00
J. Bush	74.0	12	239	15	15.93
J. Saunders	62.0	8	280	15	17.33
S. Glassock	79.0	21	206	11	18.72
J. Atherton	111.0	22	329	17	19.35
A. Johnston	19.0	5	40	2	20.00
G. Radovanovich	10.0	1	26	1	26.00
G. Holmes	39.0	10	103	1	103.00
N. Brenner	2.0	0	10	0	-

MATCH RESULTS

- Round 1 Manly 4/216 (Fry 117*, P. Johnson 49, Glassock 30) beat Sydney 9/169 (Bush 4/39, Saunders 2/45).
- Round 2 Manly 6/153 (Tebbutt 57*, Fry 43) beat Gordon 146 (Bush 5/41, Saunders 3/32).
- Round 3 Manly 9/171 (Fry 44, Glassock 25, Bush 21) lost to Balmain 227 (Atherton 4/74, Bush 3/71).
- Round 4 Manly 8/192 (Fry 83, Glassock 50, P. Johnson 30) beat Mosman 190 (Saunders 4/42, Bush 3/61, Glassock 3/27).
- Round 5 Manly 4/139 (Fry 52*, Tebbutt 48) beat Cumberland 138 (Atherton 5/41, Glassock 3/40, Saunders 2/18).
- Round 6 Manly 1/217 (Tebbutt 88*, Glassock 84, Fry 28*) beat North Sydney 9/216 (Atherton 3/64, A. Johnston 2/4, Saunders 2/40).
- Round 7 Manly 4/176 (Tebbutt 43, Glassock 34, Fry 32, Blank 31*), lost to Northern Districts 9/230 (Atherton 4/74, Glassock 3/30).

The Green Shield squad can be fairly happy with their efforts last season. Five wins and only two losses was a creditable effort for a side with a fairly limited attack. As it turned out, only some below-par fielding in the last game ruled us out of a three-way tie for the first place in the Division.

The batting was excellent, and the team averaged some 35 runs per wicket over the series. Richard Fry, David Tebbutt and Stephen Glassock were a formidable first three in the line up, and all performed excellently to win selection in the Combined Green Shield XI.

Richard Fry broke Neil Coltman's record Green Shield aggregate, scoring 399 runs at an average of 99.75 in the process in a wonderful effort from a lad with an excellent temperament. The two openers, David Tebbutt and Stephen Glassock also enjoyed a fine series, David averaging over 50 and playing an excellent captain's knock against Gordon on a difficult track to secure a win under a lot of pressure, while Stephen played fluently throughout without ever going on to the big scores he looked capable of. They gave the side a number of fine starts, including one stand of 146 against North Sydney.

Of the younger boys, Paul Johnson impressed with his good technique and should do even better next year, as should Tim Blank, who whilst not perhaps having the season he hoped for, showed us enough in the last match to indicate that he has a very fine future with the Club. These two boys were also excellent fielders, with only Stephen Glasscock and James Bush of the others being their equals.

Our bowling was a little thin, and early on we depended almost solely on James Bush (off-spin) and John Saunders (leg-spin) for any penetration at all. The two spinners bowled well throughout, as their figures indicate, with James being a particularly good flighter of the ball, who will do well in Grade once he learns to vary his pace a little more so he can tie down the better batsmen.

Jeff Atherton improved one hundred per cent over the series. From a bowler who had virtually no control at the start of the series, he worked hard at the nets and by the seventh game, had added a nice outswinger to his repertoire, as well as greatly improving his accuracy and stamina. If he can smooth out his run up a little, Jeff will be genuinely quick. He has the application and enthusiasm to do well.

Most of the balance of the fast bowling fell on the willing shoulders of Stephen Glasscock, who after a slow start, bowled pretty steadily in supporting Jeff. Greg Radovanovich and Gary Holmes also bowled steadily and played their part in the team's success.

As happens almost every year, some of the younger players did not have a lot of opportunity to show their wares. This year was no exception, and the unlucky ones were Russell Murray, Angus Johnston and Nick Brenner, three good young players whose chance will no doubt come next year. I was particularly impressed with Angus' accurate left-arm medium pacers and all three fielded well throughout the series.

This was a happy team, well led by David Tebbutt, and the season passed without a single incident on the field, which is a tribute to David and the boys. It was certainly a pleasant group to manage.

Finally, my thanks to Berrilee Tebbutt, Tonya Glasscock and a host of the other parents for doing the afternoon teas and keeping things going when I had work commitments. I believe that as a group they also can take a bow for the level-headed behaviour of the side during the season.


TOM SPENCER
Manager



1981-82
Darby Bat Award
Lee Pedróle



Junior Player of
the Year 1981-82
Jeff Maher




Senior Player of
the Year 1981-82
Gavin Fletcher



1982-83
Darby Bat Award
Richard Fry



Junior Player of
the Year 1982-83
Steve Glessock



Senior Player of
the Year 1982-83
Phil Marks

CAREER RECORDS OF CURRENT PLAYERS

Player	Inn	N/O	Runs	H/S	100	50	Ave	Overs	Mdn	Runs	Wkts	Ave
C. Allen	13	3	260	56	0	1	26.00	2.0	0	7	0	-
G. Alsopp	11	1	67	14	0	0	6.70	2.0	0	2	0	-
J. Atherton	2	0	3	3	0	0	1.50	55.0	20	141	6	23.50
G. Atkinson							-					-
J. Berry	1	0	6	6	0	0	6.00					-
J. Black	17	5	338	65*	0	3	28.16	131.0	46	271	12	22.58
T. Blank	1	1	8	8*	0	0	-					-
R. Booth	25	11	68	12*	0	0	4.85	349.2	77	1070	54	19.81
P. Bowler	15	2	168	41*	0	0	12.92	37.0	12	84	6	14.00
A. Brenner	44	5	879	108	1	5	22.53	1.0	0	5	0	-
N. Brenner	1	1	34	34*	0	0	-	4.0	1	7	0	-
M. Bury	16	6	71	27	0	0	7.10	510.3	113	1290	49	26.32
S. Byers	81	32	375	30	0	0	7.65	1355.0	290	4103	264	15.54
A. Carver	19	0	357	66	0	1	18.78	2.0	0	14	0	-
S. Colby	42	4	671	52	0	1	17.65	4.0	1	23	0	-
I. Felton	84	10	672	84	0	1	9.08	1230.5	187	4116	236	17.44
G. Fletcher	56	20	494	48*	0	0	13.72	913.5	241	2303	157	14.66
G. Flowers	161	6	3178	93	0	19	20.50	22.0	1	88	2	44.00
A. Fraser	66	9	869	70	0	3	15.24	75.2	9	235	20	11.75
R. Fry	16	3	410	117*	1	1	31.53	1.0	0	3	0	-
I. Gately	31	7	525	87	0	1	21.88	126.0	32	320	11	29.09
J. Gavagna	10	1	186	47*	0	0	20.66	171.0	39	539	23	23.43
S. Glasscock	14	4	529	108	1	3	52.90	164.4	48	339	21	16.14
P. Goodwin	1	0	0	0	0	0	-	3.0	0	10	0	-
P. Grimble	17	7	116	24*	0	0	11.60	229.2	42	773	26	29.73
D. Heath	115	7	2060	67	0	10	19.07	85.2	22	228	8	28.50
G. Hill	187	24	3742	134*	5	13	22.95	32.0	3	143	5	28.60
A. Hoddle	19	2	417	93	0	2	24.53	0.1	0	4	0	-
G. Holmes	3	0	3	3	0	0	1.00	57.0	15	142	1	142.0
R. Holmes	126	39	865	35	0	0	9.94					-
C. Hynes	101	17	1160	66	0	2	13.80	690.5	119	2338	92	25.41
N. Johnson	85	17	577	32*	0	0	8.48	1214.5	325	3089	162	19.06
S. Johnson	73	4	1561	129	1	7	22.62	1.0	0	4	0	-
D. Knock	38	2	809	88	0	4	22.47	1.0	0	1	0	-
M. Kroschel	101	20	1111	97	0	3	13.71	1005.3	192	3206	129	24.85
B. Livett	38	8	593	62	0	3	19.76	637.1	143	1804	97	18.59
I. Macdonald	170	38	1960	71	0	4	14.84	1986.2	343	6383	319	20.00
B. Macpherson	41	5	568	77*	0	2	15.77	159.0	35	432	18	24.00
G. McDermott	22	2	165	30	0	0	8.25	457.1	111	1166	70	16.65
D. McLean	19	2	430	88	0	3	25.29	1.0	0	3	0	-
R. Maguire	2	0	10	9	0	0	5.00					-
J. Maher	20	11	17	7*	0	0	1.88	574.0	136	1640	100	16.40

Player	Inn	N/O	Runs	H/S	100	50	Ave	Overs	Mdn	Runs	Wkts	Ave
M. Maher							-					-
F. Marks	75	7	2067	110	4	13	30.39	549.2	121	1650	81	20.37
S. Massey	12	0	201	33	0	0	16.75	123.0	29	296	21	14.09
B. Meredith	13	4	96	25*	0	0	10.66					-
S. Mesite	224	19	4429	109	4	18	21.60	22.0	2	93	6	15.50
B. Minnett	5	0	165	67	0	2	33.00					-
D. Miligen	21	4	71	26	0	0	4.17	474.5	77	1615	63	25.63
J. Morald	1	0	13	13	0	0	13.00					-
R. Murray	1	1	3	3*	0	0	-	0.2	0	4	0	-
A. O'Neill	7	2	171	49	0	0	34.20	3.0	1	3	0	-
M. O'Neill	15	2	581	127	3	2	44.69	64.0	16	175	9	19.44
D. Patterson	42	5	815	107	1	4	22.02	9.0	0	35	2	17.50
M. Pawley	186	37	2228	75	0	5	14.95	2343.1	459	7090	462	15.34
L. Pedrola	53	10	1155	141	2	5	26.86	330.4	94	784	35	22.40
M. Petersen	40	7	441	68	0	1	13.36	766.3	216	1959	108	18.13
G. Pierce	76	3	1188	105	1	6	16.27	67.0	11	179	5	35.80
R. Pierce	72	21	692	57	0	1	13.56	930.1	224	2615	139	18.81
A. Pitcher	41	3	766	89	0	3	20.15	366.3	98	882	52	16.96
K. Pitcher	105	17	1481	114	1	2	16.82	767.0	197	2129	115	18.51
G. Price	10	0	161	81	0	1	16.10	159.0	37	455	22	20.68
T. Purcell	178	29	2860	93	0	12	19.19	8.0	0	59	1	59.00
G. Radovanovich	1	0	2	2	0	0	2.0	7.4	1	14	1	14.00
W. Redmond	18	1	342	83	0	1	20.11					-
R. Rickey	104	18	1736	99	0	9	20.18	1100.3	214	3443	158	21.75
D. Rosa	24	4	208	39	0	0	10.40	452.3	112	1364	81	16.83
B. Rothwell	254	65	5851	126	6	25	30.79	112.2	8	584	23	25.33
J. Saunders	6	2	26	11	0	0	6.50	81.0	12	332	12	27.67
D. Sellin	1	0	0	0	0	0	0.00					-
T. Spencer	239	62	2006	51	0	1	11.33	3066.0	580	10300	540	19.07
T. Stanley	55	9	721	49	0	0	15.67	675.0	165	1686	86	19.60
J. Stewart	155	23	3726	100*	1	23	28.22	68.0	6	277	9	30.77
D. Tebbutt	16	2	404	81	0	3	28.85	2.0	0	9	0	-
S. Thomas	5	2	17	10*	0	0	5.66	19.0	3	65	1	65.00
P. Toohey	10	3	269	56	0	2	38.43					-
R. Trim	70	10	1384	102*	1	7	23.06	181.3	33	549	27	20.33
N. Tuckerman	54	5	1277	80	0	6	26.02	134.4	11	545	16	34.06
R. Tuckerman	5	0	71	37	0	0	14.20	5.0	1	18	0	-
R. Webb	14	0	423	105	1	3	30.21					-
P. Wiblin	1	0	3	3	0	0	3.00					-
R. Wiblin	112	10	1596	97	0	4	15.64	1.0	0	1	0	-
P. Wilkins	51	1	835	90	0	4	16.70	87.0	11	270	3	90.00
G. Wilks	129	17	2663	86	0	18	23.77	17.0	2	65	2	32.50
S. Wilson	34	17	207	26	0	0	12.17					-

CONSOLIDATED GRADE AVERAGES 1982/83

Player	Grades	Inn	N/O	Runs	Avg.	Ct/St	Overs	Runs	Wkts	Avg.
C. Allen	3,4,5	13	3	260	26.00	6	2.0	7	0	-
G. Alsopp	5	1	0	9	9.00	1				-
J. Atherton	4,5	2	0	3	1.50	1	55.0	141	6	23.50
G. Atkinson	4				-	0				-
J. Berry	4	1	0	6	6.00	0				-
J. Black	3	1	1	6	-	0				-
T. Blank	3,4	1	1	8	-	0				-
R. Booth	1,2	12	6	39	6.50	3	153.2	427	21	20.33
P. Bowler	1,2	15	2	168	12.92	5/1	37.0	84	6	14.00
A. Brenner	4,5	19	3	513	32.06	18/0	1.0	5	0	-
N. Brenner	4	1	1	34	-	0	4.0	7	0	-
M. Bury	4,5	7	4	18	6.00	2	288.0	737	25	29.48
S. Byers	2	2	0	7	3.50	0	37.0	126	2	63.00
A. Carver	1,2	19	0	357	18.78	14/1	2.0	14	0	-
S. Colby	4	3	0	30	10.00	1	4.0	23	0	-
I. Felton	5	3	0	13	4.33	2	131.0	285	18	15.83
G. Fletcher	1,2	16	5	183	16.63	7	271.4	719	43	16.72
G. Flowers	2	21	3	482	26.77	9				-
A. Fraser	3,4,5	14	1	258	19.84	6/1	43.2	104	10	10.40
R. Fry	4,5	15	3	378	33.00	9				-
I. Gately	4,5	12	2	170	17.00	4	28.0	57	2	28.50
J. Gavagna	3	1	0	8	8.00	0	9.0	36	0	-
S. Glassock	4,5	14	4	529	52.90	12	164.4	339	21	16.14
P. Goodwin	5	1	0	0	0.00	0	3.0	10	0	-
P. Grimble	1,2	17	7	116	11.60	6	229.2	773	26	29.73
D. Heath	2,3,4	22	1	461	21.95	3	35.0	89	4	22.25
G. Hill	1	21	0	342	16.28	8				-
A. Hoddle	1	19	2	417	24.53	7	0.1	4	0	-
G. Holmes	5	1	0	0	0.00	2	52.0	104	0	-
R. Holmes	3	3	2	47	47.00	5/2				-
C. Hynes	2,3	18	0	221	12.78	7	64.0	235	8	29.37
N. Johnson	3,4	16	8	78	9.75	2	261.0	540	24	22.50
S. Johnson	3,4	16	0	259	16.18	12/4				-
D. Knock	2,3,4	21	2	469	24.68	3				-
M. Kroschel	1,2,3	5	1	48	12.00	4	105.3	315	22	14.31
B. Livett	1,2,3	18	3	425	28.33	2	228.3	717	30	23.90
I. Macdonald	5	8	1	136	19.42	5	157.0	405	22	18.40
B. Macpherson	4,5	6	1	96	19.20	1	15.0	23	2	11.50
G. McDermott	2,3,4	13	2	92	8.36	6	206.0	603	35	17.22
D. McLean	2,3	19	2	430	25.29	6	1.0	3	0	-
R. Maguire	5	2	0	10	5.00	1/1				-
J. Maher	3	11	7	9	2.25	7	278.4	842	39	21.58
M. Maher	3				-	2				-

Player	Grades	Inn	N/O	Runs	Avg.	Ct/St	Overs	Runs	Wkts	Avg
P. Marks	1	21	3	675	37.50	8	207.5	586	29	20.21
S. Massey	2,3	12	0	201	16.75	4	123.0	296	21	14.09
B. Meredith	3,4,5	9	4	70	14.00	24/6				-
S. Mesite	1	21	2	484	25.47	5				-
B. Minnett	5	2	0	63	31.50	2				-
D. Miligen	1,2	11	4	29	4.14	3	263.5	865	34	25.44
J. Morald	5	1	0	13	13.00	1				-
R. Murray	4	1	1	3	-	0	0.2	4	0	-
A. O'Neill	5	7	2	171	34.20	3	3.0	3	0	-
M. O'Neill	1	15	2	581	44.69	8	64.0	175	9	19.44
D. Patterson	3,4,5	18	2	478	29.87	3	8.0	34	2	17.00
M. Pawley	1	8	5	99	33.00	3	193.1	407	28	14.53
L. Pedrola	3,4,5	18	4	278	19.85	10	164.0	378	14	27.00
M. Petersen	2,3,4	10	3	98	14.00	4	122.0	366	12	30.50
G. Pierce	4,5	16	1	278	18.53	5	65.0	177	5	35.40
R. Pierce	2,3,4	18	7	185	16.81	9	192.5	563	24	23.45
G. Price	3,4	10	0	161	16.10	2	159.0	455	22	20.68
A. Pitcher	2,3,4	17	2	395	26.33	3	230.3	554	29	19.10
K. Pitcher	3,4	17	1	417	26.06	5	5.0	23	0	-
T. Purcell	1	18	4	277	19.78	31/5				-
G. Radovanovich	5	1	0	2	2.00	0	7.4	14	1	14.00
W. Redmond	2	18	1	342	20.11	5				-
R. Rickey	1,2	13	3	170	17.00	10	171.3	506	21	24.09
D. Rosa	1	9	2	68	9.71	4	187.3	590	32	18.43
B. Rothwell	3	1	1	13	-	0	3.0	3	1	3.00
J. Saunders	5	5	2	15	5.00	5	81.0	332	12	27.66
D. Sellin	4	1	0	0	0.00	0				-
T. Spencer	2,4	12	2	83	8.30	9	295.0	635	58	10.94
T. Stanley	4,5	13	2	80	7.27	4	221.0	540	23	23.47
J. Stewart	3,4	19	1	458	25.44	6	3.0	9	0	-
D. Tebbutt	5	16	2	404	28.85	5	2.0	9	0	-
S. Thomas	3,4,5	5	2	17	5.66	2	19.0	65	1	65.00
P. Toohey	1	10	3	269	38.43	1				-
R. Trim	4	10	1	163	18.11	8	5.0	15	0	-
N. Tuckerman	2,3	20	3	473	27.82	7	8.2	12	3	4.00
R. Tuckerman	4,5	2	0	3	1.50	0	5.0	18	0	-
R. Webb	3,4,5	14	0	423	30.21	1				-
R. Wiblin	2,3,4	16	1	139	9.26	6				-
P. Wilkins	2,3,4	18	1	411	24.17	0				-
G. Wilks	1,2	22	2	503	25.15	10	3.0	19	0	-
S. Wilson	3,5	13	5	103	12.88	13/6				-
P. Wiblin	3	1	0	3	3.00	0				-

BEST PERFORMANCES LAST TEN YEARS

FIRST GRADE

Highest Individual Score	G. Beard	187	1975/76
Highest Aggregate	G. Beard	798	1974/75
Highest Average	G. Beard	57.90	1975/76
Most Wickets	M. Pawley	62	1973/74
Best Bowling Average	M. Pawley	8.71	1973/74
Most Dismissals by Wicket Keeper	(M. Elliot T. Purcell)	36 36	1974/75 1982/83
		(30c, 6s) (31c, 5s)	

SECOND GRADE

Highest Individual Score	I. Howell	178*	1981/82
Highest Aggregate	J. Burke	624	1973/74
Highest Average	J. Burke	56.72	1973/74
Most Wickets	B. Kinsey	58	1976/77
Best Bowling Average	D. Rosa	7.73	1981/82
Most Dismissals by Wicket Keeper	M. Byers	22	1975/76
		(16c, 6s)	

THIRD GRADE

Highest Individual Score	P. Jesser	170	1979/80
Highest Aggregate	P. Jesser	444	1979/80
Highest Average	G. Flowers	61.16	1979/80
Most Wickets	D. Hartmann	60	1973/74
Best Bowling Average	G. Howlett	9.40	1973/74
Most Dismissals by Wicket Keeper	R. Holmes	38	1979/80
		(32c, 6s)	

FOURTH GRADE

Highest Individual Score	S. Johnson	129	1981/82
Highest Aggregate	S. Johnson	438	1979/80
Highest Average	D. Patterson	62.80	1982/83
Most Wickets	T. Spencer	53	1982/83
Best Bowling Average	B. Livett	9.17	1980/81
Most Dismissals by Wicket Keeper	S. Orchard	33	1979/80
		(30c, 3s)	

FIFTH GRADE

Highest Individual Score	L. Pedrola	141	1981/82
Highest Aggregate	J. Stewart	694	1981/82
Highest Average	A. Brenner	61.00	1982/83
Most Wickets	J. Maher	55	1981/82
Best Bowling Average	G. Campbell	9.07	1973/74
Most Dismissals by Wicket Keeper	A. Brenner	25 (17c,8s)	1981/82

POIDEVIN-GRAY SHIELD

Highest Individual Score	W. Athey	133	1977/78
Highest Aggregate	W. Athey	465	1977/78
Highest Average	W. Athey	66.43	1977/78
Most Wickets	R. Green	19	1975/76
Best Bowling Average	S. Green	9.08	1973/74
Most Dismissals by Wicket Keeper	M. Byers	15 (15c,0s)	1977/78

A.W. GREEN SHIELD

Highest Individual Score	D. Abbey	144	1977/78
Highest Aggregate	R. Fry	399	1982/83
Highest Average	M. Richards	125.00	1981/82
Most Wickets	J. Gavagna	31	1980/81
Best Bowling Average	N. Hollings	10.64	1974/75
Most Dismissals by Wicket Keeper	(B. Meredith R. Fry)	16 16 (8c,8s) (9c,7s)	1981/82 1982/83

CLUB RECORDS - COMPETITION MATCHES

FIRST GRADE

Highest Individual Score	G. Beard	187	1975/76
Highest Season's Aggregate	J.W. Burke	899	1968/69
Highest Season's Average	J.W. Burke	80.75	1947/48
Most Wickets in Season	J.A. Randell	78	1909/10
Best Bowling Average	J.W. Burke	6.13	1952/53
Most Dismissals by Wicket Keeper	M. Elliot	41 (27c, 14s)	1969/70

SECOND GRADE

Highest Individual Score	F. Ridge	252*	1897/98
Highest Season's Aggregate	D. Gee	843	1904/05
Highest Season's Average	H. Williams	70.00	1913/14
Most Wickets in Season	J.A. Randell	88	1904/05
Best Bowling Average	R.R. Walton	6.54	1972/73
Most Dismissals by Wicket Keeper	R. Holmes	38 (31c, 7s)	1972/73

THIRD GRADE

Highest Individual Score	G. Lowe	210*	1930/31
Highest Season's Aggregate	G. Lowe	973	1930/31
Highest Season's Average	R. Farnell	84.33	1920/21
Most Wickets in Season	F. Brand	79	1922/23
Best Bowling Average	F. Lawler	5.81	1899/1900
Most Dismissals by Wicket Keeper	R. Holmes	38 (32c, 6s)	1979/80

FOURTH GRADE

Highest Individual Score	J. Gurd	202	1953/54
Highest Season's Aggregate	T. Lee	470	1956/57
Highest Season's Average	D. Patterson	62.80	1982/83
Most Wickets in Season	W. Bassett	97	1936/37
Best Bowling Average	P. Jenkins	5.81	1958/59
Most Dismissals by Wicket Keeper	S. Orchard	33 (30c, 3s)	1979/80

FIFTH GRADE

Highest Individual Score	L. Pedrola	141	1981/82
Highest Season's Aggregate	J. Stewart	694	1981/82
Highest Season's Average	A. Brenner	61.00	1982/83
Most Wickets in Season	J. Maher	55	1981/82
Best Bowling Average	R. Green	8.69	1972/73
Most Dismissals by Wicket Keeper	A. Brenner	25 (17c,8s)	1981/82

POIDEVIN-GRAY SHIELD

Highest Individual Score	T. Parsonage	178	1930/31
Highest Season's Aggregate	W. Athey	465	1977/78
Highest Season's Average	T. Howell	198.00	1965/66
Most Wickets in Season	P. Philpott	38	1950/51
Best Bowling Average	G. Morrow	7.20	1947/48

A.W. GREEN SHIELD


Highest Individual Score	N. Coltman	147	1964/65
Highest Season's Aggregate	R. Fry	399	1982/83
Highest Season's Average	R. Bright	141.00	1951/52
Most Wickets in Season	J. Barnes	41	1956/57
Best Bowling Average	D. Hanlin	5.68	1944/45

FUNDRAISING NIGHT DONORS

Troys Pharmacy, Grigor Place, Allambie Heights
Mike Pawley's Sports Store, Redman Road, Dee Why
Steers Furniture, Pittwater Road, Manly
B.P. Garage, Condamine Street, Manly Vale
Warringah Fruit Markets, Green Street, Brookvale
Jason's Beauty Salon, Grigor Place, Allambie Heights
Puma Australia (Phil Marks)
Elite Dry Cleaners, Grigor Place, Allambie Heights
Orlando Wines
Simpson Sports (Ken Pitcher)
Allambie Heights Cellars, Grigor Place, Allambie Heights
Qantas Airways
McCallums Whisky
Lufkin Tapes (Peter Migan)
Hammonds Butchery, Grigor Place, Allambie Heights
Jim Druery Car Radio
Ikea Furniture (Tracey)

Manly Rugby Union Club Ltd.
sponsors of the
JUNIOR PLAYER OF THE YEAR
congratulate the cricketers
on a successful season

SPONSORS OF
THE PLAYER OF THE WEEK



COBB & CO.
BISTROT

FAMILY RESTAURANT & BAR

MIKE PAWLEY SPORTS

SUPPORTS

MANLY WARRINGAH DISTRICT
CRICKET CLUB

5 Redman Road, Dee Why

Phone 982 2096

TEST DRIVE THE NEW METEOR ON THE NORTH SIDE.

OPEN ALL
WEEKEND



**ALTO FORD
GORDON**

880 PACIFIC HIGHWAY 498 1133
REG DEALER LMD71

ALT 2171