

Manly Warringah District Cricket Club

FOUNDED 1878



109th ANNUAL REPORT AND BALANCE SHEET

SEASON 1986-87

GET GOING!




AIR-INDIA


It's the nicer way to go!

3 Elizabeth Street, Sydney, NSW, 2000 Telephone (02) 232 8477

HOW DO YOU FEEL?



I FEEL LIKE A TOOHEYS OR TWO.




Richard Fry
Junior Player of the Year



Kerry Mackay
Senior Player of the Year



Neil Tuckerman
Senior Player of the Year



Warren Evans
Player's Player of the Year

MANLY WARRINGAH
DISTRICT CRICKET CLUB

PLAYING GROUNDS - MANLY OVAL, GRAHAM RESERVE,
BALGOWLAH OVAL.

NOTICE IS HEREBY GIVEN THAT THE ONE HUNDRED AND NINTH ANNUAL GENERAL MEETING OF THE MANLY WARRINGAH DISTRICT CRICKET CLUB WILL BE HELD AT THE MANLY RUGBY UNION CLUB, SYDNEY ROAD, MANLY ON THURSDAY 16TH JULY 1987 AT 7.45 P.M.

1. To receive the Annual Report and Honorary Treasurer's Statement.
2. Election of office bearers and general committee as follows:
President*, Deputy President*, Honorary Secretary*, Honorary Assistant Secretary*, Honorary Treasurer*, General Committee (5). (Nominations for positions marked * must be lodged with Acting Hon. Secretary by 7.45 p.m. on Tuesday 14th July 1987).
3. Election of delegates to the Sydney Cricket Association (2).
4. Presentation of Awards.
5. To transact any business that may be brought forward in conformity with the constitution of the Club.

R. G. TUCKERMAN
Acting Honorary Secretary
10 Tamworth Place,
Allambie Heights 2100
Phone: 939 6324
948 0281

You are cordially invited to attend the meeting.

Kindly bring this report with you.

Only financial members are eligible to vote.

OFFICE BEARERS 1986-87

PATRONS

J. F. Hodgson

J. G. Stephenson

PRESIDENT

R. J. Stewart

DEPUTY PRESIDENT

P. G. Stephenson

<u>Honorary Secretary</u>	<u>Honorary Assistant Secretary</u>	<u>Honorary Treasurer</u>
N. Johnston	R. G. Tuckerman	R. Atherton

General Committee

D. Fletcher, G. Flowers, J. Ford, R. Holmes, D. Patterson

Selection Committee

R. Holmes (Chairperson), P. Marks, S. Mesite, G. Flowers, G. Hayes,
J. Stewart

Delegates to Sydney Cricket Association

N. Johnson)
R. Tuckerman) G. Flowers

Honorary Life Members (*Deceased)

B. Adrian*	A. Anderson	T. Brooks O.A.M.	J.W. Burke*
C.B. Cochrane*	B.C. Cook*	H.M. Dunlop*	L.W. Gwynne*
C.H. Hayes*	C.K. Hayman*	J.F. Hodgson	W. Hoy*
C.A. Laurence*	M. Hayman	W.S. Mitchell*	R.A. Oxlade*
P.I. Philpott	G.W. Lowe*	C. Searle*	L.A. Soman
T.P. Spencer	R.M. Pitt*	J.G. Stephenson	B. Rothwell

Honorary Auditor

I.F. Barnes A.A.S.A.

VICE PRESIDENTS

Joyce Anderson	D. Allum	I. Barnes	R. Beard
F. Byers	L. Carter	H. Frazer	B. Coustan
M. Elliot	B. Kinsey	R. Heath	K.C. Gulliver
F. Gray	E. Robinson	I. McDonald	B. Louden
T. Hart	D. Sellin	M. Pawley	C.R. Philpott
Lynne Spencer	S.G. Sismey	D.S. Sainsbury	I. Howell
P. Stephenson	J. Weight	P.A. Trim	L. Pearce
Joan Thorburn	A.W. Turner	B. Strudwick	W. Weight
R.H. Kinsey	R. Rickey	E. Patterson	R. Holmes
R. Woodfield	K. Fitzpatrick	E. Kroshcel	K. Norris

NON PLAYING MEMBERS/SUPPORTERS

Joyce Anderson	Alex Anderson	Lex Blank	Ellis Patterson
Adrian Payne	Terry Lee	Neville Johnston	Charles Baxter
Dorothy Baxter	Frank Turner	Jack Pedrola	Ken Turner
Harry Fraser	Don & Una Allum	Ian McDonald	Tom Brooks
Woody Weight	Ron Watkins	Lynne Spencer	Tom Spencer
Ken Watkins	Paul Couvret	Allan Waters	Mrs Hickson
Dick Hickson	Stan Sismey	John Gwynne	Bob Tuckerman
Len Soman	Peter Goodall	Mal Elliot	Phil Allum
Ross Fairhall	Ken Gulliver	John Stephenson	Paul Stephenson
Len Carter	John Baxter	Ron Holmes	Nonnie Hodgson
John Hodgson	Ian Howell	Lorraine Howell	Max Howell

ADMINISTRATION

THE LAST TEN YEARS

PRESIDENT HONORARY SECRETARY HONORARY TREASURER

1977-78	J.G. Stephenson	J.F. Hodgson	R.H. Kinsey
1978-79	J.G. Stephenson	T.P. Spencer	P. Stephenson
1979-80	J.G. Stephenson	R. Heath	P. Stephenson
1980-81	B. Rothwell	H.K. Marks	R. Heath
1981-82	B. Rothwell	R.G. Tuckerman	R. Heath
1982-83	B. Rothwell	R.G. Tuckerman	P. Stephenson
1983-84	J. Stewart	R.G. Tuckerman	P. Stephenson
1984-85	J. Stewart	L. Spencer	T. Spencer
1985-86	J. Stewart	N. Johnston	D. Milligan
1986-87	J. Stewart	N. Johnston	R. Atherton

V A L E

Bill Hoy - Life Member - Player 1928-53

Rolf Kinsey - Honorary Treasurer 1968-72, 1974-78

Lionel Pawley - Vice President

CLUB PERFORMANCES

	<u>CLUB CHAMPIONSHIP</u>	<u>1st</u>	<u>2nd</u>	<u>3rd</u>	<u>4th</u>	<u>5th</u>	<u>Ladies</u>
1977-78	-	9	11	5	6		
1978-79	14	10	11	11	18		
1979-80	13	11	13	18	15		
1980-81	7	6	12	12	4	13	
1981-82	14	14	7	18	8	5	
1982-83	8	10	9	15	6	2	1=
1983-84	7	3	70	6	15	6	6
1984-85	7=	5	16	8	5=	7=	
1985-86	17	18	14	9	9	13	
1986-87	7	6	20	6	5	6	

PREMIERSHIPS

<u>Club Championship</u>	<u>1st Grade</u>	<u>2nd Grade</u>
1976-77	1949-50 1957-58 1973-74	1904-05
<u>3rd Grade</u>	<u>4th Grade</u>	<u>A.W. Green Shield</u>
1902-03	1974-75	1941-42
1920-21	<u>Poidevin Gray Shield</u>	1942-43
1958-59	1949-50	1944-45
1969-70	1955-56=	1952-53=
1974-75	1968-69 1977-78 1985-86	1953-54 1959-60
<u>Ladies</u>		
1982-83 =(Reserve Grade)		

REPRESENTATIVE HONOURS

Warren Evans - N.S.W. U/17 Team
 Neil Tuckerman - Metropolitan XI
 David Milligan - N.S.W. 2nd XI

PRESIDENT'S REPORT

1986/87 was a very successful season for the Club. We have been able to regain all the ground lost in the preceding season where for reasons largely inexplicable we dropped to 17th in the Club Championship. This year we are back to 7th position, an excellent effort. However, even further improvement is needed to get us to a position in which we can win premierships. It was disappointing that although four of our teams were either fifth or sixth, none of them managed to make the finals. It was particularly unfortunate that Fourth Grade, who had led the competition for much of the year, slipped to fifth position in the last round.

First Grade, under the leadership of Phil Marks, were in contention for the finals right to the last round. It was pleasing to see young players in the Club, particularly Neil Tuckerman, Bruce Minnett and Richard Fry establish themselves as quality players. Neil led the team batting aggregate and is poised for higher honours. The side may have gone even better had David Lawrence and David Milligan not been forced from the side with injury for the first half of the season. Clearly the side needs a good spinner but otherwise is a very strong combination. Ross Drury proved a tremendous asset from North Sydney and Chris Stone and Paul Jarvis were great acquisitions in the latter half of the season. Kerry Mackay, Greg Bush, Gavin Fletcher and Greg Hill all showed again that they are top level grade cricketers.

In contrast to the other sides, Second Grade had a disastrous season. It is difficult to pinpoint reasons for this but does point to a lack of depth at the top of the Club. Sam Mesite's enthusiasm as Captain never flagged, but the results did not come. In the last third of the season Seconds became a chopping block as every other side was in contention for the finals. Despite this poor season, it is to be hoped that youngsters such as Angus Johnston and Lee Pedrola gained valuable experience.

Third Grade also had an excellent year missing the finals by percentages only. They were well led by Gary Flowers and had a major force in Australian junior representative, Warren Evans. In the event, probably their catching rather than batting or bowling let them down.

Fourth Grade were well led by Greg Hayes and as mentioned above only dropped from the four in the last round. It was good to see senior players such as Mark Kroschel and Tim Spencer providing stability to the Club while playing with the younger players in this side.

The Fifth Grade, led by Jim Stewart, did remarkably well considering the age of the side. Five or six juniors were introduced to the Club and as is outlined in the more detailed report all have the potential to become first grade players.

The Club showed a more professional approach to a range of matters off the field. There is no doubt that these factors have an influence on the overall performance of any Club during a season. For the first time in many years we had quality turf practice wickets and Manly Council are to be thanked for maintaining them so well. The wickets at Manly Ovals and Grahams Reserve were constantly of a high standard. Thanks are due to the curators of those grounds for their efforts.

Fifth Grade played many of its home games on Grahams Reserve and this also is an advantage as our younger players are able to play on good turf wickets rather than the synthetic wicket at Balgowlah Oval. Manly Oval had a permanent score board attendant, Arthur Bride, and the Room at the Top was well served by Stan who is likely to become a Manly institution.

Very many people contribute to the successful running of a grade cricket club and I would like to thank everyone who has contributed to the success of the past season. Every member of the Committee has worked long and hard on particular aspects of the Club's administration and it has been a pleasure to work with them. I would particularly like to thank our Secretary, Neville Johnston, who has decided to step down from this demanding task; although remaining on Committee. Neville has been a major factor in the club's professional approach this year and in securing our healthy financial position. Each team has a band of scorers, supporters and friends who assist in many ways and help with afternoon teas. These people are individually thanked in the team reports but I would like to recognise them in this report as well. Ian Lamb gave his time to successfully manage the Green Shield side and

Neville Johnston managed the Poidevin Gray team. The Club held several successful social functions and in addition to the Committee (particularly Dallas Fletcher, John Ford, Neville Johnston and David Patterson), Sam Mesite and Lee Pedrola are to be thanked for their help with these functions.

The Club is also fortunate to have several major sponsors and I would like to thank Air India, Harbour Ford, Tooheys and Carlton & United Brewery for their generous support during the season. The officers and John Wood must be thanked for their efforts.

In conclusion, let me repeat that the Club should be most pleased with its efforts for 1986/87 but considerable effort is required if we are to go further. Several times in the past few years we have reached the level that we are now at but have been unable to progress further. Improved commitment to practice, and a general increase in professional attitude of many players is required if we are to get beyond this stage that we have reached this season. It is up to every one of you.

JIM STEWART
President

**TREASURER'S REPORT AND
FINANCIAL STATEMENT**

The Club finished the 1986/87 season with an excess of income over expenditure of \$1,528. An amount of \$11,892 was held in an investment account and the Club's Trading account stood at \$5,592.

The satisfactory result for the year was largely due to solid support from the Club's non-playing members, together with some very generous donations from past and present club members and local businesspersons. The new bar facilities at the Room-at-the-Top also proved to be a financial success and will provide the Club with a sound income base for future seasons.

Income from both sponsorship and social events was down on that of previous seasons. Despite the concerted efforts of Dallas Fletcher and his hard-working social committee in providing social functions of a high standard, last-minute changes of itinerary and inadequate communication saw these excellent events under-patronised. Hopefully, a firm social programme next season will lead to better participation in these vital club activities.

Rising ground fees are proving to be a major expenditure for the Club. Payment to Council for the hire of grounds and amenities for the past season amounted to \$3,393. Continued support from non-playing members, improved attendance at fund-raising events and continuing sponsorship will be necessary if the Club is to continue to consolidate its financial position.

IAN F. BARNES
Hon. Auditor

RON ATHERTON
HON. TREASURER

MANLY WARRINGAH DISTRICT CRICKET CLUB
BALANCE SHEET AS AT 30TH APRIL 1987

<u>1985/86</u>	<u>LIABILITIES</u>	<u>1986-87</u>
\$		\$
	<u>ACCUMULATION ACCOUNT</u>	
16,198	Balance 1/5/86	16,616
418	Add Excess Income over Expenditure	1,528
<u>16,616</u>		<u>18,144</u>
	<u>CURRENT LIABILITIES</u>	
2,900	Sundry Creditors	3,899
<u>19,516</u>		<u>22,043</u>

I report that in my opinion the above Balance Sheet and accompanying Income and Expenditure Accounts of the Manly Warringah District Cricket Club are properly drawn up so as to give a true and fair view of the state of the Club's affairs as at April 30th 1987, and the results of the Club for the year ended on that date. The accounting and other records examined by me have, in my opinion been properly kept.

IAN F. BARNES
Hon. Auditor

RON ANTHONY
HON. TREASURER

<u>1985-86</u>	<u>ASSETS</u>	<u>1986-87</u>
\$		\$
<u>FIXED ASSETS</u>		
2,006	Bowling Machine - at cost	2,006
<u>724</u>	Less Prov. for Deprec.	<u>916</u>
1,282		1,090
<hr/>		
2,500	Roller	2,500
<u>240</u>	Less Prov. for Deprec.	<u>579</u>
2,260		1,921
<hr/>		
<u>CURRENT ASSETS</u>		
1,456	Stock on hand - at cost	1,518
1,673	Cash at Bank	5,592
2,197	Sundry Debtor	30
<hr/>		
<u>INVESTMENTS</u>		
10,648	Advance Bank	11,892
<u>19,516</u>		<u>22,043</u>
<hr/>		

MANLY WARRINGAH DISTRICT CRICKET CLUB
INCOME & EXPENDITURE ACCOUNT AS AT APRIL 30TH 1987

<u>1985-86</u>		<u>1986-87</u>
\$	<u>EXPENDITURE</u>	\$
3,531	Materials & Repairs	3,854
1,664	Printing Stationery & Advertising	1,716
3,148	Ground Fees	3,393
628	Postage and Telephone	476
175	Insurance	170
1,123	Sundry Expenses	1,323
3,088	N.Z. Tour Expenses	-
197	Donations & Presentations	1,034
514	Depreciation	531
1,541	Players' Subsidies	2,896
418	Excess Income Over Expenditure	1,528
16,027		16,921

1985-86

INCOME

1986-87

\$

\$

4,860 Subscriptions

6,862

445 Donations

300

1,223 Interest

1,245

1,499 Functions

2,219

3,000 N.S.W.C.A. Rebate

1,395

5,000 Sponsorship

4,900

16,027

16,921

109TH ANNUAL REPORT

To the Members of the Manly Warringah District Cricket Club.

Ladies and Gentlemen,

The Management Committee has pleasure in submitting for your consideration and adoption the 109th Annual Report and Financial Statement.

As for the previous season, the Club entered teams in all five grades, the Poidevin-Gray and A.W. Green Shield Competitions.

Our playing results showed a marked improvement from the previous season with a jump of ten positions to finish seventh in the Club Championship. With the exception of Second Grade all teams improved their positions. With First Grade improving from seventeenth to sixth - and Third, Fourth and Fifth Grades only just failing to reach the semi-finals.

The First Grade side lost former internationals Wright and Beard from last year's side, newcomers to the team, Ross Drury and Paul Jarvis (after Christmas) proved great assets. Captained by Phil Marks the team was a good blend of youth and experience and it was pleasing to see the emergence of our junior players as established first graders.

Second Grade was captained by Sam Mesite. The team had a most disappointing season - changing personnel in the latter part of the season did not help.

Gary Flowers captained Third Grade. The team had a very successful season & only just missed the Semi Final.

The Fourth Grade side had a heartbreaking end to the season. After leading the competition for twelve rounds and being in second position at the last round missed the series. Greg Hayes captained the side with great credit.

Jim Stewart and Tony Scanlon captained Fifth Grade who finished a creditable sixth and saw the emergence of another group of talented youngsters.

The Poidevin-Gray side could not repeat the previous season's success but performed most creditably. The A.W. Green Shield team had a great season under Ian Lamb's guidance to only just miss a spot in the final. Well done boys, we will watch with interest your progress in the grade ranks.

Our top performers for the season were:

Century Makers - N. Tuckerman (2), G. Bush (2), R. Drury,
P. Marks, R. Fry, R. Murray, J. Bakewell,
J. Stewart.

Top Scorers - S. Mesete 568, N. Tuckerman 560, R. Drury 532,
R. Fry 521, R. Murray 467, J. Bakewell 448.

Leading Wicket Takers - W. Evans 46, K. Mackay 42, B. Simpson 35,
J. Atherton 33, J. Borzi 33, G. Fletcher 29.

Most Dismissals by a Wicket Keeper - B. Bilton 38

Most Catches by a Fielder - G. Flowers, C. Vale 12

The following players gained representative honours:

D. Milligan N.S.W. 2nd XI

W. Evans N.S.W. Under 17

N. Tuckerman N.S.W. Metropolitan XI.

It was pleasing to be able to, at last, have a decent turf square to practise on - it is hoped that next season players will erect the nets with greater speed and enthusiasm in order that greater use may be made of this excellent facility.

The Club generally received "good press" from the "Manly Daily". It was pleasing to see the reintroduction of a cricket column, in the "Marks Column" which provided an opportunity to cover aspects of cricket in the District other than First Grade; it was a little disappointing that the Junior Association did not provide more information for inclusion in this column. Our thanks are extended to the Daily Sports Editor, Warren Sim, for his support.

The move back to the "Room at the Top" as an after-match venue proved very popular and it is hoped that players and supporters will continue to support this venue. This venue proved most popular for the Club Christmas Party which was well supported. Regretably our Gambling Night was not as successful as previous years - it is hoped that all players and supporters will lend their support to this activity next season. The Six a Side was again a popular event; with all the amateur disc jockeys testing their lungs and the ear drums of surrounding residents. A golf day was held at Palm Beach and whilst not attracting many starters, proved to be a great day.

We would like to again acknowledge the umpires who officiated in our matches throughout the year. Our thanks for job well done.

We were again invited to play a match against the Warringah Cricket Club and as usual they proved wonderful hosts. Our thanks are extended to President Mark Issacs and his club. We would also extend our congratulations to the W.C.C. for their excellent season - Winners of "A" Division Limited Over Competition and semi finalists in both "B" and "D" Divisions. We hope they will encourage their better players to trial for grade next season.

As mentioned earlier, we are grateful to Manly Council for the provision of the turf practice wickets; we must also express our concern at the continued increase in ground fees charged by the Council, who at the same time as increasing fees, continue to reduce services to the grounds. This season the qualified groundsman at Graham's Reserve was replaced by an apprentice, there is now no service provided at Graham's on a Saturday. Members of the Executive have met with the Mayor on these matters - it is hoped to see some alleviation of the fee situation and an assurance that there will be no further reduction in service.

We would again extend our thanks to Merv Paynter for the excellent work he has done at Manly Oval and for his guidance to the apprentice at Graham's Reserve.

Our thanks are extended to all those helpers with whom a Club cannot function - Stan behind the bar, Arthur and family on the

scoreboard, the Vet, our Scorers, ladies who provide the teas, Michael Stockdale and countless others - thank you all. District Cricket today cannot survive without sponsorship support and we wish to acknowledge the support of Tooheys for N.S.W. Cricket and the subsequent grant to our Club through the Sydney Cricket Association. Our own Club has been fortunate to receive support from Air India and Harbour Ford in respect of our sponsored player. It is greatly appreciated and we would hope they may continue to support the club in future seasons. Our thanks are extended to Carlton United for their most generous support, without which fees would have to double - thanks John Ford.

Finally, let me commend to you this year's hard-working Committee: David Patterson, who maintains the Club statistics; Dallas Fletcher, our Social Organiser and stockist of the "Room at the Top"; Ron Holmes, our Chairman of Selectors; Gary Flowers, legal adviser; John Ford, super helper and sponsorship controller; Ron Atherton, a hard-working treasurer if ever I saw one; Paul Stephenson, Deputy President and Controller of the Supporters Club and finally, Neville Johnston, a hard-working official whose fund-raising ability is second to none.

Regretably Neville's work commitments no longer allow him to carry out the secretarial duties, which is why I am putting this report together. I know I speak for all Club members when I acknowledge the outstanding job Neville has done during the past three years and express a sincere wish that he will see his way clear to continue to serve on Committee.

For and behalf of the Management Committee.

BOB TUCKERMAN
(Acting) Honorary Secretary

1ST GRADE REPORT

Captain - Phil Marks

Position on Table - 6th (52 points)

Played 14 - Won 1st Innings - 8

Drawn - 2

Lost 1st Innings - 4

Player	Inn	N/O	BATTING		100	50	Avge.	Ct/St
			Runs	H/S				
B. Minnett	15	6	351	62	-	3	39.00	10
R. Drury	16	2	532	123	1	2	38.00	6
N. Tuckerman	16	-	560	141	2	1	35.00	0
R. Fry	6	1	167	76	-	1	33.40	12/0
G. Bush	16	1	410	102	2	1	27.33	6
G. Hill	8	-	205	63	-	2	25.63	5
P. Marks	14	2	294	120	1	-	24.50	8
C. Stone	6	3	65	25	-	-	21.67	2
K. Mackay	11	1	159	42	-	-	15.90	9
R. Bartlett	6	-	84	51	-	1	14.00	3

Also Batted: G. Franks 5-3-30-10* (Ct 9), G. Fletcher 5-3-10-7* (Ct 3), P. Jarvis 4-2-61-40* (Ct 1), D. Milligan 3-2-45-21* (Ct 1), B. Livett 3-1-18-9 (Ct 3), M. Dunn 1-0-38-38, A. Johnston 1-0-24-24, N. Johnson 1-1-2-2* (Ct 1), D. Lawrence 1-0-4-4 (Ct 1).

Player	Overs	BOWLING		Wickets	Average
		Maidens	Runs		
D. Milligan	115.5	27	325	18	18.06
K. Mackay	339.2	97	894	42	21.29
P. Jarvis	92	19	253	11	23.00
G. Fletcher	260.5	63	755	29	26.03
C. Stone	122	21	374	12	31.17
P. Marks	121.3	29	376	12	31.33

Also Bowled: B. Livett 54/8/181/3, N. Johnson 36/16/66/3, D. Lawrence 30/8/88/2, M. Dunn 5/0/20/1, R. Drury 4/0/21/0, G. Bush 1/0/12/0.

MATCH RESULTS

- Round 1 MANLY 4 (dec) 95 (Drury 42*, Minnett 36*) beat GORDON 92 (Milligan 7-25, Fletcher 2-25) and 8-224 (Lawrence 2-23, Fletcher 2-35).

- Round 2 MANLY 2591 (Tuckerman 108, Bartlett 51, Drury 46) and 1-31 beat PARRAMATTA 207 (Milligan 5-36, Fletcher 3-60).

- Round 3 MANLY 7 (dec) 235 (Tuckerman 71, Minnett 57*, Drury 40, Dunn 38) beat CAMPBELLTOWN 190 (Mackay 4-31, Livett 2-48).

- Round 4 MANLY 116 (Mackay 42, Minnett 24) lost to NORTHERN DISTRICTS 9 (dec) 342 (Fletcher 5-120, Mackay 2-109).

- Round 5 MANLY 7 (dec) 251 (Bush 76, Marks 48, Drury 45) lost to NORTH SYDNEY 8-253 (Milligan 3-66, Fletcher 2-56, Mackay 2-59).

- Round 6 MANLY 4 (dec) 294 (Bush 102, Drury 72, Tuckerman 47) beat PETERSHAM 231 (Mackay 4-77, Fletcher 3-59).

- Round 7 MANLY 7 (dec) 231 (Minnett 54*, Tuckerman 40), beat FAIRFIELD 145 (Mackay 5-68, Marks 2-29) and 6-115 (Fletcher 3-24, Marks 2-53).

- Round 8 MANLY 8-280 (Drury 123, Minnett 62) beat SYDNEY UNIVERSITY 8 (dec) 278 (Mackay 2-70, Fletcher 2-97).

- Round 9 MANLY 7-141 (Hill 50) drew HAWKESBURY 266 (Mackay 8-81).

- Round 10 MANLY 8 (dec) 316 (Marks 120, Jarvis 40*, Mackay 34, Minnett 30) beat PENRITH 230 (Fletcher 4-29, Marks 2-18, Mackay 2-86).

- Round 11 MANLY 5 (dec) 367 (Tuckerman 141, Fry 76, Hill 63, Marks 47*) beat MOSMAN 133 (Jarvis 4-20, Stone 4-29) and 2-141.

- Round 12 MANLY 188 (Fry 40, Hill 40, Drury 38) and 3-63
lost to WESTS 236 (Mackay 6-82, Jarvis 3-78).
- Round 13 MANLY 149 (Bush 37, Stone 25) lost to BALMAIN 5-151
(Jarvis 3-27, Stone 2-45).
- Round 14 MANLY 9-270 (Bush 102, Drury 63, Tuckerman 37) drew
BANKSTOWN 8 (dec) 277 (Stone 3-59, Marks 2-32,
Mackay 2-48).

LIMITED OVERS MATCH RESULTS

- Round 1 MANLY 149 (Minnett 46, A. Johnston 38) lost to SYDNEY
UNIVERSITY 210 (Marks 2-31, Dunn 2-35, Milligan 2-34).
- Round 2 MANLY 6-207 (Marks 101*, Bush 29) beat NORTH SYDNEY
203 (Milligan 4-27, A. Johnston 2-37).

LIMITED OVERS COMPETITION

- Captain - Phil Marks
Played 2 - Won 1, Lost 1

Player	BATTING							
	Inn	N/O	Runs	H/S	100	50	Avg.	Ct/St
P. Marks	2	1	102	101*	1	-	102.00	1
A. Johnston	2	1	43	38	-	-	43.00	-
B. Minnett	2	-	61	46	-	-	30.50	2
G. Bush	2	-	43	29	-	-	21.50	1
R. Drury	2	-	34	23	-	-	17.00	2
R. Bartlett	2	-	19	19	-	-	9.50	3
B. Livett	1	-	7	7	-	-	7.00	1
N. Tuckerman	2	-	12	7	-	-	6.00	-
D. Milligan	2	-	9	9	-	-	4.50	2
M. Dunn	1	-	2	2	-	-	2.00	1
G. Fletcher	1	1	0	0	-	-	-	-

Players	BOWLING				
	Overs	Maidens	Runs	Wickets	Avg.
D. Milligan	18.3	4	61	6	10.17
M. Dunn	10	2	35	2	17.50
A. Johnston	10	2	37	2	18.50
P. Marks	19.4	5	60	3	20.00
B. Livett	10	-	43	1	43.00
G. Fletcher	20	1	96	2	48.00
C. Stone	10	2	58	1	58.00

At the start of the season we didn't really have a very hard act to follow after the previous year's performance. There were a few new faces all of whom of 1st grade standard. The keenness and attitude of all was evident at preseason training. We had three new faces from England in Lawrence, Bartlett and Franks together with Drury from Norths.

The first game was fairly easily won against Gordon who proved to be one of the weakest sides in the competition. In the second game injury struck Dave Lawrence which plagued him for the rest of the season. Dave Milligan was bowling with good pace and getting wickets which lessened the load but yet again injury struck in the 6th round and ended Dave's season for him. Again the problem was in the lower back and unfortunately Dave didn't have time to recover. Had this not happened he could quite possibly have earned himself a state cap. Let's hope that Dave has a speedy recovery and is able to run on to the field with us next season.

Fortunately for us two replacement opening bowlers were at hand in Chris Stone and Paul Jarvis. Chris arrived from Melbourne and soon proved to be capable of holding down his 1st grade spot. He bowled steadily all season, did a terrific job with the bat when required and just as importantly showed the will to win and aggressiveness which the rest of the side can learn from.

Paul Jarvis arrived in time for the Penrith game and although went wicket less in his first game it was quite evident that he was a class player. He bowled accurately with pace and was a great asset for the last few games. Talks are under way to have him back next season.

Overall in the bowling department, the honours were taken out by Kerry MacKay and Gavin Fletcher. Gavin took most of his wickets in the 1st half of the season and bowled well throughout. He has certainly made a name for himself over the last couple of years and is now well respected by opposition batsmen. Kerry MacKay bowled extremely well all season which saw him end up with 42 wickets for the season and on top of the averages. There is no substitute for experience and Kerry sent many a batsman back to the pavilion who could not really appreciate how they had just been 'thought' out rather than caught or bowled. Kerry also has one of the safest pair of hands going around and is a thorn in the batting for the opposition bowlers. All in all, I believe him to be one of the finest cricketers in Sydney.

Batting tended to be a bit erratic on occasions but there were still some very good performances. At the top of the list Neil Tuckerman and Greg Bush did a fair job in getting the innings started. Bushy struggled for form in the early rounds but got it together again and finished off the season in good form recording two centuries. Tucks proved a huge success with 560 runs for the season. He also scored 2 tons with his 141 against Mosman being the batting highlight of the season. Tucks is a prime example of 'practice makes perfect' and he has certainly benefited from all the work he's put in this season.

Ross Drury had a good consistent season being 2nd to Tucks in the aggregate. He has been a great acquisition to the Club and showed real class on occasions with immaculate timing and running between the wickets. He also showed that he is one of the best fielders going around.

In the middle order we weren't really consistent enough and was one of the main reasons for not getting into the semis. Bruce Minnett did everything asked of him and saw him finish on top of the averages. He has a good technique and temperament and with results in 1st grade now in the book we can expect bigger and better things from him next season. Ten catches together with his batting performances sums up a terrific debut season.

In the second half of the season Greg Hill and Richard Fry were brought into the side and both had success. Hilly showing that he possesses real class and Dick, that he could tame any attack with the bat, and , with a bit of dedication and practice, could be anything. He also filled the keeping role more than adequately, taking the most catches.

That sums up most of the major highlights of the season but there were others that deserve mentioning. The guys that didn't play a lot of games but the ones they played in, their contributions were very important and much appreciated. Nick Johnson played in three games, bowled very well as his figures show and scored the winning runs against Sydney University, handling the pressure like a seasoned pro. Guy Franks, our Keeper for nine games, was solid behind the stumps even though he was carrying a knee injury and although not required with the bat too often, batted well when needed. Angus Johnston and Malcolm Dunn each played one game both scoring runs and contributing to victories. Angus has a ton of ability and has a bright future ahead of him providing he works hard in the nets. Ricky Bartlett had a disappointing season but is another player with plenty of talent. Playing in Australia would have done him the world of good and I doubt that he'll have another season like it. We all wish him the best of luck with Somerset.

The fielding in general was of a high standard and I think a lack of concentration at times led to silly mis-fields. The catching was good with some excellent catches taken and not too many went begging. Ross Drury and Greg Bush saving the single did a fine job with Greg Getting 4 run outs thru' sheer pressure. Behind the stumps a few went down but Bruce Minnett and Kerry Mackay caught well all season.

Looking at the season in retrospect, things might have turned out better had we been a bit more aggressive, fought for our wickets a bit more and maybe fielded properly from ball one rather than after lunch. Nevertheless, I feel that we've all learned a lot, and having got so close to the semis, now realise that we are a good enough side to go on from here.

I've certainly enjoyed captaining the side and thank everyone for their efforts and support thru'out the season. Let's have a better one next year.

In closing I'd like to thank all of those 'behind the scenes players'. "The Vet" Alan Waters for his help in the dressing room before, during and after games, everyone involved with lunches and teas, the scoreboard operators and also Stan and John, the scorers, who made my job in compiling the averages so much easier. Apologies to those not mentioned in person. All the best for winter and see you all again next season.

PHIL MARKS
Captain

2ND GRADE REPORT

Captain - Sam Mesite

Position on Table - 20th (16 points)

Played 14 - Won Outright - 1

Won 1st Inn - 1

Lost - 12

Player	Inn	N/O	BATTING			100	50	Avge.	Ct/St
			Runs	H/S					
R. Fry	11	2	354	122	1	1	39.33	4/0	
S. Mesite	16	-	568	88	-	5	35.50	4	
A. Johnston	12	3	279	97*	-	2	31.00	8	
R. Bartlett	9	-	263	84	-	2	29.22	7	
J. McPherson	13	3	213	69	-	1	21.30	3	
W. Redmond	8	1	139	66	-	1	19.86	6	
G. Wilks	8	-	149	35	-	-	18.63	10/0	
M. Dunn	13	4	161	41	-	-	17.89	5	
L. Pedrola	15	-	218	55	-	1	14.53	6	
S. Barclay	6	3	29	14	-	-	9.67	4	
B. Livett	9	3	51	14	-	-	8.50	-	
N. Johnson	7	-	50	37	-	-	7.14	2	

Also Batted: ·G. Hill 5-1-183-61 (Ct 1), ·K. Pitcher 2-0-74-41 (Ct 2), ·W. Evans 2-1-65-52*, ·D. Lawrence 2-0-61-33, ·P. Fisher 2-1-15-13*, ·R. Murray 1-0-15-15, ·G. Franks 2-0-20-16 (Ct 6), ·D. Knock 4-0-31-16 (Ct 2), ·J. Glendener 5-0-36-13 (Ct 2), ·T. Spencer 2-0-10-8, ·C. Hughes 1-0-7-7, ·S. Johnson 1-0-1-1 (Ct 3), ·F. Turner 1-0-0-0, ·G. Evans 2-0-6-3 (Ct 2), ·B. Bilton 1-0-0-0, ·J. Atherton 1-0-0-0, ·C. Stone 1-0-0-0, ·G. Hayes 1 game DNB (Ct 2), ·R. Scott 1 game DNB, ·D. Ford 1 game DNB.

Player	Overs	BOWLING			Average
		Maidens	Runs	Wickets	
J. Atherton	40.2	7	117	11	10.64
C. Stone	44	9	130	8	16.25
M. Dunn	78	12	215	8	26.88
L. Pedrola	122	27	365	13	28.08
J. McPherson	284	62	796	28	28.43
B. Livett	133	27	457	16	28.56
S. Barclay	111	15	418	12	34.83
N. Johnson	138.5	25	473	13	36.38
A. Johnston	61	10	200	2	100.00

Also Bowled: T. Spencer 37.4/3/154/4, S. Mesite 7/0/54/2, G. Hill 10/2/50/1, G. Evans 37.2/9/112/1, C. Hughes 16/0/62/0, W. Evans 13/4/27/0, D. Lawrence 7/1/36/0.

MATCH RESULTS

- Round 1 MANLY 125 (Pedrola 28, Mesite 22) and 5 (dec) 197 (Fry 87 n.o., Mesite 67) lost to GORDON 7(dec) 140 (McPherson 5-42) and 5-131 (Mesite 2-33).
- Round 2 MANLY 248 (Redmond 66, Dunn 33, Hill 28) lost to PARRAMATTA 8 (dec) 249 (Spencer 3-54, Dunn 2-32, Pedrola 2-47).
- Round 3 MANLY 7-313 (A. Johnston 97 n.o., Mesite 88, Pedrola 55) beat CAMPBELLTOWN 6 (dec) 307 (Barclay 3-97).
- Round 4 MANLY 179 (Hill 40, Wilks 35, Pedrola 30) lost to NORTHERN DISTRICTS 2-142.
- Round 5 MANLY 116 (Hill 36, Wilks 33) and 0-39 lost to NORTH SYDNEY 164 (Stone 4-47, McPherson 248).
- Round 6 MANLY 4 (dec) 300 (Fry 122, Mesite 84, Hill 68 n.o.) lost to PETERSHAM 8-305 (Stone 4-83, N. Johnson 2-33, McPherson 2-68).
- Round 7 MANLY 270 (Mesite 70, McPherson 69 n.o., Pitcher 41) beat FAIRFIELD 74 (Atherton 6-30, McPherson 3-17) and 140 (Atherton 4-52, Dunn 4-52).
- Round 8 MANLY 6 (dec) 321 (Bartlett 84, A. Johnston 76 n.o., Mesite 68, Pitcher 33) lost to SYDNEY UNIVERSITY 5-324.
- Round 9 MANLY 150 (Fry 45, McPherson 27) lost to HAWKESBURY 16-153 (Livett 4-6, McPherson 2-36).
- Round 10 MANLY 167 (W. Evans 52 n.o., Dunn 41) lost to PENRITH 220 (N. Johnson 6-81, McPherson 3-25) and 1-54.

- Round 11 MANLY 165 (Bartlett 40, Mesite 35) lost to MOSMAN 337 (McPherson 4-83, Livett 2-72) and 1-37.
- Round 12 MANLY 185 (N. Johnson 37, A. Johnston 28) and 200 (Bartlett 69, Lawrence 33) lost to WESTS 5 (dec) 191 (Livett 3-45, Pedrola 2-21) and 7-180 (McPherson 4-71, Pedrola 2-21).
- Round 13 MANLY 117 (Mesite 39, McPherson 35) lost to BALMAIN 5 (dec) 237 (Barclay 2-65).
- Round 14 MANLY 136 (Bartlett 47, Pedrola 39) lost to BANKSTOWN 7 (dec) 372 (Barclay 3-47, Pedrola 2-64, N. Johnson 2-81).

2ND GRADE REPORT

The greatly improved training facilities at Graham's Reserve enabled the Club to commence the season with its best preparation since my involvement with it.

Consequently, in writing the 2nd Grade Report on the 1986-87 season, it is with great concern that this side finished bottom of the competition with only two (2) wins from 14 games.

Reasons for this performance are wide and varied but getting down to basics our batsmen were not prepared to spend enough time in the middle before playing aggressive shots and the number of players to get out this way was alarming. The aim of a batting side is to occupy the crease for at least six hours and as a result of our rashness we were only able to bat out the six hours on four occasions.

The side's bowling was very inconsistent and we were never able to put pressure on batsmen for long enough periods. Opposing batsmen were too often served up with loose deliveries which meant that they were able to score runs freely without having to earn their runs.

Other reasons were as follows:

- * The loss of 1st Grade bowlers Russell McCool, before the season even started; David Milligan and David Lawrence, both injured, meant that the 2nd Grade bowling attack was much depleted, without a main strike bowler for the majority of the season.
- * After Christmas, the Club did not pick its best 2nd Grade side due to the 3rd and 4th grade sides being semi-final contenders. Players such as Warren Evans, Jeff Atherton, David Ford, Ken Pitcher, Brian Bilton and Mark Kroshell would all have strengthened the side considerably, particularly after players in the side lost form. To make things worse both the 3rd and 4th grade sides unfortunately missed the semi-finals.

The most pleasing aspect of the season was the emergence of opener and wicket keeper Richard Fry as a 1st grade cricketer. Richard showed with his 122 VS Petersham and 45 VS Hawkesbury on a really wet wicket, that he has the technique and temperament to succeed in the higher grade. Following his departure to 1st Grade, the seconds really struggled to find effective opening batsman. Richard's opening partners included David Knock who unfortunately had one of those years.

Graham Wilks and Richard Fry were our most successful opening pair and it was their contributions which enabled the side to bat so well in the middle of the season. It was inevitable that one of the two would be still batting at lunch which enabled us to have wickets in hand to score runs quickly in the last session. Wilksey also worked very hard at his keeping and he improved considerably until his early departure to see what he could catch in the Swiss Alps.

All-rounder, Angus Johnston, in his 2nd grade debut, showed his class by scoring a match winning 97 N.O. in chasing Campbelltown's 6 Dec. for 307. His 76 N.O. VS Sydney University was his only other big score for the year and even though Gus played 1st grade VS Fairfield, his temptation to play square of the wicket too early in his innings, often brought about his downfall. Minor adjustments to his technique could see Gus play permanent 1st grade cricket, particularly as he is an excellent fieldsman and although he only bowled 61 overs, he also has tremendous potential with the ball.

Lee Pedrola would have been very disappointed with his season, particularly after getting a sniff of 1st grade in 1985/86. The disappointing aspect of Lee's game was his batting where on nine occasions he was dismissed before reaching double figures. Lee must spend his first hour at the crease in not trying to force the pace as on too many occasions he was out playing shots before he had adjusted to the wicket. Lethal's bowling improved tremendously as the season went on and in the last few games he was the side's best bowler.

Jeff MacPherson was the side's most consistent player. He took most wickets with 28 and averaged over 20 with the bat. Killer's

bowling, although lacking the fire of his earlier days, was a great example to the younger players in the side. He always maintained pressure on opposing batsmen and with a little luck he could have finished with a lot more wickets. His batting was also very sensible and he always played within his limitations and never gave his wicket away easily. His 69 N.O. VS Fairfield was a real crowd pleaser.

Scott Barclay, after his great form in last year's Poidevin-Gray winning side, was looked at as a very exciting prospect. Unfortunately, as an opening bowler Scottie struggled with his accuracy and often failed to bowl at the stumps. This enabled sides to get off to solid starts, which in turn put our side under pressure. Because of University commitments, etc., Scott was unable to bowl enough at the nets and this was the place for him to sort out his problems. It was good to see Scott drop his pace a little in the last couple of games and as a result he was a lot more consistent. Once he achieves this accuracy his aim should be once more to work up to top pace.

Nick Johnson, after starting the season in 3rd grade, made his 1st grade debut. When in 2nds Johnno bowled with plenty of confidence particularly after his spell in 1st grade. Johnno, now approaching veteran status, brought in more variation to this bowling this year and this will help his bowling in the future. Nick also worked hard at his batting and his fielding was always 1st class. It is hoped that he recovers from his recent illness as Fosters has complained of a drastic cut in profits.

Brod Livett, after playing the 1st round in 2nd Grade, played 1st Grade until joining us again in Round 7. Brod took 16 wickets for 2nd grade before his disappointing finish to the season VS Wests in Round 12. No-one in the Club puts in as much effort as Brod, on and off the park, but for him to enjoy the game he must channel all his efforts into his own game and not worry about the inadequacy or attitude of his team mates. This is his captain's concern. It would be hoped that the younger fast bowlers in the Club watched Brod's routine at training where he stretched, bowled (as if in match conditions), fielded and then bowled again. To bowl at the nets should be as in match conditions and it is hoped that Brod's example in this is followed.

Warren Redmond after several years out to stud, started the season in 2nds but was not able to recapture his old form and went back to stud after Christmas.

Greg Hill after a late start to the season showed in his five games in 2nd grade that he is still one of the best strokemakers in grade cricket. In every innings in 2nds Hilly got off to a start but never really went on with it until his 61 N.O. VS Petersham saw him promoted to 1sts.

Our English contingent of Malcolm Dunn, Richard Bartlett, Guy Franks, John Glendenen and David Lawrence all contributed to the side's efforts this season. All except for John, played in the 1st side and the club should only encourage imports that are capable of playing 1st grade in positions where we do not have depth.

Of the other players that played in 2nds a special mention must be made of Jeff Atherton, whose bowling effort in taking 10 wickets for the match VS Fairfield was full of fire and pace. For reasons explained earlier in this report, Jeff completed the season in thirds, but it is hoped that with a big effort next year he will be pushing for 1st grade. Special mention must also go to Steve Johnson and Frank Turner for helping the Club out in the last round. Johnno took more catches than made runs in this game whereas Frantic dropped more catches than he made runs but their contribution was appreciated.

My thanks to all players for their efforts this season and it is hoped that this year's disappointments motivate all players to give a much bigger commitment next season.

Also, the thanks of all the players goes to Arthur and his family on the score board, Marcia McPherson, Noeline Pedrola, Rosalind Mesite and any others that helped with the afternoon tea.

SAM MESETE
Captain

3RD GRADE REPORT

Captain - Gary Flowers

Position of Table - Equal 6th (50 points)

Played 14 - Won Outright 1

Won 1st Inn 6

Drawn 2

Lost 5

Player	Inn	N/O	BATTING		100	50	Avge.	Ct/St
			Runs	H/S				
D. Ford	9	2	288	74	-	2	41.14	7
W. Evans	10	2	272	70	-	2	34.00	1
A. Fraser	10	3	208	69*	-	2	29.71	7
K. Pitcher	8	-	206	59	-	2	25.75	4
G. Flowers	15	3	307	55	-	2	25.58	12
R. Murray	15	2	317	73	-	1	24.38	1
G. Evans	6	2	79	27*	-	-	19.75	1
R. Scott	6	-	117	48	-	-	19.50	3
J. Bakewell	11	3	140	49	-	-	17.50	2
B. Bilton	13	2	191	63	-	1	17.36	34/4
D. Gainsford	8	-	130	50	-	-	16.25	-
D. Knock	6	-	47	22	-	-	7.83	3
C. Hughes	6	3	13	4	-	-	4.33	2
J. Atherton	7	2	6	5	-	-	1.20	4

Also Batted: A. Johnston 4-2-112-56*, W. Redmond 3-0-106-63 (Ct 3), L. Pedrola 2-0-101-85 (Ct 1), N. Johnson 3-1-22-13 (Ct 1), G. Holmes 4-2-3-2 (Ct 1), S. Barclay 1-0-16-16, G. Pierce 1-0-16-16 (Ct 1), T. Rodgers 1-0-6-6 (Ct 1), D. Morris (Ct 1), C. Stone and D. Patterson also played but did not bat.

Player	Overs	BOWLING		Runs	Wickets	Average
		Maidens				
W. Evans	274.1	63		708	46	15.39
G. Evans	103.1	34		269	15	17.93
J. Atherton	198	56		406	22	18.45
G. Holmes	90	26		218	9	24.22
C. Hughes	222.5	48		612	20	30.60
D. Gainsford	90	15		271	6	45.17

Also Bowled: K. Pitcher 40/11/85/8, N. Johnson 54/18 /142/7,
A. Johnston 11/7/21/1, C. Stone 25/6/77/3, D. Morris 17/7/30/1,
L. Pedrola 11/5/24/2, S. Barclay 13/1/46/2, G. Flowers 8/0/45/1,
R. Scott 15/0/52/1, A. Fraser 11/2/37/0, J. Bakewell 2/0/14/0.

MATCH RESULTS

- Round 1 MANLY 237 (Scott 48, Ford 44, Flowers 39, A. Johnston 36) and 0-41 lost to GORDON 247 (W. Evans 4-27, N. Johnson 3-36).
- Round 2 MANLY 6 (dec) 170 (A. Johnston 56*, Bilton 28, Murray 27) and 3-49 beat PARRAMATTA 166 (Atherton 4-48, Hughes 2-31) and 5 (dec) 184 (N. Johnson 3-29).
- Round 3 MANLY 193 (Bakewell 49, W. Evans 36*, Scott 31) lost to CAMPBELLTOWN 282 (W. Evans 6-76).
- Round 4 MANLY 0-3 drew NORTH DISTRICTS 292 (Pitcher 3-26, Hughes 3-53, Stone 3-77).
- Round 5 MANLY 8-173 (Redmond 63, Pitcher 53) beat NORTH SYDNEY 9-162 (W. Evans 4-47, G. Evans 3-60).
- Round 6 MANLY 223 (Bilton 63, Pitcher 59, Murray 35) and 0-16 beat PETERSHAM 178 (Hughes 4-43, W. Evans 3-43) and 58 (G. Evans 4-18, Atherton 3-13, W. Evans 2-9) outright.
- Round 7 MANLY 3-116 (Flowers 53, Murray 37*) beat FAIRFIELD 101 (W. Evans 6-46).
- Round 8 MANLY 266 (Pedrola 85, Ford 74, W. Evans 70) and 7-107 (W. Evans 32*) lost to SYDNEY UNIVERSITY 301 (W. Evans 4-118, Pedrola 2-24, Holmes 2-45).
- Round 9 MANLY 155 (Murray 44, Knock 22) lost to HAWKESBURY 6-124 (Atherton 2-16, Barclay 2-46, Hughes 2-60) on run rate.

- Round 10 MANLY 4-269 (Fraser 66*, Ford 65*, Gainsford 50)
beat Penrith 8 (dec) 266 (G. Evans 3-66, Hughes
2-61).
- Round 11 MANLY 4 (dec) 116 (Flowers 41, Ford 25*) and 7-160
(W. Evans 67, Flowers 21) beat MOSMAN 112 (W. Evans
6-31, Holmes 2-36) and 5 (dec) 225 (W. Evans 2-46,
Gainsford 2-65).
- Round 12 MANLY 206 (Flowers 55, Gainsford 42, Pitcher 36)
lost to Wests 242 (W. Evans 4-81, Pitcher 2-18,
Holmes 2-27).
- Round 13 MANLY 6 (dec) 190 (Murray 73, Fraser 69*, Ford 24)
drew BALMAIN 6-140 (Atherton 3-35, Pitcher 2-10).
- Round 14 MANLY 183 (Flowers 40, Bilton 31, Ford 27) and
3-34 beat BANKSTOWN 150 (W. Evans 4-49, Atherton
3-22, G. Evans 3-5).

3RD GRADE REPORT 86/87

The 3rd Grade team finished the season a creditable equal fourth missing out on the semi-finals on averages. This whilst a pleasing result was also somewhat disappointing that the team clearly had the ability to make the semi-finals and should have done so.

Whilst not detracting from the season's performance nearly every game the team was in a winning position but on crucial occasions was unable to seize the opportunity to put the result beyond doubt. This was undoubtedly due in some measure to inexperience with most of the team having their first full season in this grade.

Overall, however, the team was a very happy one, with team spirit and morale being very high and the level of commitment to practice and training being the best of all grades.

Individually there were some fine performances in the side. Warren Evans in his first full grade season showed that he is a player of real promise and a player of the future. Warren was well supported in the bowling department by Jeff Atherton who proved that he can take wickets in the higher grades and also bowled consistently. Craig Hughes was a new player to the Club and showed in his first season that he is a valuable acquisition. He bowled much better than his figures indicate and should look forward to a good season next year. Gary Holmes forced his way into the team after a string of strong performances in 4th grade. He also bowled very consistently taking wickets in almost every match he played. In the spinning department Glen Evans and David Gainsford did the bulk of the bowling. Both players showed that they have a great deal of ability and potential. Glen with hard work and David with a little more patience should both take many wickets in seasons to come. Ken Pitcher also provided valuable support in the bowling, taking wickets in a couple of key matches.

Brian Bilton as the team's wicket keeper proved most volatile behind the stumps with the statistics indicating that he has ability to play higher grades. In the course of the season he took some memorable catches.

In the batting department Russell Murray, David Ford, Andrew Fraser and Ken Pitcher were our best performers scoring runs consistently. All batsmen, however, showed a lack of being able to compile a "big" score after getting away to useful starts. Brian Bilton, and David Gainsford also made valuable contributions to the team's batting. Glen Evans demonstrated he has ability with the bat and with greater concentration could prove to be a valuable all-rounder.

Ken Pitcher and Andrew Fraser provided valuable support throughout the season to the captain and both players were instrumental in the team's success both on and off the field.

Special thanks goes to the team's manager, Dón Sellin, who worked tirelessly throughout the season and was an integral part of the team. Thanks should also go to the parents who lent support during the season notably Ron Atherton, David and John Ford.

Special mention should also be made on the tireless work of the Chairman of Selectors, Ron Holmes. Ron was always available to talk to the players and pondered long over team selection. There is no doubt that his work was a significant factor in the team and the club's overall success this year. My thanks also to the Committee for their support.

GARY FLOWERS

Captain

4TH GRADE REPORT

Captain - Greg Hayes

Position on Table - 5th (64 points)

Played 14 - Won Outright 2

Won 1st Innings 7

Drawn 1

Lost 4

Player	Inn	N/O	BATTING		100	50	Avge	Ct/St
			Runs	H/S				
·J. Bakewell	7	-	308	192	1	-	44.00	-
·G. Hayes	10	4	218	42	-	-	36.33	6
·M. Weaver	6	2	132	57	-	1	33.00	1
·G. Pierce	8	-	199	51	-	1	24.88	4
·D. Patterson	16	-	371	79	-	3	23.19	4
·D. Gainsford	7	1	136	85	-	1	22.67	6
·T. Rodgers	14	1	273	51	-	1	21.00	30/7
·C. Vale	11	4	127	36*	-	-	18.14	12
·B. Simpson	7	1	91	29	-	-	15.17	-
·S. Glassock	14	2	146	63	-	1	12.17	3
·P. Fisher	10	-	108	27	-	-	10.80	7

Also Batted: ·M. Kroschell 5-1-219-70 (Ct 2), ·A. Fraser 5-1-197-59 (Ct 2), ·D. Ford 3-1-127-83, ·B. Irvine 3-2-62-33*(Ct 2), ·T. Spencer 3-0-117-66 (Ct 5), ·R. Murray 1-0-135-135, ·J. Glendenen 1-0-34-34, ·D. Knock 5-0-69-40 (Ct 2), ·S. Barclay 2-0-22-22, ·R. Scott 1-0-10-10, ·A. Scanlon 3-0-24-20 (Ct 1), ·G. Evans 5-1-21-7* (Ct 1), ·D. Morris 2-0-7-7, ·S. Cole 1-0-7-7, ·G. Holmes 3-1-7-6 (Ct 1), ·B. Lamb 1-0-15-15, ·C. Hughes 1-0-1-1, ·P. Jarvis 1-0-5-5 (Ct 1), ·T. Folsom Played 1 game DNB (Ct 1), ·J. Boyle Played 1 game (DNB).

Player	Overs	Maidens	BOWLING		Average
			Runs	Wickets	
G. Holmes	80	37	121	13	9.30
M. Kroschell	130	58	185	15	12.33
T. Spencer	103	28	216	13	16.62
B. Simpson	238	64	590	35	16.86
D. Morris	86.5	22	248	13	19.08
G. Hayes	86.4	25	231	9	25.67
C. Vale	190	48	500	15	33.33

Also Bowled: G. Evans 56/26/101/7, D. Gainsford 48.4/17/120/7, S. Barclay 20/2/76/5, J. Bakewell 13/2/50/5, P. Fisher 13/1/41/3, P. Jarvis 10/3/19/1, S. Cole 10.5/4/18/1, C. Hughes 10/3/27/0, S. Glassock 1/0/3/0, A. Fraser 1/0/1/0.

MATCH RESULTS

- Round 1 MANLY 211 (Hayes 40 n.o., Pierce 33, Glassock 31) and 3-59 (Patterson 30) beat GORDON 112 (Morris 6-37) and 154 (Bakewell 5-33, G. Evans 2-23) outright.
- Round 2 MANLY 342 (Bakewell 192, Pierce 51) beat PARRAMATTA 171 (Hayes 4-48, G. Evans 3-21).
- Round 3 MANLY 214 (Patterson 56, Hayes 42, Irvine 33 n.o.) lost to CAMPBELLTOWN 8-221 (Vale 3-53, Hayes 2-54).
- Round 4 MANLY 345 (Murray 135, Gainsford 85, Hayes 33) beat NORTHERN DISTRICTS 142 (Holmes 3-27, Simpson 3-37, Gainsford 2-27).
- Round 5 MANLY 6-192 (Ford 83, Kroschell 70) beat NORTH SYDNEY 114 (Simpson 4-60, Holmes 3-14, Vale 2-31).
- Round 6 MANLY 1 (dec) 100 (Rodgers 44 n.o., Ford 43 n.o.) and 5-117 (Kroschell 65 n.o., Fraser 30) beat PETERSHAM 98 (Holmes 5-31, Vale 2-8) and 115 (Kroschell 5-24, Gainsford 3-30, Simpson 2-27).
- Round 7 MANLY 5-244 (Patterson 79, Glassock 63, Fraser 50) beat FAIRFIELD 225 (Morris 6-111, Simpson 3-75).
- Round 8 MANLY 103 (Fraser 59) and 3-140 (Fraser 50 n.o., Rodgers 41) lost to SYDNEY UNIVERSITY 268 (Simpson 5-65, Kroschell 3-51).
- Round 9 MANLY 7-181 (Weaver 57, Patterson 45, Glendener 34) beat HAWKESBURY 8-72 (Simpson 6-27).
- Round 10 MANLY 210 (Hayes 36 n.o., Simpson 29, Irvine 29) lost to PENRITH 247 (Simpson 4-65, Spencer 3-63).
- Round 11 MANLY 235 (Pierce 48, Weaver 42, Knock 40) beat MOSMAN 150 (Spencer 6-51, Vale 2-31).

- Round 12 MANLY 222 (Spencer 66, Rodgers 51, Vale 29 n.o.) and 8-120 (Pierce 23, Bakewell 22, Barclay 22) lost to WESTS 241 (Barclay 5-76, Simpson 3-80).
- Round 13 MANLY 6-190 (Patterson 64, Bakewell 42, Kroschell 28) beat BALMAIN 188 (Simpson 4-64, Kroschell 3-55).
- Round 14 MANLY 226 (Droschell 56, Bakewell 44, Vale 36 n.o.) drew BANKSTOWN 6-179 (Kroschell 3-44, Spencer 2-51).

4TH GRADE REPORT

The unfortunate aspect of writing the 1986-87 end of season report is that at this point in time the 4th grade side should be contesting the final. It is hard to believe that the team, after leading the competition for 12 of the 14 rounds, 2nd at the start of the last game which ended in a draw, finished the season in 5th place.

The season started extremely well with an outright win against Gordon. This was a crucial game to win as it proved valuable in building a high degree of confidence and morale.

From then on the team went from strength to strength scoring resounding victories over some of the traditionally stronger clubs Northern Districts and North Sydney. Unfortunately, after the Christmas break the team struggled somewhat against weaker opposition to achieve its victories. This was particularly notable considering that the highest score made was 235 against Mosman.

During the season 31 players displayed their talent, and it was good to see all players distinguish themselves over the 14 rounds.

In the batting arena, two players scored over 300 runs. Leading the aggregate was David Patterson who not only proved invaluable as an opening batsman but also continually distinguished himself fielding in the covers region. Even though his highest score was 79 against Fairfield I am sure most players would agree that his 56 runs against Campbelltown was an innings of sheer concentration and skill on a difficult wicket. The other player to score over 300 runs for the season was newcomer to the Manly Club, John Bakewell. The highlight of the season for both John and the 4th grade side was his innings of 192 against Parramatta. It was great to see a fellow left-hander treat the opposition bowling with such disrespect. It was interesting to observe the expression on some players' faces when John was asked to roll his arm over against Gordon in their 2nd innings. To their surprise and not his, he picked up a valuable 5 wicket haul. I believe next season the Manly Club will see John's full potential.

Of the other batsmen, Greg Pierce, who played only half the season kept his best performance for the social game against Warringah Shire Cricket Club where he compiled an excellent century. During the season, however, Greg showed only rare glimpses of how we all expect him to perform. David Gainsford who played the first six games in the 4th grade showed in his innings of 85 against Northern Districts just how an aggressive innings can demoralize the opposition. Russell Murray, Andrew Frazer and David Ford all joined the 4th grade side for a short period. Russell displayed a high level of commitment by scoring a chanceless century against a strong Northern District's bowling attack and consequently retained his role in a higher grade. Andrew Frazer also gave notice that he is too good a player to play 4th grade, and after scoring three successive 50's moved back up to a higher grade. David Ford who played a masterly innings of 83 against North Sydney on a wet track also moved on to bigger things in the higher grades.

Pat Fisher, Mike Weaver and Brad Irvine who all joined us from the 5th grade side all showed a significant level of improvement with each game played. I am sure all players will consolidate their position next year and, provided the application is there, move higher up the ranks. David Knock joined us during the latter part of the season and even though he did not perform up to his best, his enthusiasm in the field was always of a high standard. One disappointment during the season was the performance of Steve "Sack" Glasscock. It was a pity to see such a talented player struggling for runs as we all know just what Steve is capable of. Next season should see Steve back to his ultimate best.

In the bowling department clearly our most penetrating bowler not only with the ball but also his voice was Brad Simpson. Brad was at times unplayable and his 6/27 off 19 overs against Hawkesbury flattered the opposition. It was great to see a bowler always in complete control dictating the game to the batsmen and even though Brad should have been playing higher up the grades, I'm sure he found a successful 1986-87 season was more than rewarding.

Our other strike bowler during the season was young Craig Vale. Even though statistically Craig did not pick up a bag of wickets this was not a true reflection of how he bowled. I feel that once he

shows more aggression in his bowling and uses his head more to "think out" the opposition batsmen, he will prove a real success. I only hope that Craig as he did last year, uses the off-season to develop himself even further.

Of the other bowlers, it was unfortunate to see David Morris breakdown after such a successful start to the season. David's bowling was extremely tight and well-controlled and this should only benefit him in the future. Gary Holmes was another bowler who had a successful start to the season and soon found himself moving up to a higher grade. One bowler who is destined for the top grade is David Gainsford. As a legspinner he seems to generate an unusual amount of spin and bounce for someone relatively quick through the air. My advice to David is to spend as much time as possible with the "Maestro" himself, Tom Spencer.

Fortunately, following the promotion of David Gainsford, the side was privileged to have the services of Tom Spencer. I am sure I speak for all Manly Cricketers when I say that Tom is a true club man who always gives 100% every game. His experience on the field was of great benefit to me as Captain. Tom's bowling this season was, of course, excellent but perhaps this year I should mention his batting. His innings of 66 against Wests were in conjunction with Craig Vale. They compiled a last wicket partnership of 67 which saved the side from total embarrassment and gave us a possible chance of victory. I just hope Tom does not hang up his boots yet, as he still has so much to offer.

It was great to see Mark Kroschell offer his services when time permitted. The "Krow" would have to be one of the most competitive cricketers in Sydney. His never-ending participation in each game was the ultimate inspiration to all team members.

The season produced a real find in the form of Tony "Kookaburra" Rodgers as not only an outstanding wicket-keeper but also as a great team man. Statistics show that Tony accounted for 37 dismissals (30 caught, 7 stumped - a new 4th grade record) with perhaps his stumping off Craig Vale's bowling as one of class and ingenuity. It is pleasing to know that Tony was not only excellent with the gloves but also as a batsman. His innings of 51 against

West's clearly indicated that he values his wicket highly. Something a lot of us seem to forget. Personally I would like to thank Tony for his help and contribution towards making my job as Captain much easier.

As for the Captain, well perhaps the season was reasonably successful in terms of batting, but as for the bowling I probably underbowled myself. This was probably due to the fact that I tended to use bowlers in lengthy spells and give them that opportunity to claim five wickets or more in a match. I feel that this will only aid the individual and the club in the long term. I thoroughly enjoyed the season as captain and hope that the club and fellow team members found my decisions to the benefit of all.

Finally, I would like to thank all those people who contributed towards afternoon teas, "Banjo" Patterson as our most loyal supporter, Ken Knock towards the end of the season for scoring and my wife, Kathy, for allowing me to play each week.

Until next season, Merci et Adieu.

GREG HAYES
Captain

Player	Wickets	Runs	Average
J. Saunders	11	267	17.80
J. Batters	12	257	17.80
A. Statters	10	251	17.80
B. Irvine	10	251	17.80
M. Wastley	10	251	17.80
K. Phipps	10	251	17.80
G. Hockaday	10	251	17.80
A. Scanlon	10	251	17.80
I. Males	10	251	17.80
S. Gow	10	251	17.80
M. Woolley	10	251	17.80
R. Parkinson	10	251	17.80
J. Toffe	10	251	17.80

5TH GRADE RESULTS

Captain - Jim Stewart

Position on Table - 6th (50 points)

Played 14 - Won 1st Inn 7

Drawn 4

Lost 3

BATTING

Player	Inn	N/O	Runs	H/S	100	50	Avg	Ct/St
J. Stewart	12	2	354	104*	1	2	35.40	1
D. Price	8	3	141	54*	-	1	28.20	8
B. Lamb	12	1	258	70	-	1	23.45	8
A. Scanlon	8	-	176	97	-	1	22.00	3
M. Weaver	6	2	88	28	-	-	22.00	5
A. Slattery	9	4	97	40	-	-	19.40	1
A. Wheeler	11	1	173	62	-	1	17.30	2
J. Borzi	11	2	144	34*	-	-	16.00	6
B. Irvine	8	1	111	68	-	1	15.86	1
T. Folsom	13	1	179	63*	-	1	14.92	13/1
G. Hackshall	15	1	194	38	-	-	13.86	8
J. Boyle	8	1	72	22	-	-	10.29	4

Also Batted: K. Pitcher 1-0-69-69, B. Glassock 1-0-96-96,
P. Fisher 3-0-60-51, S. Glassock 2-0-91-68 (Ct 4), T. Spencer
1-1-26-26*, J. Saunders 3-0-38-18, I. Malas 1-0-18-18,
C. Bentley 1-1-17-17* (Ct 1), G. Holmes 1-0-2-2, P. Morris
1-1-7-7*, J. Zofrea 1-1-0-0*, A. Curtayne, M. Woolley,
S. Gow, J. Barnes (Ct 1), S. Parkinson, R. Parkinson also
played but did not bat.

BOWLING

Player	Overs	Maidens	Runs	Wickets	Average
J. Saunders	80.5	11	267	15	17.80
J. Borzi	232	46	712	33	21.58
A. Slattery	94	21	290	13	22.31
B. Irvine	96.5	16	291	10	29.31
M. Weaver	61	14	212	5	42.40

Also Bowled: K. Pitcher 28/7/77/5, G. Holmes 17/3/46/3, J. Stewart
35/8/119/5, G. Hackshall 29/2/122/1, A. Scanlon 16/2/65/2,
D. Morris 25.2/10/52/4, B. Glassock 39/10/87/3, D. Price 17/5/67/2,
S. Gow 19/2/89/3, I. Malas 15/2/68/3, P. Fisher 24/8/46/2,
M. Woolley 16/3/38/3, S. Parkinson 9.5/2/19/2, R. Parkinson
6/1/9/1, J. Zofrea 4/0/29/0.

MATCH RESULTS

- Round 1 MANLY 8 (dec) 201 (Pitcher 69, Fisher 51, Stewart 44 n.o.) beat GORDON 162 (Pitcher 5-77, Holmes 3-46).
- Round 2 MANLY 6/186 (Stewart 104*, Lamb 34) drew PARRAMATTA 8 (dec) 345 (Borzi 3-87, Gow 3-89, Malis 3-89).
- Round 3 MANLY 216 (Price 54*, Slattery 40, Boyle 22) beat CAMPBELLTOWN 193 (Stewart 4-26, Weaver 3-52).
- Round 4 MANLY 6 (dec) 200 (Irvine 68, Stewart 37) lost to NORTHERN DISTRICTS 2/205.
- Round 5 MANLY 145 (Lamb 70) lost to NORTH SYDNEY 3/149.
- Round 6 MANLY 182 (Scanlon 30, Weaver 28) beat PETERSHAM 165 (Borzi 4-28, Morris 4-52, Fisher 2-26).
- Round 7 MANLY 5-143 (Wheeler 43, Slattery 20*) beat FAIRFIELD 138 (Slattery 3-20, Borzi 3-31, Woolley 3-38).
- Round 8 MANLY 280 (B. Glassock 96, Wheeler 62, Hackshall 38) drew SYDNEY UNIVERSITY 8-250 (Slattery 3-39, B. Glassock 3-87).
- Round 9 MANLY 5-102 (Borzi 34*) beat HAWKESBURY 100 (Slattery 5-31).
- Round 10 MANLY 9-262 (Folsom 63*, Stewart 59, Lamb 36) drew PENRITH 295 (Borzi 3-71, Saunders 3-86).
- Round 11 MANLY 9 (dec) 262 (S. Glassock 68, Stewart 50) beat MOSMAN 165 (Saunders 5-50, Borzi 2-34).
- Round 12 MANLY 246 (Scanlon 97, S. Glassock 23, Lamb 22) beat WESTS 166 (Borzi 4-60, Saunders 4-44).
- Round 13 MANLY 0-5 drew BALMAIN 8 (dec) 248 (Irvine 3-69, Saunders 3-87, Borzi 2-63).
- Round 14 MANLY 120(Weaver 22) and 153(Price 31,Wheeler 29)lost to BANKSTOWN 193 (Irvine 4-67,Borzi 3-60) and 4(dec)99 outright.

5TH GRADE REPORT

The 5th grade had a most successful season under the supervision of old timer, Jim Stewart. Only three teams lowered our colours in fourteen games and to finish in sixth position was a marvellous result given the youthful nature of the side.

All the 15-16 year olds who played (Ben Lamb, Garth Hackshall, Adam Wheeler, David Price and Jason Boyle) have excellent futures. I have no doubt they will steadily move up through the grades as they mature and grow physically stronger.

The batting was always solid and steady. We were consistently given good starts by Garth Hackshall and Ben Lamb. Garth has excellent technique; he must concentrate on learning to increase his run rate as his innings develop, and must practice to become as confident against spin as he is against pace. He has the great 'plus' that he is an excellent slips fielder and a useful change spinner. Ben Lamb is equally impressive; as with most batsmen he must work on turning good starts into big innings by developing intensive and sustained concentration.

Adam Wheeler overcame a poor start to show that he, too, has an excellent future. He showed good temperament and a nice range of shots. He, David Price and Jason Boyle all had limited opportunities, caused by the number of good batsmen available. Jason returned to Shires for the last few games to get more batting - I am sure he will do well when he returns. David Price was the youngest in the side and a pleasure to play with. An excellent 50 not out was instrumental in us winning against Campbelltown. He then didn't get enough batting but showed again in the last game what potential he has.

In addition to these promising batsmen, the side had Tony Scanlon, Jim Stewart, Brad Irvine, Mike Wheeler and keeper Trevor Fulson to provide a solid frame-work to the batting line-up. All played useful innings, particularly Tony's 97 against Wests. The tail generally wagged as well, particularly through the flailing bat of John Borzi.

Trevor Fulson is a find for the club as a wicket keeper and, provided he continued to work at his game, he has the capacity to move quickly to the higher grades.

The Bowling had less depth and relied heavily on the great heart and tireless efforts of John Borzi. John bowled with pace and accuracy and his 33 wickets were well deserved. Brad Irvine emerged toward the season's end as a most valuable medium pace swing bowler and he will do well in future years. Andrew Slattery also bowled with great persistence and achieved some good hauls; Michael Weaver also bowled some good spells and showed he can move the ball. Our spin bowling was almost non-existent until John Saunders returned from injury; with fifteen wickets in four games John showed that he will be playing in higher grades in future.

In conclusion, I would like to thank the many parents who supported the team through the year, and particularly Mr. and Mrs. Price who provided superb afternoon teas. Thanks, too, to Don Sellin for scoring whenever he was free. The talent shown in 5th grade this season gives every confidence that the Club will remain strong in future years.

JIM STEWART
Captain

POIDEVIN-GRAY REPORT

Captain - Bruce Minnett
 Manager - Neville Johnston
 Played 5 - Won 2
 Lost 1
 Tie 1
 Drawn 1

Player	Inn	N/O	BATTING		50's	Avge	Ct/St
			Runs	H/S			
B. Minnett	5	1	152	62	2	38.00	2
W. Evans	3	0	92	90	1	30.66	1
R. Fry	5	1	111	57*	1	27.75	5
D. Gainsford	3	1	42	23	0	21.00	2
D. Ford	3	0	58	39	0	19.33	0
J. Bakewell	3	0	51	49	0	17.00	3
R. Bartlett	5	0	66	32	0	13.20	2
G. Evans	3	1	25	17	0	12.50	1
A. Johnston	5	0	50	40	0	10.00	0
S. Barclay	3	2	9	6	0	9.00	1
R. Murray	5	0	43	14	0	8.60	2
G. Holmes	2	1	3	2	0	3.00	2
J. Atherton	2	0	5	5	0	2.50	0

Player	Overs	Maidens	Runs	Wickets	Average
C. Holmes	4	0	23	23	5.75
S. Barclay	52	7	176	16	11.00
W. Evans	32	13	77	6	12.83
B. Minnett	24	8	74	3	24.67
A. Johnston	24	3	107	2	50.50
J. Atherton	25	2	133	2	66.50
Also Bowled: J. Schmidt 5/0/26/0, G. Evans 7/2/18/1, D. Gainsford 1/0/4/0.					

MATCH RESULTS

- Round 1 MANLY 195 (Minnett 62, Ford 39) lost to SUTHERLAND 3/196 (Barclay 2/42).
- Round 2 MANLY 213 (W. Evans 90, Johnston 40) beat N.S.W. UNIVERSITY 102 (W. Evans 4/16, G. Holmes 3/7).
- Round 3 MANLY 7/117 (Fry 57 n.o.) beat RANDWICK 115 (Barclay 6/43 W. Evans 2/21).
- Round 4 WAVERLEY Wash out.
- Round 5 MANLY 5/139 (Minnett 60 n.o. Bakewell 49) and 9/92 (Minnett 27 Gainsford 21) tied with ST GEORGE 3/139 (Barclay 2/20) and 115 (Barclay 5/50, Johnston 2/19).

The 1986-87 Poidevin-Gray side experienced yet another enjoyable and successful series and all team members are to be commended on their performances and team spirit. All the boys were very keen to emulate the success of the previous year's premiership. With some promising newcomers the task of retaining the shield seemed quite achievable.

Our campaign began against the boys from the south - Sutherland. After all the pep talks and "psych up" sessions, we hit the field brim full of confidence only to walk off again rather embarrassed to say the least. We won the toss and that's all we won. Manly batted first and after a shaky start Fry and Minnett began to settle things down. It was not until Dick put one skywards that we began to falter. I'm sure Dick remembers!! Minnett managed a respectable 62 and was very well supported by Dave Ford in his first Poido game scoring 39.

Sutherland batted and after the first ball went for four there was no turning back. The annihilation began and the shorter we bowled, the further they hit it! Scottie Barclay got a couple of early wickets however the run feast continued until they passed our score. The quote of the day came from Dick Fry "All you can do is laugh!" which he did!! Neville put it down to experience, I couldn't believe it and the rest of the boys were shocked.

However, to the team's credit we all bounced back at the expense of University of N.S.W. We did not take a backward step from this match onwards. After winning the toss again, the Manly lads wielded the willow with devastating results. Some fine individual performances were recorded by Gus Johnston who cruised to forty, Ricky Bartlett with a welcome return to form scoring 32. However, the honours with the bat and later the ball belonged to the red-headed wonder Warren Evans, who scored a blistering 90 in less than even time.

After taking the field Warren destroyed them with the ball acquiring the very respectable figures of 4/16 off just nine overs. Gary Holmes joined the ranks in this match and he also was regarded with the very respectable figures of 3/7 off 3 overs. It was surprising to see just how well Gary could catch off his own bowling - he took a one handed screamer to take his third wicket.

We then moved back to Manly Oval to face Randwick - with a win and a loss under our belts. After making a very close inspection of the 'green top!' and the overcast conditions we decided to bowl. Low scores were the order of the day. Scottie Barclay 'bagged' the wickets taking 6/43 off 15 overs. I had to practically rip the bale out of his hands as he wanted to bowl from both ends. G. Holmes' spell of 1/16 off one over is also worthy of note just before lunch.

The batting belonged to Dick Fry who scored a gutsy 57 n.o. on a fiery wicket as wickets tumbled all around him. Chasing 115 we made it more than interesting by losing seven wickets in the process. However, we made it.

Onto the dreaded New Year's Day game and surprise, surprise! We had to play Waverley a year previously to the day we beat them in the final. I think revenge was still on their minds, so they made us drive all the way to Waverley, hangovers and all, in the pouring rain only to confirm the obvious No Play due to rain. Haven't they heard of phones!

Last game of the series was against St. George. Needing a comprehensive win in the match we only managed a tie. St. George began batting very

confidently until lunch, none of the bowlers looked like penetrating. A declaration at lunch gave us the tie with Minnett scoring 60 n.o. and Johnny Bakewell 49. The second innings became a non-event and a tie was the result.

All in all it was a very good series and all players should be congratulated. Other players of note were Russell Murray - because he smiled so much we gave him the opening position. Even so, he did handle himself competently. Jeff Atherton needed a little more fire in his bowling while thanks should be given to Jason Schmidt who came down from Gosford for the first game. We hope he can join the club next year.

In summation, I would especially like to thank Nifty Nev - without his sideline screams and pep talks we would have been lost. No - really thanks Nev! Thanks to Ron Atherton and Donny Dollars for the scoring duties and also thanks to all the ladies who helped with the tea, etc.

Finally congratulations guys on a job well done. It was a pleasure to be the captain of such a talented and enthusiastic bunch. We only just missed out this year. I'm sure you will keep the shield on the north side, by winning the series next year.

Good luck.

BRUCE MINNETT
Captain

A.W. GREEN SHIELD REPORT

Captains - Garth Hackshall, Adam Wheeler
Manager - Ian Lamb
Position on Table - 2nd in Northern Division (30 pts)
Played - 8 - Won 4
 Drawn 3
 Lost 1

BATTING

Player	Inn	N/O	H/S	Runs	Avg	Ct/St
David Price	5	1	66	182	45.50	3
Paul Mulvaney	6	3	32	97	32.33	2
Adam Tranter	5	1	66	99	24.75	1
Steven Lane	5	2	15*	49	16.33	-
Garth Hackshall	9	1	57	120	15.00	4
Sean Parkinson	9	1	31	111	13.88	4
Joshua Barnes	8	-	30	79	9.88	5
Shawn Bradstreet	7	2	19	46	9.20	1
Michael Woolley	4	1	15	25	8.33	3
Adam Wheeler	8	1	31	53	7.57	2
Joshua Kebby	2	-	12	14	7.00	2
Peter Banbury	5	3	4	11	5.50	8
Robert Parkinson	4	-	11	17	4.25	-

BOWLING

Player	Overs	Maidens	Runs	Wickets	Average
Sean Parkinson	74.2	23	163	16	10.19
Steven Lane	10	3	14	1	14.00
Peter Banbury	51.1	16	125	8	15.63
Shawn Bradstreet	83	20	187	11	17.00
Robert Parkinson	54	15	136	8	17.00
Michael Woolley	32	10	102	6	17.00
Joshua Kebby	59	11	184	9	20.44
David Price	6	-	40	-	-

MATCH RESULTS

- Round 1 MANLY 5-135 (Price 66, Hackshall 21) drew MOSMAN 8 (dec) 246 (Kebby 4-83, Banbury 2-50).
- Round 2 MANLY 9-160 (Hackshall 57, Price 39) drew NORTHERN DISTRICTS.
- Round 3 MANLY 78 (S. Parkinson 23) and 1-24 lost to RANDWICK 5 (dec) 141 (Kebby 2-37)

- Round 4 Bye
- Round 5 MANLY 9-124 (Mulvaney 32) beat BALMAIN 123 (Bradstreet 4-32, Banbury 3-18).
- Round 6 MANLY 8-86 (Barnes 30) beat WAVERLEY 82 (Woolley 5-15, Banbury 2-9, S. Parkinson 2-21).
- Round 7 MANLY 9-103 (S. Parkinson 31, Mulvaney 31 n.o.) drew GORDON 162 (S. Parkinson 6-24, R. Parkinson 2-29).
- Round 8 MANLY 3-121 (Tranter 66, Hackshall 26) beat PETERSHAM 120 (S. Parkinson 3-20, R. Parkinson 2-20, Bradstreet 2-25).
- Round 9 MANLY 7 (dec) 175 (Price 64, Wheeler 31, Mulvaney 26) beat NORTH SYDNEY 124 (R. Parkinson 3-20, S. Parkinson 3-31, Kebby 2-29, Bradstreet 2-38).

Thirty competition points left us two short of Gordon and in equal second place with Randwick. At one stage in our drawn game with Gordon we had them 8-98 - How close we came.

For our small band of supporters the series had everything.

Early disappointments - Mosman (with its Manly expatriates) batting on into our time - the part washout with Northern Districts - the unfortunate match against Randwick.

The build up arrived with the thrillers against Balmain and Waverley as we made hard work of chasing small scores - a topsy turvey game with Gordon where we just missed with a KO punch and ended up in a hair-raising rear guard draw.

A big finish with two resounding wins over Petersham and North Sydney. The latter a particularly meritorious effort as we had to bat first on a damp wicket in very humid conditions.

In years to come the writer is sure the members of this team, their manager and their supporters will indulge in many replays and find a great friendship binder from the experience - and isn't that what sport is all about.

An overview of the squad is that we had thirteen very good cricketers consisting of eight seniors and five juniors and, mind you, some of the more memorable passages of play came from the juniors.

Team efforts reflected in the fact that we dismissed the opposition (all ten wickets) on five out of seven occasions with the five being the last five rounds while we were totally dismissed only once out of eight innings.

Further the averages of completed batting partnerships of batsmen one to five averaged 16.84 (697 runs from 39 innings) while partnerships six to ten averaged 15.43 (324 from 21). In short it was our ability to get the opposition out and for our lower order batsman to hold things together that gave us the foundation and the confidence to play winning cricket.

All of our bowlers could work the ball (the quicks and the slows). Not a celebrity amongst them but all very very good. They were supported by fielding that was probably more keen than brilliant, good wicket keeping, good captaincy and above all, fieldsmen that held a very high proportion of catches given.

Rather than a few words about the batsmen and the bowlers, the writer would rather remember the cricketers (its alphabetical).

Peter Banbury, slow left arm bowler. Efforts at Drummoyne and Waverley (Grahams is a slowies grave yard, Peter) started the team's build-up and he took some ripper catches - a junior.

Joshua Barnes opening bat and wicket keeper. His 30 at Waverley set up the win, some top catches behind the stumps.

Shawn Bradstreet medium swing bowler. Wickets at Drummoyne and North Sydney and he is handier with the bat than a lot of people think as he showed against Randwick - a junior.

Garth Hackshall joint captain and the number three batsman. A great wet wicket innings against Northern Districts and astute captaining in some close games.

Joshua Kebby left arm medium fast bowler. Top potential who has the ability to get good batsmen out, every good team needs a Josh.

Steven Lane an allrounder. Fine bowling at Drummoyne when the game was slipping and a heartstopping matching fifteen not out against Waverley - a junior.

Paul Mulvaney wicketkeeper batsman. Will eventually keep wickets for Manly first grade. No stylist as a batsman but one cool customer. His inning against Balmain in particular and other innings against Waverley, Gordon and North Sydney are clearly etched on the coach's brow - a junior.

Robert Parkinson right arm inswing. The big improver who gained yards through the series. He crushed North Sydney in the final round and who could forget his fine innings against Balmain.

Sean Parkinson the allrounder. Winner of our player of the series award. A true cricketer. Rarely failed as an opening bat and his accurate outswingers gave him the bowling award. His innings against Randwick and Gordon come to mind as does his bowling against Gordon. Ask the Gordon coach what he thinks of Sean.

David Price righthand batsman. Winner of the batting award who unfortunately missed three games with the best shiner you will ever see. Top innings against Mosman and Northern Districts come to mind but nothing to equal his knock at North Sydney.

Adam Tranter righthand batsman. When given his chance he really showed his skill with a gem of an innings against Petersham and his grit on a wet North Sydney wicket. An early order batsman with skill and grit. He must go a long way - a junior.

Adam Wheeler joint captain and the number four batsman. An inning at North Sydney turned the game around. Some astute captaining always meant we chased low scores. A great knowledge of the game.

Michael Woolley righthand fast bowler. His own man as good as he wants to be when he decides to be. Ripped Waverley apart in one spell.

Collectively the boys were a close knit cheerful bunch not given to sledging and bad sportsmanship that manifests itself with some of the Green Shield teams. Mind you they were not given to turning the other cheek and invariably settled their scores on the field though we have an unfinished job to do with Northern Districts.

We had some most appreciative supporters who the writer is sure thoroughly enjoyed the series - they watched thirteen goers give it their best shot - would you have it any other way - and all of this without any politics.

Thank you John Mulvaney for the scorebook and thank you parents for your support. Our team was one of the best balanced the writer has been associated with and much more skilful than a lot of people realise. it will be interesting to watch their progress through senior cricket.

IAN LAMB
Manager

ALTO FORD "PLAYERS PLAYER" OF THE YEAR

This competition was initiated in the 1984-85 season and kindly sponsored by Alto Ford, Gordon.

From First Grade through to Fifth Grade the players voted on a 3-2-1 basis each game, for the player considered to have contributed most to the team's performance in that Grade. The Alto Ford Trophy is a perpetual one and was won this season by Warren Evans, capping off a great season for him in his initial season in grade cricket.

Final tallies of the leading pointscorers were:

<u>Points</u>	<u>Player</u>
24	W. Evans
19	J. Borzi
15	K. Mackay
13	R. Drury
	B. Minnett
12	B. Simpson
	M. Kroschell
11	R. Murray
	R. Bartlett
	J. McPherson
	L. Pedrola

FUND RAISING NIGHT DONORS

Our sincere thanks go to the following, who kindly donated prizes to our "Gambling Night". Without their help it would be impossible to make these nights as successful and enjoyable as they have proved in recent years:

Carlton and United Breweries
 Guy's Menswear (Mona Vale)
 Northcards (Warriewood Square)
 Pittwater Pharmacy (Mona Vale)
 The Sound Connection (Warriewood Square)
 Shape (Warriewood Square)
 Peninsular Florist (Warriewood Square)
 Flirtation Fashion Jewellery (Warriewood Square)
 Ron Gili (Warriewood Square)
 Harold and Dulcie Pierce
 John and Helen Minnett
 Sam and Ros Mesite
 Banjo Patterson
 Jim Stewart
 Bob Tuckerman
 Phil Marks
 Ros Drury
 Greg Bush
 John Borzi

STATISTICAL NOTES

Tom Spencer is now the 4th highest wicket taker in the history of the club with 608 wickets.

Jeff McPherson is now the 9th highest wicket taker in the history of the club with 476 wickets.

Sam Mesite is now the 7th highest run scorer in the history of the club with 6155 runs.

John Bakewell's innings of 192 against Parramatta was the 5th highest in the history of the club, the 2nd highest in 4th grade and the highest in any grade for 33 seasons.

Tony Rodgers broke the 4th grade wicketkeeping record with 37 dismissals (30 caught, 7 stumped).

Brian Bilton equalled the 3rd grade wicketkeeping record with 38 dismissals (34 caught, 4 stumped).

John Borzi's hat-trick against Parramatta was the first ever in 5th grade.

The following career milestones were passed by Manly batsmen in the 1986-87 season:

Sam Mesite	- 6000 runs
David Patterson	- 2000 runs
Richard Fry	- 2000 runs
David Ford	- 1000 runs
Russell Murray	- 1000 runs
Brod Livett	- 1000 runs
Jeff McPherson	- 1000 runs

The following career milestones were passed by Manly bowlers in the 1986-87 season:

Tom Spencer	- 600 wickets
Jeff McPherson	- 450 wickets
Gavin Fletcher	- 250 wickets

Brod Livett	- 200 wickets
Mark Kroschell	- 150 wickets
Kerry Mackay	- 100 wickets
Lee Pedrola	- 100 wickets
Brad Simpson	- 100 wickets

CAREER RECORDS OF

Player	Inn	N/O	Runs	H/S	100	50	Avg	Overs	Mdn	Runs	Wkts	Avg
J. Atherton	40	15	112	34	-	-	4.48	826.4	208	2242	99	22.66
J. Bakewell	18	3	448	192	1	-	29.86	15	2	64	5	12.80
S. Barclay	9	3	67	22	-	-	11.17	144	18	540	19	28.42
J. Barnes	-	-	-	-	-	-	-	-	-	-	-	-
R. Bartlett	15	-	347	84	-	3	23.13	-	-	-	-	-
C. Bentley	1	1	17	17*	-	-	-	-	-	-	-	-
B. Bilton	51	14	678	65	-	3	18.32	2	-	4	-	-
J. Borzi	20	4	195	34*	-	-	12.19	400.5	74	1243	59	21.07
J. Boyle	8	1	72	22	-	-	10.29	-	-	-	-	-
G. Bush	30	2	863	102	3	3	30.82	1	-	12	-	-
S. Cole	1	-	7	7	-	-	7.00	10.5	4	18	1	18.00
A. Curtayne	-	-	-	-	-	-	-	-	-	-	-	-
R. Drury	16	2	532	123	1	2	38.00	4	-	21	-	-
M. Dunn	14	4	199	41	-	-	19.90	83	12	235	9	26.11
G. Evans	41	10	364	45	-	-	11.74	689.1	161	2083	79	26.37
W. Evans	12	3	337	70	-	3	37.44	287.1	67	735	46	15.98
P. Fisher	22	3	269	51	-	1	14.16	93	19	247	9	27.44
G. Fletcher	87	37	642	48*	-	-	12.84	1799.2	466	4646	256	18.15
G. Flowers	250	16	4796	123	1	23	20.50	107	14	431	11	39.18
T. Folsom	13	1	179	63*	-	1	14.92	-	-	-	-	-
D. Ford	46	8	1157	83	-	7	30.45	3	-	21	-	-
G. Franks	7	3	50	16	-	-	12.50	-	-	-	-	-
A. Frazer	132	23	2425	101*	1	14	22.25	131.2	16	448	30	14.93
R. Fry	82	16	2005	122	2	9	30.38	6	2	26	2	13.00
D. Gainsford	20	1	453	85	-	3	23.84	211.7	43	675	27	25.00
B. Glassock	1	-	96	96	-	1	96.00	39	10	87	3	29.00
S. Glassock	75	7	1762	108	1	13	25.91	353.1	89	879	40	21.98
J. Glendenen	6	-	70	34	-	-	11.67	-	-	-	-	-
S. Gow	-	-	-	-	-	-	-	19	2	89	3	29.67
G. Hackshall	15	1	194	38	-	-	13.86	29	2	122	1	122.00
G. Hayes	69	17	957	61	-	1	18.40	544	115	1662	84	19.79
G. Hill	253	31	6204	134*	5	19	27.95	57.1	5	286	12	23.83
G. Holmes	15	4	31	6	-	-	2.82	268	86	613	27	22.70
C. Hughes	8	3	21	7	-	-	4.20	248.5	51	701	20	35.05
B. Irvine	11	3	173	68	-	1	21.63	96.5	16	291	10	29.10
P. Jarvis	5	2	66	40*	-	-	22.00	102	22	272	12	22.67
N. Johnson	125	23	818	37	-	-	8.02	2059.5	564	5328	246	21.66
S. Johnson	102	8	2226	129	2	10	23.68	1	-	6	-	-
A. Johnston	49	10	914	97*	-	6	23.44	335.4	77	980	30	32.67

CURRENT PLAYERS (adjusted to included previously unrecorded 5th grade details)

Player	Inn	N/O	Runs	H/S	100	50	Avgc	Overs	Mdn	Runs	Wkts	Avgc
D. Knock	99	5	1906	122	3	6	20.28	15	6	43	3	14.33
M. Kroschell	131	23	1729	97	-	6	16.01	1433.2	313	4130	164	25.18
B. Lamb	13	1	273	70	-	1	22.75	-	-	-	-	-
D. Lawrence	3	-	65	33	-	-	21.67	37	9	124	2	62.00
B. Livett	88	18	1036	62	-	-	14.80	1411.3	279	4394	205	21.43
J. McPherson	157	47	1124	69	-	1	10.22	2639.2	512	8579	476	18.02
K. Mackay	38	11	787	85*	-	2	29.15	946.2	221	2166	114	19.00
I. Malas	1	-	18	18	-	-	18.00	15	2	68	3	22.67
P. Marks	123	12	3381	120	5	21	30.46	1155.4	277	3253	147	22.13
S. Mesite	296	22	6155	110	6	28	22.46	56	3	303	10	30.30
D. Milligan	46	15	351	35*	-	-	11.32	1041.5	190	3387	142	23.85
B. Minnett	68	13	1700	100*	1	10	30.91	9	2	41	-	-
D. Morris	13	5	56	9	-	-	7.00	249.2	89	906	46	19.70
R. Murray	54	10	1197	135	2	4	27.20	1.2	-	7	-	-
R. Parkinson	-	-	-	-	-	-	-	6	1	9	1	9.00
S. Parkinson	-	-	-	-	-	-	-	9.5	2	19	2	9.50
D. Patterson	105	9	2127	107	1	12	22.16	10	-	38	2	19.00
L. Pedrola	116	18	2363	141	2	11	24.11	976.4	227	2745	108	25.42
G. Pierce	130	8	2490	105	2	13	20.41	73	11	196	6	32.67
K. Pitcher	158	18	2608	114	1	10	18.43	1031.3	270	2830	154	18.38
D. Price	8	3	141	54*	-	1	28.20	17	5	67	2	33.50
W. Redmond	29	2	587	83	-	3	21.74	-	-	-	-	-
T. Rodgers	15	1	279	51	-	1	19.93	-	-	-	-	-
J. Saunders	39	12	427	48	-	-	15.81	465.3	73	1880	73	25.75
A. Scanlon	48	3	964	115	1	2	21.42	59.2	10	178	7	25.43
R. Scott	7	-	127	48	-	-	18.14	15	-	52	1	52.00
B. Simpson	40	9	425	42	-	-	13.71	863.2	204	2326	109	21.34
A. Slattery	9	4	97	40	-	-	19.40	94	21	290	13	22.31
T. Spencer	269	76	2347	66	-	2	12.16	3654.4	725	1792	608	19.39
J. Stewart	201	32	4944	153	4	28	29.25	191.3	32	719	33	21.79
C. Stone	7	3	65	25	-	-	16.25	191	36	581	23	25.26
N. Tuckerman	119	6	2974	141	2	10	26.32	149.4	14	601	18	33.38
F. Turner	202	14	4521	105	1	23	24.05	52	4	268	12	22.33
C. Vale	23	10	165	36*	-	-	12.69	487.1	110	1414	52	27.19
M. Weaver	12	4	220	57	-	1	27.50	61	14	212	5	42.40
A. Wheeler	23	3	268	62	-	1	13.40	1	-	8	-	-
G. Wilks	176	22	3641	100*	1	21	23.64	41	5	141	7	20.14
M. Woolley	-	-	-	-	-	-	-	16	3	38	3	12.67
J. Zofrea	1	1	0	0*	-	-	-	4	-	29	-	-

CONSOLIDATED GRADE

Player	Inn	N/O	Run	H/S	100	50	Ave	Ct/ St	Overs	Mdn	Run	Wk	Avge
J. Atherton	8	2	6	5	-	-	1.00	4	238.2	63	523	33	15.85
J. Bakewell	18	3	448	192	1	-	29.86	2	15	2	64	5	12.80
S. Barclay	9	3	67	22	-	-	11.17	4	144	18	540	19	28.42
J. Barnes	-	-	-	-	-	-	-	1	-	-	-	-	-
R. Bartlett	15	-	347	84	-	3	23.13	10	-	-	-	-	-
C. Bentley	1	1	17	17*	-	-	-	1	-	-	-	-	-
B. Bilton	14	2	191	63	-	1	15.92	34/4	-	-	-	-	-
J. Borzi	11	2	144	34*	-	-	16.00	6	232	46	712	33	21.58
J. Boyle	8	1	72	22	-	-	10.29	4	-	-	-	-	-
G. Bush	16	1	410	102	2	1	27.33	6	1	-	12	-	-
S. Cole	1	-	7	7	-	-	7.00	-	10.5	4	18	1	18.00
A. Curtayne	-	-	-	-	-	-	-	-	-	-	-	-	-
R. Drury	16	2	532	123	1	2	38.00	6	4	-	21	-	-
M. Dunn	14	4	199	41	-	-	19.90	5	83	12	235	9	26.11
G. Evans	13	3	106	27*	-	-	10.60	4	196.3	69	482	23	20.96
W. Evans	12	3	337	70	-	3	37.44	1	281.1	67	735	46	15.98
P. Fisher	15	1	183	51	-	1	13.07	7	37	9	87	5	17.40
G. Fletcher	5	3	10	7*	-	-	5.00	3	260.5	63	755	29	26.03
G. Flowers	15	3	307	55	-	2	25.58	12	8	-	45	1	45.00
T. Folsom	13	1	179	63*	-	1	14.92	14/1	-	-	-	-	-
D. Ford	12	3	415	83	-	3	46.11	7	-	-	-	-	-
G. Franks	7	3	50	16	-	-	12.50	15/0	-	-	-	-	-
A. Frazer	15	4	405	69*	-	5	36.82	9	12	2	38	-	-
R. Fry	17	3	521	122	1	2	37.21	16/0	-	-	-	-	-
D. Gainsford	15	1	266	85	-	2	19.00	6	138.4	32	391	13	30.08
B. Glassock	1	-	96	96	-	1	96.00	-	39	10	87	3	29.00
S. Glassock	16	2	237	68	-	2	16.93	7	1	-	3	-	-
J. Glendenen	6	-	70	34	-	-	11.67	2	-	-	-	-	-
S. Gow	-	-	-	-	-	-	-	-	19	2	89	3	29.67
G. Hackshall	15	1	194	38	-	-	13.86	8	29	2	122	1	122.00
G. Hayes	10	4	218	42	-	-	36.33	8	86.4	25	231	9	25.67
G. Hill	13	1	388	63	-	3	32.33	6	10	2	50	1	50.00
G. Holmes	8	3	12	6	-	-	2.40	2	187	66	385	25	15.40
C. Hughes	8	3	21	7	-	-	4.20	2	248.5	51	701	20	35.05
B. Irvine	11	3	173	68	-	1	21.63	3	96.5	16	291	10	29.10
P. Jarvis	5	2	66	40*	-	-	22.00	2	102	22	272	12	22.67
N. Johnson	11	2	74	37	-	-	8.22	4	228.5	59	681	23	29.61
S. Johnson	1	-	1	1	-	-	1.00	3	-	-	-	-	-
A. Johnston	17	5	415	97*	-	3	34.58	8	72	17	221	3	73.67

	Inn	N/O	Run	H/S	100	50	Ave	Ct/ St	Overs	Mdn	Run	Wk	Avgc
ell	15	-	147	40	-	-	9.80	7	-	-	-	-	-
	5	1	219	70	-	3	54.75	2	130	58	185	15	12.33
	13	1	273	70	-	1	22.75	8	-	-	-	-	-
ce	3	-	65	33	-	-	21.67	1	37	9	124	2	62.00
	12	4	69	14	-	-	8.63	3	187	35	638	19	33.58
son	13	3	213	69	-	1	21.30	3	284	62	796	28	28.43
	11	1	159	42	-	-	15.90	9	339.2	97	894	42	21.29
	1	-	18	18	-	-	18.00	-	15	2	68	3	22.67
	14	2	294	120	1	-	24.50	8	121.3	29	376	12	31.33
	16	-	568	88	-	5	35.50	4	7	-	54	2	27.00
an	3	2	45	21*	-	-	45.00	1	115.5	27	325	18	18.06
t	15	6	351	62	-	3	39.00	10	-	-	-	-	-
	3	1	14	7*	-	-	7.00	1	129.1	39	330	18	18.33
	17	2	467	135	1	1	31.33	1	-	-	-	-	-
son	-	-	-	-	-	-	-	-	6	1	9	1	9.00
son	-	-	-	-	-	-	-	-	9.5	2	19	2	9.50
son	16	-	373	79	-	3	23.19	4	-	-	-	-	-
a	17	-	319	85	-	2	18.76	7	133	32	389	15	25.93
	9	-	215	51	-	1	23.89	5	-	-	-	-	-
r	11	-	349	69	-	3	31.73	6	68	18	162	13	12.46
	8	3	141	54*	-	1	28.20	8	17	5	67	2	33.50
d	11	1	245	66	-	2	24.50	9	-	-	-	-	-
s	15	1	279	51	-	1	19.93	31/7	-	-	-	-	-
rs	3	-	38	18	-	-	12.67	-	80.5	11	267	15	17.80
n	11	-	200	97	-	1	18.18	4	16	2	65	2	32.50
	7	-	127	48	-	-	18.14	3	15	-	52	1	52.00
n	7	1	91	29	-	-	15.17	-	238	64	590	35	16.86
ry	9	4	97	40	-	-	19.40	1	94	21	290	13	22.31
r	6	1	153	66	-	1	30.60	5	140.4	31	370	17	21.76
t	12	2	354	104*	1	2	35.40	1	35	8	119	5	23.80
	7	3	65	25	-	-	16.25	2	191	36	581	23	25.26
man	16	-	560	141	2	1	35.00	9	-	-	-	-	-
	1	-	0	0	-	-	0.00	-	-	-	-	-	-
	11	4	127	36*	-	-	18.14	12	190	48	500	15	33.33
	12	4	220	57	-	1	27.50	6	61	14	212	5	42.40
r	11	1	173	62	-	1	17.30	2	-	-	-	-	-
	8	-	149	35	-	-	18.63	10/0	-	-	-	-	-
y	-	-	-	-	-	-	-	-	16	3	38	3	12.67
	1	1	0	0*	-	-	-	-	4	-	29	-	-

CLUB RECORDS - COMPETITION MATCHES

FIRST GRADE

Highest Individual Score	G. Beard	187	1975/76
Highest Season's Aggregate	J.W. Burke	899	1968/69
Highest Season's Average	J.W. Burke	80.75	1947/48
Most Wickets in Season	J.A. Randall	78	1909/10
Best Bowling Average	J.W. Burke	6.13	1952/53
Most Dismissals by a Wicket Keeper	M. Cox	46 (44Ct,2St)	1984/85

SECOND GRADE

Highest Individual Score	F. Ridge	252*	1897/98
Highest Season's Aggregate	D. Gee	843	1904/05
Highest Season's Average	H. Williams	70.00	1913/14
Most Wickets in Season	J.A. Randall	88	1904/05
Best Bowling Average	R.R. Walton	6.54	1972/73
Most Dismissals by a Wicket Keeper	R. Holmes	38 (31Ct,7St)	1972/73

THIRD GRADE

Highest Individual Score	G. Lowe	210*	1930/31
Highest Season's Aggregate	G. Lowe	973	1930/31
Highest Season's Average	R. Farnell	84.33	1920/21
Most Wickets in Season	F. Brand	79	1922/23
Best Bowling Average	F. Lawler	5.81	1899/1900
Most Dismissals by a Wicket Keeper	R. Holmes	38 (32Ct,6St)	1979/80
	B. Bilton	(34Ct,4St)	1986/87

FOURTH GRADE

Highest Individual Score	J. Gurd	202	1953/54
Highest Season's Aggregate	R. Webb	494	1984/85
Highest Season's Average	D. Patterson	62.80	1982/83
Most Wickets in Season	W. Bassett	97	1936/37
Best Bowling Average	P. Jenkins	5.81	1958/59
Most Dismissals by a Wicket Keeper	T. Rodgers	37 (30Ct,7St)	1986/87

FIFTH GRADE

Highest Individual Score	J. Stewart	153	1984/85
Highest Season's Aggregate	J. Stewart	694	1981/82
Highest Season's Average	A. Brenner	61.00	1982/83
Most Wickets in Season	J. Maher	55	1981/82
Best Bowling Average	R. Green	8.69	1972/73
Most Dismissals by a Wicket Keeper	A. Brenner	25 (17Ct,8St)	1981/82

POIDEVIN-GRAY SHIELD

Highest Individual Score	T. Parsonage	178	1930/31
Highest Season's Aggregate	W. Athey	465	1977/78
Highest Season's Average	I. Howell	198.00	1965/66
Most Wickets in Season	P. Philpott	38	1950/51
Best Bowling Average	G. Morrow	7.20	1947/48

A.W. GREEN SHIELD

Highest Individual Score	N. Coltman	147	1964/65
Highest Season's Aggregate	R. Fry	399	1982/83
Highest Season's Average	R. Bright	141.00	1951/52
Most Wickets in Season	J. Barnes	41	1956/57
Best Bowling Average	D. Hanlin	5.68	1944/45

BEST PERFORMANCES LAST TEN YEARS

FIRST GRADE

Highest Score	G. Beard	151	1977/78
Highest Aggregate	P. Marks	675	1982/83
Highest Average	G. Beard	54.13	1977/78
Most Wickets	K. Mackay	50	1984/85
Best Bowling Average	M. Kroschel	10.78	1982/83
Most Dismissals by a Wicketkeeper	M. Cox	46 (44Ct, 2St)	1984/85

SECOND GRADE

Highest Score	I. Howell	178	1981/82
Highest Aggregate	S. Mesite	568	1986/87
Highest Average	I. Howell	54.28	1981/82
Most Wickets	J. Maher	42	1983/84
Best Bowling Average	D. Rosa	7.73	1981/82
Most Dismissals by a Wicketkeeper	R. Weekes	22 (21Ct, 1St)	1984/85

THIRD GRADE

Highest Score	P. Jesser	170	1979/80
Highest Aggregate	P. Jesser	444	1979/80
Highest Average	G. Pierce	67.66	1983/84
Most Wickets	W. Evans	46	1986/87
Best Bowling Average	S. Byers	9.38	1977/78
Most Dismissals by a Wicketkeeper	R. Holmes	38 (32Ct, 6St)	1979/80
	B. Bilton	38 (34Ct, 4St)	1986/87

FOURTH GRADE

Highest Score	J. Bakewell	192	1986/87
Highest Aggregate	R. Webb	494	1984/85
Highest Average	D. Patterson	62.80	1982/83
Most Wickets	T. Spencer	53	1982/83
Best Bowling Average	B. Livett	9.17	1980/81
Most Dismissals by a Wicketkeeper	T. Rodgers	37 (30Ct, 7St)	1986/87

FIFTH GRADE

Highest Score	J. Stewart	153	1984/85
Highest Aggregate	J. Stewart	694	1981/82
Highest Average	A. Brenner	61.00	1982/83
Most Wickets	J. Maher	55	1981/82
Best Bowling Average	R. Greening	12.41	1981/82
Most Dismissals by a Wicketkeeper	A. Brenner	25 (Ct17,St8)	1981/82

POIDEVIN-GRAY SHIELD

Highest Score	W. Athey	133	1977/78
Highest Aggregate	W. Athey	465	1977/78
Highest Average	W. Athey	66.43	1977/78
Most Wickets	G. Fletcher	18	1983/84
Best Bowling Average	S. Barclay	8.44	1985/86
Most Dismissals by a Wicketkeeper	M. Byers	15 (15Ct,0St)	1977/78

A.W. GREEN SHIELD

Highest Score	D. Abbey	144	1977/78
Highest Aggregate	R. Fry	399	1982/83
Highest Average	M. Richards	125.00	1981/82
Most Wickets	J. Gavagna	31	1980/81
Best Bowling Average	S. Parkinson	10.19	1986/87
Most Dismissals by a Wicketkeeper	B. Meredith	16 (8Ct,8St)	1981/82



Bush

Pierce

Johnston

Spencer

Pedrola



Carlton
One of the world's
great brewers.

Sponsor of the Senior
Player of The Year

**Weight & Co.
Nationwide Reality**

Phone: 451 4511

500 Warringah Road (Cnr. Rabbett St.), Frenchs Forest

MIKE PAWLEY SPORTS

SUPPORTS

**MANLY WARRINGAH DISTRICT
CRICKET CLUB**

5 Redman Road, Dee Why

Phone 982 2096


H A R B O U R F O R D

THE FRIENDLY PEOPLE

FOR ALL YOUR FORD REQUIREMENTS

{ AL. BUR. } E.P.P.
L.C.
M.C.
P.H.
ROSIE.
STADT

- * NEW LASER
- * NEW METEOR
- * NEW TELSTAR
- * NEW FALCON
- * NEW FAIRLANE
- * NEW LIGHT TRUCK
- * GUARANTEED PRE-OWNED CAR
- * GENUINE FORD SPARE PARTS
- * GENUINE FORD SERVICE



FREE

WITH ALL NEW CARS

TO ALL CRICKET CLUB MEMBERS:

- * ENDRUST
- * ARMAGLAZE
- * FABRIC PROTECTION



H A R B O U R F O R D

184 CONDAMINE STREET
BALGOWLAH

949-4311

PROUD SPONSORS OF MANLY CRICKET CLUB