


***Manly Warringah
District Cricket Club
Incorporated***

FOUNDED 1878

**117TH ANNUAL REPORT
& BALANCE SHEET**

SEASON 1994-95



MANLY-WARRINGAH DISTRICT CRICKET CLUB INCORPORATED

PLAYING GROUNDS - MANLY OVAL, GRAHAM RESERVE

NOTICE IS HEREBY GIVEN THAT THE ONE HUNDRED AND SEVENTEETH ANNUAL GENERAL MEETING OF THE MANLY-WARRINGAH DISTRICT CRICKET CLUB INCORPORATED WILL BE HELD AT THE HARBORD DIGGERS MEMORIAL CLUB LTD, EVANS STREET, HARBORD ON WEDNESDAY, 5TH JULY 1995 AT 7.30 PM.

- 1 To receive the Annual Report and Honorary Treasurer's Statement.
- 2 Election of office bearers and general committee as follows:-

President*, Deputy President*, Honorary Secretary*, Honorary Assistant Secretary*, Honorary Treasurer*, General Committee (5), (Nominations for positions marked * must be lodged with Honorary Secretary by 7.30 pm).
- 3 Election of delegates to the Sydney Cricket Association (2).
- 4 Election of Patron.
- 5 To transact any business that may be brought forward in conformity with the constitution of the Club.

Bob Brenner
Honorary Secretary
56 Earl Street
BEACON HILL NSW 2100
Phone: 451 4303

You are cordially invited to attend the meeting.

Kindly bring this report with you.

Only financial members are eligible to vote.

OFFICE BEARERS

PATRONS

Tony Abbott

Brian Hamer

PRESIDENT

G M Flowers

DEPUTY PRESIDENT

A J Fraser

HON. SECRETARY

R Brenner

ASSISTANT HON. SECRETARY

G Currie

HON. TREASURER

G Rogers

CRICKET MANAGER

C Kelaart

GENERAL COMMITTEE

J Borzi

A Scanlon

M Ridley

P Procopis

SELECTION COMMITTEE

F Turner (Chairperson), R Alexander, G Hill, A Pitcher, J Borzi

DELEGATES TO SYDNEY CRICKET ASSOCIATION

R Brenner, M Ridley, A Scanlon

HONORARY LIFE MEMBERS

T Brooks OAM
J G Stephenson
S Mesite

W S Mitchell
B Rothwell
G Hill

P I Philpott
J Stewart
M Pawley

T P Spencer
G Flowers
G Fletcher

HONORARY LIFE MEMBERS (DECEASED)

B Adrian
C B Cochrane
C K Hayman
G H Lowe
J F Hodgson

A Anderson
B C Cook
W Hoy
C Searle
M Hayman

J W Burke
H M Dunlop
C A Laurence
L A Soman

L W Gwynne
C H Hayes
R A Oxlade
R H Pitt

HONORARY AUDITOR

I J Lamb

VICE PRESIDENTS

Joyce Anderson
F Byers
H Elliot
F Gray
T Hart
Lynne Spencer
P Stephenson
Joan Thorburn
K Fitzpatrick
T Lee
B Tuckerman

L Carter
B Kinsey
E Robinson
D Sellin
S G Sismey
J Weight
A M Turner
R Rickey
G Kroschel
F Turner

I Barnes
H Frazer
R Heath
I McDonald
M Pawley
D S Sainsbury
P A Trim
B Strudwick
E Patterson
P Couvret

K C Gulliver
B Loudon
J Howell
L Pearce
W Height
R Holmes
A Payne
D Baxter
H Fraser
J Evans

ADMINISTRATION

THE LAST TEN YEARS

	<u>PRESIDENT</u>	<u>HON SECRETARY</u>	<u>HON TREASURER</u>
1985-86	J Stewart	N Johnston	D Milligan
1986-87	J Stewart	N Johnston	R Atherton
1987-88	J Stewart	I Lamb	R Atherton
1988-89	J Stewart	I Lamb	R Atherton
1989-90	J Stewart	I Lamb	L Banbury
1990-91	J Stewart	I Lamb	L Banbury
1991-92	G Flowers	I Lamb	G Rogers
1992-93	G Flowers	R Brenner	G Rogers
1993-94	G Flowers	R Brenner	G Rogers
1994-95	G Flowers	R Brenner	G Rogers

LIST OF NON-PLAYING MEMBERS

B Brenner	G Flowers	G Currie	B Lind
M Ridley	C Kelaart	J Turmanis	J Lannen
D Hickson	T Glassock	B Clemow (Snr)	D Fletcher
E Patterson	R Holmes	W Weight OBE	K Turner
L Blank	P Mudge	D Sellin	T Hart
T Lee	P Couvret	L P Carter	H Fraser
T Brooks	J Stewart	S Mesite	G Hill
M Pawley	B Rothwell	J G Stephenson	T Spencer
B Houston	B A Burns	J Pitcher	K Fitzpatrick
G Pamp	H Maidment	C Price	E Cranney
J Evans			

DONATIONS

Ald J Thorburn	J Lannen	I Lamb	B Wilson
----------------	----------	--------	----------

CLUB PERFORMANCES

	<u>CLUB</u> <u>CHAMPIONSHIP</u>	<u>1ST</u>	<u>2ND</u>	<u>3RD</u>	<u>4TH</u>	<u>5TH</u>
1985-86	17	18	14	9	9	13
1986-87	7	6	20	6	5	6
1987-88	2	13	4	1	7	10
1988-89	1	1	3	2	4	2
1989-90	2	7	1	2	11	3
1990-91	15	16	5	15	17	15
1991-92	8	5	5	7	13	9
1992-93	10	2	13	3	19	15
1993-94	11	18	12	7	3	9
1994-95	10	7	4	16	7	13

PREMIERSHIPS

CLUB CHAMPIONSHIP

1976-77
1988-89

1ST GRADE

1949-50
1957-58
1973-74
1988-89

2ND GRADE

1904-05
1989-90

3RD GRADE

1902-03
1920-21
1958-59
1969-70
1974-75
1987-88

4TH GRADE

1972-73

5TH GRADE

POIDEVIN GRAY SHIELD

1949-50
1955-56=
1968-69
1977-78
1985-86

A W GREEN SHIELD

1941-42
1942-43
1944-45
1952-53=
1953-54
1959-60
1991-92

LADIES

1982-83=
(Reserve Grade)

PRESIDENT'S REPORT

In a departure from the usual script, this report will deal briefly with last season's performance and then focus on a number of current issues facing grade cricket in general and the direction our Club proposes to take in an effort to address those issues.

The overall performance in the 1994/95 season was encouraging and a vast improvement on the previous season. Bob Brenner, the honorary secretary, as well as various captains have outlined in their reports the highlights of each team's season with the statistic and match summaries also detailing the achievements of individual players. To each of the teams and their players go my personal congratulations on their performances.

In looking at the performances, it would be remiss of me not to make specific mention of some individual contributions. Rowley Alexander in his initial season as First Grade Captain was an outstanding success and clearly contributed to the team's overall improved performance. In inheriting what can only be described as a "difficult" job, Rowley immediately gained the confidence and respect of his team which resulted in him receiving 100% player support.

A further key factor in the improvement of the Club's performance was the contribution of the Club Coach, Steve Whitfield. Immediate on his appointment, Steve set about imposing a set of standards as well as having players establish individual goals for their performance. Steve devoted most of his time to the development of junior players with this no doubt reaping rewards in the years to come. It is pleasing to see that Steve has accepted reappointment for the 1995/96 season, being able to continue on with the groundwork laid last year.

Well what are the major issues facing our Club and how do we intend to deal with them.

1. **Grounds & Facilities**

At present, the cost of preparing two fields for cricket during the season and of providing practice facilities is in the order of \$75,000.00. 90% of this cost is met by council.

To an increasing extent, aldermen and administrators are questioning why cricket should be subsidised to this extent by the local community.

At the present time, the New South Wales Cricket Association provides clubs limited assistance in dealing with local government.

The Club's administration is acutely aware that in order to succeed and to develop the potential of our players, first rate match and practice facilities must be provided. As a Club we have approached this issue as follows:-

- ◆ As a member of Manly Oval Trust Inc. we have taken over direct responsibility for the administration of Manly Oval. To this end, RTS Pty Ltd have been contracted to provide first rate facilities at Manly Oval.

- ◆ We as a Club have taken over responsibility for the provision of our own practice facilities with RTS Pty Ltd being contracted to provide these at Manly Oval from the 1995/96 season.
- ◆ We have arranged for RTS Pty Ltd to contract directly with Manly Council for the preparation and maintenance of the wicket square at Grahams Reserve.
- ◆ We are actively pursuing the availability of a third ground. This currently involves the possibility of a new turf facility at Weldon Reserve.

With these arrangements in place, the Club's administration is confident that both practice and match facilities will be as good as any in the Sydney metropolitan area. All members of the Club however, need to be aware that the provision of these facilities comes at a significant cost with local government being less and less willing to contribute.

2. Financial Viability

Four years ago, the Club's annual budget was in the order of \$25,000.00. Next year, the Club's budget will be approaching \$100,000.00.

Not only is the cost of providing suitable grounds and facilities increasing, but other costs involved in simply putting teams on the paddock each week in the Sydney Grade Competition are also increasing.

The First Grade cricket scene in Sydney is increasingly becoming semi-professional with a number of Clubs offering key players substantial amounts with financial incentives being available to not only first graders, but to all club players.

Whilst player subscriptions assist in helping to meet a portion of these costs, this portion is becoming increasingly smaller and smaller. Coupled with the issue of player payments, it is becoming almost impossible to run a grade cricket club without a significant level of financial support from sponsors.

As a Club in recent years we have had some success in this area, however, in order to be competitive the current level of sponsorship needs to increase markedly. All members of the Club should need no encouragement to support the Club's sponsors, these sponsors being clearly identified throughout this report. Members are also encouraged to come forward with any suggestions for sponsorship as it is vital to the Club's survival.

Once again the New South Wales Cricket Association apart from some grants, provides little assistance to clubs in this area. Clearly one way of assisting would be to at least provide the grade competition with some profile in the media, so that sponsors may feel as though they have something to gain from being involved with a particular team.

3. Player Payments, Development & Recruitment

First grade cricket in Sydney is increasingly becoming semi-professional. More and more clubs are approaching key players with financial incentives, as well as introducing player incentives for all first grade team members. Our Club is not immune from this with all our first

grade players having been approached in recent seasons to leave our Club and play for alternate clubs.

We have always prided ourselves as a Club which has a high percentage of local players throughout our grades. The suggestion is that recruitment of players be undertaken by the Club after consultation with the cricket manager, first grade captain and club coach.

As a Club our approach in the past has been to openly state that all players in first grade are rewarded on the same incentive basis. As a policy this needs to be reviewed, as clearly we will not be in a position to recruit profile players, unless suitable financial packages can be offered.

As a Club we are blessed with a large junior catchment area and with the establishment of the Northern Beaches Cricket Council under the leadership of Tony Scanlon, we are in a very sound position to effectively develop and promote junior talent. As the senior club in the district, this is seen as a very important function and integral to the Club's future.

In summary, the Club's approach to these issues is as follows:-

- ◆ Key players will be recruited to enhance first grade performance where necessary, with individual financial packages being offered. This done in consultation with first grade captain and cricket manager.
- ◆ As far as financially possible, player financial incentives to be provided.
- ◆ Club to devote significant resources and energies to promote and develop junior cricket within the area.

The foregoing has been an attempt to identify key issues facing the Club and appraise players, supporters and members of these issues in an endeavour to firstly, promote awareness and discussion. Certainly in order to succeed as a Club, each of these issues needs to be addressed.

Finally I would like to thank each of the Committee members for their efforts and support throughout the season. Also special thanks to all those people who assisted throughout the season in helping the Club function. This support while often unnoticed is appreciated, and is essential to the Club's well being.

Gary Flowers
Club President

117TH ANNUAL REPORT

To the members of the Manly Warringah District Cricket Club Inc.

The Management Committee has pleasure in submitting for your consideration and adoption of the 117th Annual Report and Financial Statement.

The Club entered teams in the five Sydney Cricket Association grade competitions as well as the Reschs Limited Overs, Poidevin-Gray and Green Shield competitions.

Competition Results: Club Championship - 10th, Firsts - 7th, Seconds - 4th, Thirds - 16th, Fourths - 7th, Fifths - 13th, Reschs Limited Over Cup - 16th, Poidevin-Gray Shield - 8th in Northern Division and Green Shield - 3rd in Northern Division.

In the SCA Club Championship, we were placed in the middle ranking but there were numerous remarkable performances by all the teams throughout the season. I draw your attention to the captains' reports and will not attempt to detail the many successes and highlights. Thanks to those captains for their excellent leadership and efforts throughout the year: Rowley Alexander, Greg Hill, Frank Turner, Tony Pitcher and John Borzi. Additional thanks go to John Borzi for his role as Club Captain and to Frank for his role as Chairman of Selectors. Tim Blank and Anthony Dignan must be recognised for their able direction of the seconds following Greg Hill's unfortunate back injury. Craig Glassock, Brian Clemow and Simon Couch shared the captaincy of the Poidevin-Gray team, while Mark Turner provided strong captaincy for the Green Shield team. First grade's potential was high but they were unfortunate in having the most number of drawn games, five in the competition. They demonstrated their true quality in defeating two of the semi finalists including premiers, Bankstown. The Club was delighted that our Life Member Greg Hill came out of retirement and captained the seconds in an inspirational manner. He guided the mix of experience and youth playing strength to the semi finals after a series of exciting matches that saw some extraordinary fightbacks from threatening defeats. The team exhibited the true competitive spirit that has sustained the Club over our 117 years of competition. Fourth's and the Green Shield teams performed strongly throughout the competition and narrowly missed their semi finals.

Steve Whitfield has provided exemplary service and dedication during his first season as Club Coach. Steve's analytical approach, his encouraging manner and his insistence on excellence in preparation has shown dividends for the club now and promises well for the future. Scott Davis provided effective pre-season conditioning.

Club member and NSWCA Development Officer, David Patterson retired from playing but has given excellent service through his direction of clinics for talented young players and as executive officer of our Northern Beaches Cricket Council. Tony Scanlon has liaised closely with David in carrying out the Club's development officer role and is putting in place a development scheme for young players during the winter. Tony richly deserves his Clubman of the Year award for his extensive contribution across a range of Club activities. Anthony Dignan and Nick Derbyshire gave excellent service as coaches of our Green Shield squad.

I highlight the importance of our generous sponsors and the need to support them whenever possible. I refer you to the special sponsors page for specific acknowledgement.

The Club has been very fortunate to have a dedicated and hardworking Committee to ensure that competitive teams compete each week. President, Gary Flowers, devotes extraordinary time and energy to the Club enterprise. Vice President, Andrew Fraser, continues to devote immense effort to the welfare of the Club, including the editorship of this document. Andrew, Tony Scanlon and John Borzi were the social organisers including our superlative tribute night for Bev and Robbo after their selection in the Australian team to tour Pakistan. Treasurer, Geoff Rogers, has given excellent service across a range of necessary duties. Col Kelaart has contributed strongly in his role as the Club's Cricket Manager. Thanks also to Peter Procopis and Matt Ridley for their efforts throughout the year. Special thanks go to Assistant Secretary, Gordon Currie for his excellent contribution. The Committee is optimistic that the continued effort to enhance the quality of wickets and grounds will be rewarded in the coming season to bring them up from the ordinary ratings achieved this year. Negotiations are also being held to secure a third wicket for fifth grade competitions.

Appreciation is extended to the following people who have contributed so generously to the Club:-

- ◆ Gordon Currie for managing the Poidevin-Gray Shield team.
- ◆ Juris Turmanis for managing the Green Shield team.
- ◆ John Baxter for scoring for the Second Grade team.
- ◆ Graham Phillips and Don McNaughton for the conduct of our excellent primary and secondary schools competitions.
- ◆ Ian Lamb who relinquished his position on the Manly Oval Trust - thanks again for the many years of dedicated service to the Club.
- ◆ Ken Turner who took over Ian's position on the Trust; we will benefit from Ken's knowledge and expertise on that important body.
- ◆ Bill Wilson, Renovated Turf Surfaces, for his advice, support and sponsorship throughout the year.
- ◆ The Manly Daily, Leanne West, Adam Lucius and Michael Bevan for weekly coverage. The Northern Beaches Weekender, Paul Hoffmann and David Patterson for publicity achieved.
- ◆ Don Sellin for his usual excellent support in countless areas. Good to see you fit and back on deck after your illness Don.
- ◆ John Skiller for excellent service as a 1st grade scorer and statistician.
- ◆ David Patterson for statistical work, including the data for this publication.

- ◆ All parents and supporters who have provided match hospitality and other support.
- ◆ Bill Bradstreet, Bob Lind and John Lannen for assistance at the Room at the Top and in other practical ways.
- ◆ Noel Laming, Brian Hughes and Ian Field for SCA advice and support.
- ◆ Bob Radford who retired from his position as Chief Executive of the NSWCA.
- ◆ Congratulations to Brian Hughes on taking over the Chief Executive role.

Sadly, we note the death of Marie Brooks, wife of our Life Member, Tom Brooks and extend sincere sympathy to Tom and his family.

Other season highlights include:

- ◆ The social match between our Club and the Manly Warringah Cricket Association team which was played in the best of spirits.
- ◆ The Club's matches against Peter Philpott's touring Rossall School, Lancashire and the County touring side Gloucestershire.

In conclusion, I must emphasise that the Club's future is promising. Our list of representative players is one we present with great pride:-

- ◆ Michael Bevan, Australian Test and one day matches, NSW matches. Best wishes to Michael in his current season with Yorkshire.
- ◆ Gavin Robertson, Australian one day and NSW matches.
- ◆ Jason Gallian, England A tour to India following a very successful season with Lancashire County.
- ◆ Special congratulations to Craig Glassock on his NSW Shield and one day matches selection following success at NSW seconds, NSW Colts and AIS levels.
- ◆ Special congratulations also to Brian Clemow on NSW Colts, NSW and Australian u19 representative teams including the series against the touring Indian teams and being named player of the carnival at the Australian carnival, following his naming as player of the carnival at the Australian u17s: a rare distinction.
- ◆ Paul Hoffmann, NSW seconds and SCA representative.
- ◆ Rowley Alexander, Geoff Tucker and Dick Fry - SCA representatives.
- ◆ Nick Rainey, Green Shield Combined Northern Division team.
- ◆ Mark Turner, u16 Metropolitan Development Squad.

- ◆ Cameron Lawes, Australian Marist Colleges Representative team.

We have a lot of young talented players keen to compete effectively at high levels. It is our challenge to develop all players through wise leadership and hard work so that all can continue to contribute at maximum levels and maintain the prestige of our Club.

Bob Brenner
Honorary Secretary



SENIOR PLAYER OF THE YEAR CRAIG GLASSOCK

MANLY WARRINGAH DISTRICT CRICKET CLUB INC.

INCOME & EXPENDITURE ACCOUNT FOR THE YEAR ENDED 30 APRIL 1995

1994	1995	1994	1995
\$	\$	\$	\$
			Income
Expenditure			
10620	8117		Subscriptions
2659	4380	9205	Playing
3500	9313	1020	Non-playing
372	1007	1100	Donations
880	456	-----	Promotions
670	275	4	Interest
3726	1074	2414	Room at the Top
1742	-----	6840	NSWCA- Grants
1693	7112	19390	Sponsorship
800	897	5619	Social Functions
3934	20880	-----	Excess of expenditure over income
388	2149	-----	- NOTE (1)
4608	-----	-----	
<u>45592</u>	<u>55660</u>	<u>45592</u>	<u>55660</u>

NOTE (1)

Expenditure relative to season 1993/1994 included in these accounts amounts to \$9770 made up as follows:

Materials, clothing, development	\$ 591
Ground fees	\$1000
Coaching, player incentives	\$7487
Match costs	\$ 692

I Lamb
HONORARY AUDITOR



JUNIOR PLAYER OF THE YEAR BRIAN CLEMON

REVIEW OF THE PAST SEASON

My first year as Club Coach began with some reservations as to the resolve of the players and how I would cope with players who were only recently my team mates. In both cases, my worries proved to be unfounded. I was extremely pleased with the way in which the senior players under Rowley Alexander's leadership approached the season.

The numbers in attendance at training was greatly encouraging and with a continuance of this attitude next season, I can see further improvement in our overall results. There is no substitute for hard work in order to achieve success and you need look no further than your first grade side.

A fine example for all younger players is Geoff Tucker who emerged from fringe 1st grader to a key player. Through his application and hard work, Geoff can look forward to next season with great confidence.

Without dwelling on last season too much, YOU the players deserve credit for a fine effort last year. Let's build on the base established last season. We cannot be satisfied with past achievements, we need to strive to improve.

My thanks go to all who helped especially Mr Don Sellin, who loves nothing more than to see Manly winning. Once again, I thank you all and let's build on last season.

Stephen Whitfield
Club Coach

© Carlton

One of the world's great brewers.

REPRESENTATIVE PLAYERS 1994-95

Michael Bevan

- Australian Test Team v England
- Australian One-Day International Team
- Australian "A" Team
- NSW Sheffield Shield and Mercantile Mutual Cup Teams

Gavin Robertson

- Australian One-Day International Team
- Australian "A" Team
- NSW Sheffield Shield and Mercantile Mutual Cup Teams
- Australian XI v England

Craig Glassock

- NSW Sheffield Shield and Mercantile Mutual Cup Teams
- NSW Colts
- AIS

Brian Clemow

- Australian Under 19 v India
- NSW Under 19
- NSW Colts

Paul Hoffmann

- NSW 2nd XI
- Sydney XI

Richard Fry

- Sydney XI

Rowley Alexander

- Sydney XI

Geoff Tucker

- Sydney XI

Nick Rainey

- Combined A W Green Shield North Team

Mark Turner


- NSWCA Under 16 Metropolitan Youth Squad

Barnaby Wilson

- Metropolitan North CHS Team

Cameron Lawes

- Australian Marist College Team



GB Carlton.
One of the world's great brewers.

MANLY-WARRINGAH PLAYERS TO HAVE PLAYED
TEST CRICKET

Australia:

P C Charlton
S M J Woods
A A Mailey
R B Minnett
J M Gregory
R A Siggers
J W Burke
P I Philpott
K R Miller
G Thomas
P M Toohy
G R Beard
K J Wright
G Rorke
M G Bevan

England:

C W J Athey
P Jarvis
D V Lawrence

West Indies:

A I Kallicharran

GRADE AWARDS FOR 1994-95 SEASON

1ST GRADE

BATTING: Ross Trewartha 528 runs at 48.00
BOWLING: Paul Hoffmann 39 wickets at 21.56

2ND GRADE

BATTING: Gaeten Juul 246 runs at 35.14
BOWLING: Laurence Cronin 32 wickets at 14.50

3RD GRADE

BATTING: Barnaby Wilson 240 runs at 34.29
BOWLING: Jason Martin 15 wickets at 24.33

4TH GRADE

BATTING: Ken Pitcher 300 runs at 30.00
BOWLING: Tony Pitcher 22 wickets at 17.95

5TH GRADE

BATTING: Adam Parkinson 265 runs at 44.16
BOWLING: Alex Haigh 26 wickets at 12.84

POIDEVIN-GRAY

BATTING: Brian Clemow 188 runs at 47.00
BOWLING: Barnaby Wilson 11 wickets at 13.64

A W GREEN SHIELD

BATTING: Nick Rainey 290 runs at 36.25
BOWLING: Andrew Rochford 16 wickets at 13.06

STATISTICS 1994-95

Leading Run Scorer

Ross Trewartha 528 runs

Leading Wicket Taker

Paul Hoffmann 39 wickets

Most Catches by a Fieldsman

Shawn Bradstreet 14

Most Dismissals by a Wicketkeeper

Anthony Dignan 25 (22 Ct, 3 St)

MILESTONES

1st Grade

3000 runs: Richard Fry
1000 runs: Craig Glassock

All Grades

8000 runs: Greg Hill (8102 to seasons end)
5000 runs: Richard Fry
4000 runs: David Ford
Tim Blank
2000 runs: Brad Pamp
1000 runs: Warren Evans
Greg Boyer
Shawn Bradstreet
Paul Brenner
Geoff Tucker

200 wickets: Tony Pitcher
100 wickets: Laurence Cronin
Simon Couch

200 dismissals: Anthony Dignan

Club Records (2nd Grade Partnerships)

8th wicket 189 - G Evans (135) + G Boyer (84*) - Mosman

9th wicket 119 - G Juul (97) + L Cronin (39*) - Sydney Uni

Centuries

1st Grade

Richard Fry 113 v Penrith

Ross Trewartha 108* v Petersham

Rowley Alexander 101 v Mosman

2nd Grade

Glen Evans 135 v Mosman

3rd Grade

Craig Fittler 119 v North Sydney

4th Grade

Nil

5th Grade

Tony Scanlon 121 v Penrith

Jason Pollock 111 v Parramatta

5 Wickets in an Innings

1st Grade

Paul Hoffman: 5-43 v Mosman
5-68 v North Sydney

Nick Derbyshire: 5-73 v St George

Gavin Robertson: 7-88 v Fairfield
5-49 v Parramatta

2nd Grade

Mark Taylor: 5-55 v Parramatta
5-90 v Bankstown

Laurence Cronin: 5-30 v Randwick
5-51 v Mosman

Rob Parkinson: 6-68 v Waverley
6-51 v Gordon

3rd Grade

Barnaby Wilson 7-92 v Parramatta

4th Grade

Michael Osborne 5-57 v Mosman
Tony Pitcher 5-26 v Waverley
Adam Parkinson 5-52 v Fairfield
Warren Evans 6-41 v Randwick

5th Grade

John Borzi 5-56 v Balmain
5-66 v Randwick
Tony Scanlon 5-79 v Parramatta
Alex Haigh 7-57 v Sutherland
5-38 v St George

A W Green Shield

Andrew Rochford 5-27 v Hawkesbury

LEADING AVERAGES 1994-95 (TOP 10)

BATTING (MIN 300 RUNS)

Player	Innings	Not Out	Runs	Highest Score	100	50	Ave
R Trewartha	15	4	528	108*	1	2	48
G Juul	11	2	415	97	-	4	46.11
J Pollock	12	3	362	111	1	1	40.22
B Clemow	14	2	469	70	-	3	39.08
D Ford	12	3	339	67	-	1	37.67
D Deveney	14	4	348	68*	-	3	34.8
T Ryan	9	-	310	85	-	3	34.44
R Fry	15	-	506	113	1	2	33.73
B Pamp	14	-	464	95	-	4	33.14
S Bradstreet	14	3	362	58	-	3	32.91

BOWLING (MIN 20 WICKETS)

Player	Overs	Maidens	Runs	Wickets	5 Wickets	Ave
A Haigh	168	36	460	32	2	14.38
L Cronin	208.1	45	464	32	2	14.5
J Borzi	149	29	453	30	2	15.1
A Pitcher	189	54	446	24	1	18.58
P Hoffmann	322.1	89	841	39	2	21.56
P Kelly	169.5	33	490	22	-	22.27
N Derbyshire	187.4	28	667	29	1	23
R Parkinson	289.2	60	808	35	2	23.09
G Tucker	248.2	62	759	28	-	27.11
B Wilson	201.4	48	644	22	1	29.27

CLUB SPONSORS 1994-95 SEASON

MAJOR SPONSOR

MANCHESTER UNITY

SPARKE HELMORE, SOLICITORS

LUT'S MODERN ITALIAN

RENOVATED TURF SURFACES

WARRINGAH MALL SPORTSCENE

CARLTON & UNITED BREWERIES

DENCORUB

SCA

NSWCA

HARBORD DIGGERS CLUB

PUMA AUSTRALIA

"THANKS TO ALL SPONSORS FOR THEIR GENEROUS SUPPORT"

MANLY-WARRINGAH DISTRICT CRICKET CLUB INCORPORATED
COMMITTEE MEETINGS - ATTENDANCE RECORDS 1994-95

MEETINGS HELD: 11

NAME	TITLE	PRESENT	APOLOGY
Gary Flowers	President	11	0
Andrew Fraser	Deputy President	10	1
Bob Brenner	Secretary	11	0
Gordon Currie	Assistant Secretary	9	2
Geoff Rogers	Treasurer	7	4
Col Kelaart	Cricket Manager	9	2
Matt Ridley	Committee	5	6
Tony Scanlon	Committee	10	1
Peter Procopis	Committee	6	5
John Borzi	Committee	8	3

SPORTSCENE

1ST GRADE REPORT

CAPTAIN: Rowley Alexander

POSITION IN TABLE: 7th (48 points)

MATCHES: 15
WON: 8
LOST: 1
DRAWN: 5

BATTING

Player	Innings	N.O	Runs	H.S.	100	50	Ave	Ct/St
R Trewartha	15	4	528	108*	1	2	48	4
C A Glassock	8	2	235	84*	-	2	39.17	13/1
B Clemow	14	2	469	70*	-	5	39.08	7
D Ford	12	3	339	67	-	1	37.67	8
R Fry	15	-	506	113	1	2	33.73	8
S Bradstreet	14	3	362	58	-	3	32.91	14
A Dignan	6	1	95	43	-	-	19	12/1
R Alexander	12	-	222	101	1	-	18.5	3
G Tucker	10	-	122	36	-	-	12.2	3
G Evans	6	-	56	28	-	-	9.33	2
P Hoffmann	9	4	37	17	-	-	7.4	2
N Derbyshire	6	2	18	8*	-	-	4.5	2

Also Batted: T Blank 4-1-26-14 (Ct 3), M Taylor 4-3-10-7* (Ct 5), G Robertson 2-1-6-6 (Ct 3).

BOWLING

Bowler	Overs	Maidens	Runs	Wickets	Average	5 Wkts	Best
G Robertson	110.4	38	252	19	13.26	2	7-88
P Hoffmann	322.1	89	841	39	21.56	2	5-43
N Derbyshire	166.4	23	597	25	23.88	1	5-73
G Tucker	248.2	62	757	28	27.04	-	4-43
T Blank	39.5	4	175	6	29.16	-	3-65
G Evans	55.4	18	155	5	31	-	3-70
M Taylor	136.3	30	470	9	52.22	-	3-47

Also Bowled: B Clemow 40-6-171-3, D Ford 8-1-21-0.

MATCH RESULTS

- Round 1: Manly 5(dec)289 (Alexander 101, Trewartha 55, Clemow 53) beat Mosman 150 (Hoffmann 5-43, Taylor 3-47) and 2-154.
- Round 2: Manly 9-345 (Fry 113, Trewartha 98) lost to Penrith 9(dec)349 (Hoffmann 3-101, Blank 2-58).
- Round 3: Manly 1-64 (Clemow 31 no) drew North Sydney 9(dec)339 (Hoffmann 5-68, Blank 3-65).
- Round 4: Manly 141 (Clemow 39, Bradstreet 30) and 142 (Ford 38, Fry 36) lost to Waverley 8(dec)239 (G Evans 3-70) and 5(dec) 110.
- Round 5: Manly 9(dec)283 (Fry 82, Bradstreet 58, Trewartha 41) beat Balmain 216 (Hoffmann 3-68, Derbyshire 3-67).
- Round 6: Manly 157 (Ford 45 no, Clemow 42) and 3(dec) 205 (Trewartha 108 no, Clemow 51) beat Petersham 126 (Hoffmann 4-43, Tucker 2-13) and 5-122 (Tucker 3-56).
- Round 7: Manly 222 (Bradstreet 47, Dignan 43) lost to Fairfield 250 (Robertson 7-88, Tucker 2-27).
- Round 8: Manly 246 (Clemow 55, Fry 46) and 0(dec)102 (Clemow 70 no) beat Sutherland 8(dec)135 (Derbyshire 4-32, Tucker 4-43) and 5-143.
- Round 9: Manly DNB drew Gordon 3-132 (Taylor 2-42).
- Round 10: Manly 1-11 drew St George 279 (Derbyshire 5-73, Tucker 3-77).
- Round 11: Manly 5-248 (Glassock 84 no, Fry 48) beat Randwick 8(dec) 247 (Hoffmann 3-58, Tucker 2-52).
- Round 12: Manly 312 (Ford 67, Clemow 59, Bradstreet 57) beat Bankstown 229 (Robertson 4-84, Derbyshire 3-65).
- Round 13: Manly 167 (Bradstreet 54, Fry 31) drew Northern District 3-23 (Hoffmann 2-7).
- Round 14: Manly 2(dec)129 (Glassock 58 no, Trewartha 39) beat Sydney University 128 (Hoffmann 4-40, Robertson 3-27) and 0-11.
- Round 15: Manly 6(dec)178 (Fry 69, Glassock 46) beat Parramatta 167 (Robertson 5-49, Hoffmann 2-33).

1ST GRADE LIMITED OVERS REPORT

CAPTAIN: Rowley Alexander

POSITION IN TABLE:

MATCHES: 4
WON: 1
LOST: 3

BATTING

Player	Innings	N.O	Runs	H.S.	100	50	Ave	Ct/St
R Fry	4	-	92	66	-	1	23	1
C A Glassock	3	-	62	32	-	-	20.67	5/0
B Clemow	3	-	56	34	-	-	18.67	2
A Dignan	2	-	36	26	-	-	18	1/0
R Alexander	4	-	56	29	-	-	14	1
S Bradstreet	4	-	48	45	-	-	12	2
D Ford	3	-	32	22	-	-	10.67	-
M Taylor	3	1	19	13	-	-	9.5	-
T Blank	2	1	9	5	-	-	9	1
G Tucker	3	-	8	4	-	-	2.67	1
P Hoffmann	4	-	8	4	-	-	2	-
R Trewartha	4	-	7	4	-	-	1.75	1
N Derbyshire	2	-	1	1	-	-	0.5	-
G Evans	1	-	0	0	-	-	0	-
R Parkinson	2	2	1	1*	-	-	-	-

BOWLING

Bowler	Overs	Maidens	Runs	Wickets	Average	5 Wkts	Best
T Blank	16.5	4	39	4	9.75	-	2-15
B Clemow	28	6	67	5	13.4	-	3-30
P Hoffmann	30.1	8	86	5	17.2	-	2-30
G Tucker	23	1	73	4	18.25	-	3-19
N Derbyshire	9	1	41	2	20.5	-	2-32
R Parkinson	10	-	45	2	22.5	-	2-38
M Taylor	30	7	107	4	26.75	-	2-18
D Ford	2	-	7	-	-	-	-
G Evans	2.2	1	15	-	-	-	-

MATCH RESULTS

Round 1: Manly 138 (Alexander 29) lost to Hawkesbury 163 (Clemow 3-30, Blank 2-24).

Round 2: Manly 133 (Bradstreet 45, Glassock 32) beat Western Suburbs 82 (Tucker 3-19, Blank 2-15, Clemow 2-15, Taylor 2-18).

Round 3: Manly 65 (Glassock 29) lost to Uni of NSW 1-70.

Round 4: Manly 130 (Fry 66, Clemow 34) lost to Campbelltown 189 (Hoffmann 2-30, Derbyshire 2-32, Parkinson 2-38).

1ST GRADE REPORT 1994/95 SEASON

Season 94/95 was always destined to be an interesting one. The side had fallen from being the competitive force of previous seasons and it was time for the players to rise and face the test of will. The loss of the opening batting combination, two fast bowlers and a spinner from the previous season, gave other players the chance to flourish: players emerged (and re-emerged) - showing the depth within the Club - with a focus (and experience) which proved invaluable to the spirit within the team.

We were already, without a ball being bowled, regarded as long shots for the semi-final battles and taunted with romancing in past glories. This seemed to impassion the players to play each match with a fierce determination and resolve which resulted in a deservedly successful season with a string of excellent team and individual performances against quality opposition.

Our side possessed the talent to achieve ultimate success but as we all know talent alone is not enough to move from a dreary season to one of promise. And so it was that with the season unfolding players leaped from varying shadows with the belief that they could win and our self confidence grew immeasurably with each game both as individuals and as a team - our enjoyment being at a premium.

The first contest, against the neighbouring peninsula Mosman, saw the Clemow's and Trewartha's begin the season with half centuries providing a glimpse of things yet to come, the Ford's and Bradstreet's re-newing 'red ink' acquaintances and setting the tone of partnerships for future matches and the Hoffman's leading the charge to a first up win, claiming the first of many fine bowling performances with a five wicket haul.

An early season trip to Penrith saw the team clasped in a tight tussle for victory, Manly chasing 345 falling just 3 runs short in the last flurry with the game ending in a draw. All this after magnificent performances from Paul Hoffmann, troubling all with his control; Mark Taylor, a deceptive 32 over spell; a scintillating 3rd wicket partnership of 187 between Richard Fry (113) and Ross Trewartha (98) - their efforts falling just 10 runs short of the Club's 1st grade 3rd wicket partnership, established back in season 1913/14; and a last minute assault on the attack by Anthony Dignan (43).

A washed out game against North Sydney and an outright loss to Waverley saw the side at the end of round 4 edging towards another season in the wilderness mashed with missed opportunities and 'ifs' and 'maybes' a prospect. But it was important for the team to lift and raise ourselves off the canvas after the defeat of Waverley and harness the pre-season spirit to walk forward to the next challenge.

A win against Balmain and an excellent fighting performance against Petersham showed the side was developing character and commitment. In the Petersham affair, the side scrambled to 157 after a fighting 7th wicket partnership of 41 by David Ford and Geoff Tucker and an addition of 28 for the last wicket (David Ford and Paul Hoffmann). The game was then in the balance overnight with Petersham precariously placed at 5 for 88. Geoff Tucker and Paul Hoffmann led the charge the next morning to grab a well deserved win - bowling the visitors

out 30 odd runs shy of the target (Ross Trewartha's 108 and Brian Clemow's 50 in the second innings set the scene for the possibility of an outright result only to be again thwarted by rain).

Then our second (and to be our last) loss of the season against Fairfield and a win against Sutherland saw our side just outside the semi-final race at the Christmas break. Then with games against Gordon and St George washed out, our season was beginning to be dictated by the weather and not by our own performances.

Strong performances against two tougher sides in the competition, Randwick at home and Bankstown away, proved to the players that they were just as good a side as any other in the competition. Randwick set us a target of 245 for victory and a fantastic display of batting by Craig Glassock with a knock of 84 n.o. enabled us to go into the game against Bankstown brimming with confidence to beat the current champions. After posting 312 from some great batting partnerships the side managed to dismiss the Bankstown boys for 232. This was definitely one of the season highlights; a fantastic all round team performance; exceptional will and belief to win.

Another washed out game against Northern Districts and end of season victories against Sydney University and Parramatta saw the team finish on 48 points and equal 7th on the ladder. All this from a season of 8 wins, 2 losses and 5 draws (4 of those due to washed out games).

In the batting department, it was fantastic to see Richard Fry back to his best and scoring over 500 runs for the season. Richard batted with patience and purpose throughout the season and was an integral part in the team's overall success. His hundred against Penrith was crafted beautifully and his innings of 82 against Balmain on a green strip showed his courage and fighting qualities to set up victory. His opening batting partner in Brian Clemow also showed what a fine talent he is. In his first full season in top grade, Brian accumulated 4 half centuries and finished the season as one of Australia's finest in the U19's Test series against India. I'm sure with further experience, the runs for Brian will continue to flourish.

Craig Glassock returned from the cricket academy and showed in the latter part of the season, freed from the shackles of expectation and lessons learnt from each game, he is maturing into a wonderful class player. His innings of 84 n.o. against Randwick was one of the most mature and disciplined of the season, displaying his many array of shots, combined with an unshakeable application and patience that deserved the just rewards of a team victory with applauds from many. Craig's excellent running between wickets was also a big feature of his performances throughout.

The side this year welcomed a new player in Ross Trewartha whose stability in the middle order proved invaluable to the team's batting strength throughout the season. Ross' versatility and composure also provided the team with much needed balance in the batting order and his aggregate of 528, the highest of the season, was well deserved. His calmness was a reassuring quality in the heat of the battle and his sparkling 98 against Penrith and a majestic 108 against Sutherland were two of the season's more memorable innings.

Shawn Bradstreet's focus throughout the season was magnificent and his half centuries against Balmain, Bankstown and Northern Districts were all filled with a determination second to none. Shawn's fielding also helped to create some great pressure situations against our

opponents. Shawn has worked extremely hard on his game and should be a better player next season with the experience gained from his efforts this season. His batting partnerships with David Ford provided the team with many opportunities to foster victories from seemingly unenviable positions. David's efforts this season enhanced his ever growing reputation as a fighter. He figured in the highest partnerships for all of the last five wickets and his innings' against Petersham and Bankstown were filled with confidence, plenty of character and heaps of grit. Playing shots on both sides of the wicket and at times with a composed lustiness supposedly beyond his range, David's efforts enabled the side to post many competitive (winning) opportunities.

Success has a way of galvanising friendships which was evident with the bowling trio of Paul Hoffmann, Nick Derbyshire and Geoff Tucker. Paul was unlucky not to receive higher honours this season other than his appearance for the State 2nd XI side after capturing 39 wickets for the season including two five wicket hauls (5/43 v Mosman and 5/68 v North Sydney). Paul is a great character, modest and self-effacing, the happiest of fast bowlers on the outside, the steeliest underneath who was our premier bowler of the season. He was one player who put up his hand to lead the charge for many of the team's victories this season. Paul was also able to add an extra dimension to the team's enthusiasm with his weekly chronicles in a local newspaper, as well as his pre-match warm-up of hand slapping the steering wheel to the deafening tunes of "Pantera".

Nick Derbyshire came into the side after round 4 and injected his own determination and commitment to the side as well as adding some aggression into our attack. Not exactly tearaway but decidedly slippery, Nick went about his task with excited enthusiasm with an infectious nature that helped to project some new found momentum and versatility into the bowling department - and being rewarded with his season tally of 25 wickets.

Geoff Tucker developed superbly throughout the season and revelled in the workload that was thrown his way. He was durable and kept ploughing away over after over, match after match to return with 28 wickets for the season, a fine first season performance which promises to improve in the seasons ahead. Geoff also provided excellent resilience with the bat and with further work certainly has the ability to develop into a capable allrounder.

Gavin Robertson played 4 games for us this season and showed the full mastery of his craft in those appearances, capturing 19 wickets with 7 for 84 against Fairfield being the season's best. Gavin was an integral part of the team's successes this season and was a trump card the team enjoyed in it's repertoire. Gavin's professionalism and tough approach to the game was evident with each venture and helped the team to foster it's competitive spirit and maintain the motivation against all sides.

Manly were blessed with depth in the top grades this season which was evident by 2nd Grade's great performance in reaching the finals. Four other players which were an integral part of the 1st Grade lineup this season included: Anthony Dignan, an exceptional wicket-keeper with loads of ability, his innings against Penrith full of conviction; Tim Blank, who always gave 100% - his fielding and catching brilliant, his medium pacers tricky and shrewd; Mark Taylor, who has a fierce determination to succeed and with hard work and commitment can be a regular member of 1st eleven; and Glen Evans, who added an extra dimension to our attack with his left arm tweekers and provided his own unique blend of enthusiasm.

Seeing all the players perform so well, both individually and as a team, and coupled with their tremendous enjoyment was for me an extremely satisfying part of the season. Many of the season's performances were inspirational and helped to unite a side aimed at achieving success for themselves and for the Club. Our fielding and catching was one of our strengths, our batting partnerships become more consistent, our bowling purposeful. With the framework developed, the hours of toil will need to continue more aggressively next season, absorbing past experiences and harvesting new ones if the side is to remain competitive and to be a part of the end of season fireworks.

Thanks to all the members of the team who supported me throughout the season and gave me tremendous confidence with each game going forward. Also thanks sincerely to John Skiller - our historian scorer, Geoff Rogers and Bobby Lind - tireless and ever supportive workers, Steve Whitfield and Col Kelaart - for your continuous encouragement to the army of helpers with the afternoon teas and to the family of supporters who travelled a country mile to be with us each game.

Rowley Alexander
1st Grade Captain

2ND GRADE REPORT

CAPTAINS: Greg Hill/Anthony Dignan

POSITION IN TABLE: 4th (54 points)

MATCHES: 16
WON: 9
LOST: 4
DRAWN: 3

BATTING

Player	Innings	N.O	Runs	H.S.	100	50	Ave	Ct/St
G Juul	9	2	246	97	-	2	35.14	3
B Pamp	14	-	464	95	-	4	33.14	8
G Hill	9	1	249	64	-	2	31.12	1
T Blank	12	3	260	77*	-	1	28.88	4
G Evans	10	-	259	135	1	-	25.9	4
P Brenner	16	-	389	82	-	3	24.31	11
D Price	9	-	213	78	-	1	23.67	3
M Taylor	6	5	23	16*	-	-	23	-
G Boyer	11	2	204	84*	-	1	22.67	4/4
S Couch	7	1	133	31*	-	-	22.17	3
A Fraser	6	-	118	40	-	-	19.67	7/1
A Dignan	8	-	153	30	-	-	19.13	10/2
S Parkinson	8	-	120	34	-	-	15	2
L Cronin	9	3	75	39*	-	-	12.5	2
P Kelly	8	3	59	17	-	-	11.8	4
R Parkinson	9	3	70	26*	-	-	11.67	5

Also Batted: W Evans 1-0-13-13, A Maidment 1-0-9-9 (Ct 1), J Phillips 4-0-86-53, D Patterson 1-0-4-4, N Derbyshire 2-2-86-47*.

BOWLING

Bowler	Overs	Maidens	Runs	Wickets	Average	5 Wkts	Best
L Cronin	208.1	45	464	32	14.5	2	5-30
R Parkinson	289.2	60	808	35	23.09	2	6-51
M Taylor	157.4	46	405	17	23.82	2	5-55
P Kelly	130.5	21	379	13	29.15	-	3-35
G Evans	210	52	571	18	31.72	-	3-23
S Couch	64	8	278	8	34.75	-	3-37

Also Bowled: G Juul 10-0-28-2, N Derbyshire 21-5-70-4, G Hill 5-0-9-1, T Blank 11-2-31-1, P Brenner 2-2-0-0, D Price 12-1-37-0.

MATCH RESULTS

- Round 1: Manly 8(dec)374 (G Evans 135, Boyer 84) lost to Mosman 9-378 (Cronin 5-51, Kelly 3-69).
- Round 2: Manly 8-223 (Brenner 82, S Parkinson 34) beat Penrith 220 (R Parkinson 4-53, Cronin 2-22).
- Round 3: Manly 285 (Phillips 53, Derbyshire 47 no) drew North Sydney 0-27.
- Round 4: Manly 9-204 (Brenner 66, Derbyshire 39 no) beat Waverley 202 (R Parkinson 6-68, Derbyshire 4-70).
- Round 5: Manly 155 (Pamp 24) lost to Balmain 8(dec)221 (Taylor 3-66, Cronin 2-45).
- Round 6: Manly 5-273 (Juul 78 no, Hill 64) beat Petersham 261 (Cronin 3-61, Couch 3-62).
- Round 7: Manly 7-252 (Brenner 78, Pamp 55) beat Fairfield 251 (R Parkinson 4-60, G Evans 3-41).
- Round 8: Manly 261 (Hill 57, Price 48) and 6-101 beat Sutherland 142 (R Parkinson 4-37, Couch 3-37).
- Round 9: Manly 7-203 (Price 78) beat Gordon 132 (R Parkinson 6-51, G Evans 2-36).
- Round 10: Manly DNB drew St George 7-322 (Cronin 3-50, G Evans 3-82).
- Round 11: Manly 214 (Hill 34, Juul 32) beat Randwick 179 (Cronin 5-30, Kelly 3-35).

- Round 12: Manly 150 (Pamp 53) and 8-118 (Pamp 32) lost to Bankstown 280 (Taylor 5-90, Parkinson 3-73).
- Round 13: Manly 5(dec)121 (Blank 32 no, Dignan 30) beat Northern District 96 (Cronin 4-25, G Evans 3-23) and 0-20.
- Round 14: Manly 205 (Juul 97, Cronin 39 no) drew Sydney University DNB.
- Round 15: Manly 4-203 (Blank 77 no, Pamp 54) beat Parramatta 201 (Taylor 5-55, R Parkinson 2-47).
- Round 16: Manly 147 (Pamp 95) lost to Campbelltown 270 (Cronin 4-61, Taylor 2-38).

Lui's

Modern Italian



Fine Food and Gourmet Pizzas

Licensed Till 5AM

44 North Steyne Road,
Manly, NSW 2095

☎ 976 2111
☎ 976 2187

860 Pittwater Road,
Dee Why, NSW 2099

☎ 981 2922
☎ 981 2121

2ND GRADE REPORT 1994-95 SEASON

One could look at the 1994-95 season and think of the disappointment of not bringing home the premiership and yes it does hurt, for we all strive for the ultimate prize. Anybody who does not feel that way should reassess their thoughts. But there is so much more that this game has to offer and 2nd Grade surely experienced every other emotion this game has.

Every player in the Second Grade side played an integral part in it's success and while there were many wonderful individual performances, it was as a team that we achieved our goals. A lot of the reason for this was a very good blend of experience and youth, I would like to think after this season that we have all learnt a lot from each other, I know I have. In every game they gave their best, we learnt how to absorb pressure, especially with a couple of our batting collapses and then transform that pressure onto the opposition which we managed to do very successfully.

I do not want to delve into too many theories but I really believe in players accepting responsibility and taking the opportunity when it comes, because it means if you are prepared to be responsible it also means you are able to accept irresponsibility, we don't want players who are going to sit on the fence, taking the accolades when they do well, but admitting no fault when they fail.

Where do we start with the individual performances, there were so many that come to mind. Who will ever forget the last wicket partnership between Rob Parkinson and Nick Derbyshire to win the game against Waverley, or the six that Pat Kelly hit off the second last ball of the day to win against Fairfield, the look in his eyes, running off the field bat raised so jubilant anyone who witnessed that will never forget it. It's a story I'll be telling my grandkids, that's for sure, I'll just tell them it was me, only joking Pat! The wonderful bowling performances of Rob Parkinson and Laurence Cronin to me was the highlight of the season. Never once did they shirk their responsibility, they were always willing and committed, whether it be bowling, batting or fielding. The disappointment on Laurence Cronin's face after he had been dismissed against Balmain, that really inspired me to want to do well. It was a pleasure to stand at first slip and watch these players perform and the Club is a lot healthier for having these two.

They were ably supported by Pat Kelly, Glen Evans and Mark Taylor when he was available, which in the end turned out to be a very successful bowling unit. Congratulations to Glen who scored our only century this season, a typical gritty hard fought hundred, it is always a joy to play cricket with Trunk. Our batting at times was disappointing, but we were fortunate to have Paul Brenner and Brad Pamp get us off to flying starts. Paul's early season form was inspirational, he always looked in control and even though he faltered a little in the middle of the season, his technique and commitment will see him through. Brad went the other way, returning back from injury he finished the season in a blaze of glory and with future success will be pushing for a First Grade berth.

In Gaeten 'Pickets' Juul and David Price, we have two very exciting players. In Gaeten's first game in 2nd Grade against Petersham, he led the side to victory and showed his class from the outset. He will just get better and better and we should all look forward to that. David Price's innings against Gordon was a gem. We were 5 for 68 hoping to reach 150 off 60 overs to be

competitive, the next thing we are declaring at 200 to which Gordon could not match, a simply amazing dig. David has all the qualities to be successful, at times he makes it look so easy, others it's over before it has began. Who will ever forget his wonderful bowling action, that is his tenpin bowling action, I was scared just watching it.

My thanks must go to Tim Blank, Andrew Fraser and Greg Boyer for their support, and also Anthony Dignan who did a great job while this old man was injured. Their advice, help and encouragement went a very long way to the success of the team and it was very reassuring to have them there both on the field and off the field, thanks.

To John Baxter and the ladies who helped with afternoon teas, a big thank you for without your help, we would struggle. To Steve Whitfield, the Club is so fortunate to have a clubman with so much experience and passion for the game that we can only benefit from him being there. Hopefully my injury will improve and the Club will want me back next season, if so I am thinking of calling tails, what do you think!!!

Greg Hill
Captain

3RD GRADE REPORT

CAPTAIN: Frank Turner

POSITION IN TABLE: 16th (24 points)

MATCHES: 15
WON: 4
LOST: 6
DRAWN: 5

BATTING

Player	Innings	N.O	Runs	H.S.	100	50	Ave	Ct/St
B Wilson	10	3	240	57*	-	2	34.29	7
J Martin	12	3	225	54	-	1	25	3
G Turner	12	1	256	60	-	3	23.27	5/1
T Ryan	6	-	124	77	-	1	20.67	1
C Lawes	9	1	130	33	-	-	16.25	3
J Turmanis	7	2	63	27	-	-	12.6	6/1
F Turner	11	-	80	25	-	-	7.27	6
R Burattini	9	3	6	3	-	-	1	3

Also Batted: C Fittler 3-0-178-119, G Juul 2-0-169-95 (Ct 1), W Evans 5-0-136-69 (Ct 2), S Skinner 3-1-128-68* (Ct 1), D Patterson 2-0-25-13, A Maidment 5-0-50-23 (Ct 2, St 3) P Kelly 3-0-78-40 (Ct 2), M Cranney 1-0-9-9 (Ct 1), J Phillips 3-0-45-28, D Price 2-0-104-61 (Ct 1), A Fraser 2-0-13-8, G Boyer 2-0-41-40 (Ct 2), M Suttling 2-1-8-5, A Parkinson 2-0-4-2, S Parkinson 1-0-29-29 (Ct 2), S Couch 2-0-17-12 (Ct 1), A Pitcher 1-0-0-0, M Frazer 1-0-4-4, M Osbourne DNB (Ct 1).

BOWLING

Bowler	Overs	Maidens	Runs	Wickets	Average	5 Wks	Best
P Kelly	39	12	111	9	12.33	-	4-19
J Martin	130	38	365	15	24.33	-	3-15
R Burattini	164.1	35	508	18	28.22	-	4-77
B Wilson	201.4	48	644	22	29.27	1	7-92
C Lawes	109	15	369	12	30.75	-	2-22

Also Bowled: C Fittler 26-8-89-2, W Evans 5-1-19-1, M Suttling 42-8-109-2, S Couch 25.2-7-96-3, A Pitcher 15-1-51-2, S Parkinson 22-7-61-2, S Skinner

16-5-56-0, A Parkinson 14-2-62-1, M Osbourne 10-4-23-0, D Price
5-0-24-0, G Juul 1-0-4-0.

MATCH RESULTS

- Round 1: Manly 6(dec)266 (Juul 95, W Evans 69, Fittler 57) and 4-55 beat Mosman 168 (Fittler 2-19, Lawes 2-23).
- Round 2: Manly 191 (Juul 74, Martin 54) lost to Penrith 3(dec)278 (Burattini 2-76).
- Round 3: Manly 291 (Fittler 119, W Evans 50) drew North Sydney 1-22.
- Round 4: Manly 6-155 (Kelly 40, F Turner 25) beat Waverley 154 (Kelly 4-19, Lawes 2-27).
- Round 5: Manly 254 (Price 61, Wilson 54, Martin 48), beat Balmain 224 (Kelly 4-57, Burattini 2-33).
- Round 6: Manly 8-153 (G Turner 51, Phillips 28) beat Petersham 152 (Martin 3-15, Burattini 3-47).
- Round 7: Manly* 218 (Wilson 57 no, G Turner 50) lost to Fairfield 7-224 (Wilson 4-64, Lawes 2-45).
- Round 8: Manly 208 (Ryan 77) lost to Sutherland 251 (Burattini 4-77, Martin 2-36).
- Round 9: Manly drew Gordon - no play.
- Round 10: St George 237 (Burattini 3-24, Couch 3-70) drew Manly DNB.
- Round 11: Manly 9-217 (G Turner 60, S Skinner 68 no, Boyer 40) lost to Randwick 3-223 (A Pitcher 2-51).
- Round 12: Manly 120 (Lawes 31) lost to Bankstown 189 (Martin 3-39, Wilson 3-40).
- Round 13: Manly drew Northern District - no play.
- Round 14: Manly DNB drew Sydney University 7-328 (Martin 3-87, Wilson 3-92).
- Round 15: Manly 174 (Skinner 60, S Parkinson 29) lost to Parramatta 9(dec)220 (Wilson 7-92).

3RD GRADE REPORT 1994-95 SEASON

A strong start to the season saw 3rd Grade sharing equal first position after 6 rounds. Many factors then contributed to the downslide that followed in which we did not record another point for the remainder of the season.

Before elaborating on the negatives which caused this downslide, it is more pleasant to highlight some of the season's successes as the team was comprised of mainly young players in their early years of grade cricket who have the potential to progress to higher grades in the future.

Gaeten Juul, with two brilliant displays of strokeplay and concentration in the first two games with scores of 95 and 74, showed he was ready for 2nd Grade and was promoted, where he immediately succeeded.

Craig Fittler scored 57 and 119 in two of his three innings before returning to Shires. We hope Craig returns next season to further his career with similar performances with the bat and also with more opportunities for his bowling.

Shane Skinner joined us late in the season and played some well chosen, thunderous, lofted drives to put us in winning situations with scores of 68* and 60.

Graham Turner opened most innings and compiled three scores in excess of 50. Other openers in Warren Evans and Tim Ryan also scored heavily on occasions.

Barnaby Wilson and Jason Martin were the two allrounders of the team who performed well with the bat, normally under pressure, and were amongst our best performed bowlers.

Barnaby's seven wicket haul in the last game was always threatening to happen and when it did was well deserved. Barnaby always bowled well to his field and was unlucky not to consistently take more wickets. In many cases, because of his accuracy, he was treated with too much respect by opposing batsmen who would not take risks against him.

Jason always bowled tight and his spell of 15 overs 3-39 against Bankstown was one of the best of the season. Jason gets into a rhythm the longer he bowls and only needs to be able to bowl as well in his early overs to make himself a much more effective wicket taker.

Cameron Lawes and Rudi Burratini normally shared the new ball and were the perfect example of the tearaway colt at one end and the experienced trundler into the wind at the other.

Cameron found an extra yard or two of pace by the end of the season and put in two exceptionally quick, accurate spells against Bankstown and Sydney Uni. Cameron also overcame his no ball problem which, when added to his maturity as a bowler, enabled him to keep the pressure on opposing batsmen by the end of the season. Cameron also enjoyed the friendships he made particularly the nice friends he made on the boundary against Fairfield.

Rudi often took a wicket with the offcutter when needed and showed the younger bowlers how to take a wicket as soon as the captain said "See how you go this over, I might bring someone else on". Rudi, with 18 wickets and only six runs for the season, made great inroads to surpassing the feat of Brian Kinsey, my old team mate of former years and the Club's second highest wicket taker, to take more wickets than runs for the Club.

Jamie Turmanis started the season well behind the stumps and kept exceptionally well to Barnaby's spinners before losing some of the gloss off his tidiness later in the season, as well as losing his way to every away game.

Cameo performances were provided by Pat Kelly, David 'New Born' Price and Greg Boyer, who showed us how higher graders perform with the bat, ball, gloves and mouths. Pat will no doubt always cherish the friendship him and myself made with the cranky old, balding offspinner from Waverley.

Now to the reasons why we fell from 1st to our final position of 16th.

The rain was no doubt a factor as seven games were washed out or rain affected. From the last game before Christmas to the end of the season, we only walked onto the field on five separate days. The lack of preparation of wickets contributed to this in some cases.

The condition of the wicket at Grahams Reserve was an insult to the players, and similarly, the practice wickets gave no help to any batsman wishing to walk out of the nets with any confidence.

However, this is no excuse for some of our poor performances with the bat. Our batting was an embarrassment of talent with the first nine or ten batsmen in most games all capable of batting high in the order. Yet it was the batting which failed to perform consistently to take advantage of opportunities to win games.

Our bowling in some games was found to be lacking the firepower and consistency to quickly dismiss the opposition. However, through tight bowling spells and strong pressure from the field, we mostly managed to dismiss the opposition or hold them to a gettable target.

The fielding for the majority of the season was excellent with good support given to the bowlers. However, it was as always, the odd misfield, dropped catch or missed runout that let the pressure off when we should have been concentrating harder to take advantage of previous good cricket. We should all follow Shane Skinner's example to improve our fielding next season.

In the six games that were lost, we performed like a winning team for approximately 80% of the game but due to a batting collapse, or a poor bowling or fielding spell, we managed to put ourselves into a losing situation. The games against Sutherland and Bankstown were the best examples of this. Against Sutherland we let their last wicket put on 80, and against Bankstown after dismissing them cheaply before their 60 overs, we then crashed to be 7 for 47.

From a personal point of view, I immensely enjoyed the season captaining the team despite my own poor performances with the bat when often a Captain's knock was necessary. I thank the

team for making me feel many years younger and it was great to be on the field again for one of the best clubs in Sydney.

A special thank you to my wife, Jenny for putting up with my mid-life crisis and for always helping with afternoon teas at home games. Also thank you to Judy Turner and Richard and Margaret Lawes for their help with afternoon teas.

Thank you also to Don Sellin (alias Donny Dollars, The Oxford Scholar and The Master of Misinformation) for his managerial and scoring skills. It was a pity Don's health was not 100% and we did not see him as much as we would have liked.

Until next season ...

Frank Turner
3rd Grade Captain




RENOVATED TURF SURFACES

CONSULTANTS RENOVATIONS CONSTRUCTION

BILL WILSON

SPORTSFIELDS • GOLF COURSES • BOWLING GREENS



MELBOURNE: (03) 743 6550 SYDNEY: (02) 977 6757 MOBILE: 018 530 568
PO BOX 80
MELTON VICTORIA 3337

4TH GRADE REPORT

CAPTAIN: Tony Pitcher

POSITION IN TABLE: 7th (42 points)

MATCHES: 15
WON: 7
LOST: 3
DRAWN: 5

BATTING

Player	Innings	N.O	Runs	H.S.	100	50	Ave	Ct/St
K Pitcher	13	3	300	50*	-	1	30	4
A Pitcher	8	2	171	46*	-	-	28.5	2
D Deveney	13	3	282	56	-	2	28.2	7
M Cranney	8	-	167	80	-	1	20.88	7/1
C Currie	10	1	187	54	-	2	20.78	3
F Leahey	13	1	217	55	-	1	18.08	10/2
M Youell	10	3	101	27	-	-	14.43	2
W Evans	7	-	101	39	-	-	14.43	2
R Pearce	10	3	97	31	-	-	13.86	3

Also Batted: G Pierce 5-0-43-25 (Ct 2), J Pierce 3-0-20-10, M Osborne 2-1-20-17* (Ct 1), T Ryan 3-0-186-85 (Ct 1), D Dickson 2-0-3-3 (Ct 1), M Suttling 1-1-6-6*, A Parkinson 3-0-26-16 (Ct 2), T Scanlon 3-0-42-22 (Ct 2), J Turmanis 4-1-63-26 (Ct 2), S Skinner 2-0-85-60 (Ct 1), A Maidment 2-0-73-38, J Phillips 1-0-5-5, A Fraser 1-0-0-0 (Ct 2), A Haigh 3-1-16-9, S Parkinson 1-0-0-0, J Warn 1-0-10-10 (Ct 1), A Webb 1-1-3-3* (Ct 1).

BOWLING

Bowler	Overs	Maidens	Runs	Wickets	Average	5 Wkts	Best
W Evans	65	19	150	11	13.64	1	6-41
C Currie	49	16	126	9	14	-	4-22
A Pitcher	174	53	395	22	17.95	1	5-26
M Youell	164	36	474	14	33.85	-	4-43
R Pearce	112	21	376	10	37.6	-	3-78

Also Bowled: M Osborne 44-11-103-7, K Pitcher 64-14-204-6, M Suttling 34-10-75-3, A Parkinson 37-10-84-5, S Skinner 14-6-33-1, A Haigh 43-10-126-6, D Dickson 6-1-14-0, S Parkinson 2-0-13-0, J Warn 10-0-37-3, D Deveney 1-0-17-0, J Turmanis 1-0-3-0.

MATCH RESULTS

- Round 1: Manly 216 (Cranney 80, K Pitcher 29) lost to Mosman 243 (Osborne 5-51, K Pitcher 2-27).
- Round 2: Manly 8-222 (Deveney 51, A Pitcher 46 no) beat Penrith 214 (Currie 4-22, R Pearce 2-54).
- Round 3: Manly 222 (Ryan 73, A Pitcher 32) drew North Sydney 2-11.
- Round 4: Manly 9-193 (Leahey 55, K Pitcher 40) beat Waverley 151 (A Pitcher 5-26, Currie 2-15).
- Round 5: Manly 5(dec)192 (Ryan 85, Leahey 30) beat Balmain 146 (A Pitcher 2-20, M Youell 2-37) and 1-75.
- Round 6: Manly 6-193 (Deveney 56, K Pitcher 47) beat Petersham 9-189 (Youell 4-43, A Pitcher 3-39).
- Round 7: Manly 224 (S Skinner 60, A Pitcher 40 no) beat Fairfield 155 (A Parkinson 5-52).
- Round 8: Manly 149 (Maidment 35) lost to Sutherland 6(dec)208 (A Pitcher 3-60).
- Round 9: Manly 3-84 (Deveney 33 no) drew Gordon DNB.
- Round 10: Manly DNB drew St George 8-306 (R Pearce 3-78).
- Round 11: Manly 188 (K Pitcher 49, Maidment 38) beat Randwick 186 (W Evans 6-41, A Haigh 3-48).
- Round 12: Manly 148 (Currie 51) lost to Bankstown 3-149 (W Evans 2-33).
- Round 13: Manly drew Northern District - no play.
- Round 14: Manly 164 (K Pitcher 50 no) drew Sydney University 1-106.
- Round 15: Manly 7(dec)134 (W Evans 36 no) and 2(dec)115 (Currie 54, Deveney 40 no) beat Parramatta 115 (Warn 3-20, A Pitcher 3-20) and 6-77 (Haigh 2-8, A Pitcher 2-21).

4TH GRADE REPORT 1994-95 SEASON

The 1994-95 season for 4th Grade could be summed up in one word, "frustrating". The earliest signs of this were in our first game against Mosman. After suffering through 107 overs of the most boring batting by them, we failed to reach their score, due to the aid of at least three dodgy umpiring decisions. This not only gave us defeat but the worst part was it was the first game in two seasons that Mosman 4ths had won.

For the remainder of the season, we had five out of the fifteen games where a decision wasn't reached due to rain and bad weather. All up there were nine weekends where we didn't get on the paddock. Another frustration was in a game where we did get a decision, we started the match with only nine men. Unfortunately, we lost the toss and were sent in to field. Needless to say we came second in that game too.

Taking those factors into consideration and trying to look on the positive side of the season, we did manage to finish only a game and a half outside the final four. Throughout the year we had 26 players play in the team varying from the experienced veterans in Ken Pitcher, Warren Evans, Tony Scanlon and Andrew Fraser through to the talented youngbloods of the Club in Adam Parkinson, Drew Dickson and Adrian Webb.

In the individual performances, the most consistent batsmen we had were Ken Pitcher and Damien Deveney. Ken showed his experience when it was needed in consistently getting into the forties and finally making a half century in the second last game. He also proved that style does not fade with age. Damien had a much improved year with the bat which was due to the application and confidence in his own ability. The lowest point of his batting was running his captain out in the first game of the year. For a couple of games we had a good opening combination with Tim Ryan and Matt Cranney. Tim is a player who has miles of ability and I'm sure if we see him fitter next season, he will play in higher grades. Matt continues to show great potential, especially starting the season with a tremendous 80, but needed to follow up that score to consolidate his position. Greg Pierce and John Pearce were players who had some bad luck with some decisions earlier in the year which they didn't appear to recover from. I must mention that John's fielding saved us many runs in the games he played with us.

Forrester Leahey was always a good contributor to the team either through his batting, fielding, wicket keeping or sleeping due to some huge Friday nights. Craig Currie showed what love of a sport is by fronting again this year after getting a terrible knock last year. Cuz showed that he is an almost allrounder with some good performances early with the ball, until he broke his finger, and followed it up with a couple of very entertaining half centuries towards the end of the year. This with his enthusiasm in the field made Craig a huge contributor to the team.

Russell Pierce made a welcome return to the Club this year and was a more than useful player to have. Along with his economical bowling he also showed a dogged style with a couple of good batting performances. Morgan Youell typically gave 100% to his cricket this year both on the field and at practice. Unfortunately wickets were a bit hard to come by in the second half of the year for Youelly, but with his dedication he will remedy that next season. One player we were fortunate enough to have in our team for most of the season was Warren

Evans. It is very handy to have someone of Warren's ability to call upon. Although he was originally playing just as a batsman, we were lucky enough to get him to bowl with considerable success. He is obviously too good for any of the 4th Grade batsmen and hopefully he will regain full fitness next season to play in our higher grades. A late comer into 4th Grade was Alex Haigh. After spending time in 5th's this year, we were happy to have his services from round 11. He proved successful with the ball on all occasions barring the one game he wore his "lucky" black sock. It is always good to see someone get as much pleasure out of his sport as Alex does right down to the "wagon wheels" when scoring.

Tony Scanlon put in his usual rock like performances both in the field and batting. He is a good man to have in any team, not only for his humour but also for his knowledge and cunning. It was good to see Jamie Turmanis perform well with the bat late in the season, proving what he's been telling me for the past two years that he does make a good higher order batsman. Shane Skinner had a brief yet calypso like stay in 4th's. It was enjoyable to see someone who not only has a good eye but can hit a ball with perfect timing and power. Adam Parkinson came into the team as a batsman and was promoted as a bowler. Adam has a top class style for a batsman, but unfortunately we didn't see the best of his batting. The five wickets he picked up against Fairfield was a top performance. It is obvious Adam has the ability as an allrounder to have a big future with Manly. Alex Maidment proved he is a class player with a couple of good innings in fours. Although he is a good player to have in the team he deservedly played the majority of the year in higher grades. John Warn only had the one game in fours but he was still inspirational with his three wickets and non-stop enthusiasm in the field.

It is not only the players who contribute to the team, it is the players' mothers, fathers, wives and girlfriends. I'd like to give special thanks to Jan and Errol Cranney for their help with the scoring duties and afternoon teas, Brenda and Gordon Currie for helping with the afternoon teas along with my mum Nola and my dad John, who helped with the covers at times, all the parents, wives and girlfriends for making cakes or buying afternoon teas, (Mrs Youell's Pikelets are a special), and finally to my wife, Claire, firstly for having our beautiful daughter Sarah and also for her help and support throughout the year and even, at about six months pregnant helped with the covers.

May I just finish in saying that I believe the best way to get success is to enjoy your cricket and the best way to enjoy your cricket, is by success. With the wealth of young talent we have at the Club and as long as the weather is kinder to us next year, we will prove that Manly is a successful club both on and off the field.

Enjoy your off season and see you next season.

Tony Pitcher
4th Grade Captain

5TH GRADE REPORT

CAPTAIN: John Borzi

POSITION IN TABLE: 13th (27 points)

MATCHES: 15
WON: 4
LOST: 6
DRAWN: 5
TIED: 1

BATTING

<u>Player</u>	<u>Innings</u>	<u>N.O</u>	<u>Runs</u>	<u>H.S.</u>	<u>100</u>	<u>50</u>	<u>Ave</u>	<u>Ct/St</u>
A Parkinson	6	-	265	63	-	3	44.16	-
J Pollock	12	3	362	111	1	1	40.22	1
A Scanlon	8	-	256	121	1	-	32	-
M Frazer	7	-	184	42	-	-	26.28	1
A Webb	8	1	165	62	-	2	23.57	3
A Haigh	10	-	191	64	-	1	19.1	-
D Dickson	10	-	187	77	-	1	18.7	1
J Pierce	12	1	203	45	-	-	18.45	4
D Hawkins	13	3	172	50*	-	1	17.2	-
G Pierce	7	-	114	26	-	-	16.29	1
J Borzi	13	2	144	44	-	-	13.09	2
C M Glassock	9	4	26	13*	-	-	5.2	10/1

Also Batted: A Radford 4-0-18-12 (Ct 1), C McKenzie 5-1-11-9 (Ct 1), C Kelaart 1-0-21-21 (Ct 2), G Flowers 1-0-19-19, R Hole 1-0-2-2, L Martin 3-1-11-8, B Thompson 5-0-82-27, D Deveney 1-1-68-68*, S Skinner 4-0-65-35, W Evans 1-0-2-2, B Glassock 4-0-61-19, A Rochford 1-0-0-0, M Cranney 4-0-104-62 (Ct 4), J Mason 2-0-4-4, J Warn 4-0-174-67.

BOWLING

<u>Bowler</u>	<u>Overs</u>	<u>Maidens</u>	<u>Runs</u>	<u>Wickets</u>	<u>Average</u>	<u>5 Wkts</u>	<u>Best</u>
A Haigh	125	26	334	26	12.84	2	7-57
J Borzi	149	29	453	30	15.1	2	5-56
A Scanlon	92	22	241	14	17.21	1	5-79
J Pollock	60	9	172	7	24.57	-	3-23
D Hawkins	106	21	335	7	47.86	-	2-35

Also Bowled: C McKenzie 30-2-114-2, D Dickson 85-1-43-1, A Radford 26-4-102-2, B Thompson 16-0-50-1, A Webb 16-3-52-2, J Pierce 2-0-5-0, A Parkinson 4-3-20-1, S Skinner 17-6-21-2, B Glassock 19-7-51-2, J Warn 4-0-20-0, L Martin 24-2-66-2, A Rochford 14-3-60-3.

MATCH RESULTS

- Round 1: Manly 234 (Haigh 64, Hawkins 29) beat Mosman 170 (Haigh 2-17, Pollock 2-30).
- Round 2: Manly 299 (Scanlon 121, Pollock 43) lost to Penrith 6-303 (Hawkins 2-68).
- Round 3: Manly 6-308 (Dickson 77, Deveney 68 no, Hawkins 50 no) drew North Sydney 2-17.
- Round 4: Manly 175 (A Parkinson 59, Haigh 45) lost to Waverley 4-176 (Borzi 2-24).
- Round 5: Manly 170 (Skinner 35, Borzi 30 no) and 247 (Borzi 44, Dickson 42) beat Balmain 137 (Borzi 5-56, Haigh 4-45) and 2-62 (Webb 2-14).
- Round 6: Manly 97 (Frazer 35) lost to Petersham 9-102 (Borzi 4-34, Haigh 3-25).
- Round 7: Manly 194 (Frazer 42, Pollock 39) lost to Fairfield 207 (B Glassock 2-16, Haigh 2-38).
- Round 8: Manly 210 (J Pierce 37, Frazer 36) lost to Sutherland 213 (Haigh 7-57, Scanlon 2-52).
- Round 9: Manly drew Gordon - no play.
- Round 10: Manly 9-189 (Pollock 55, J Pierce 45) drew St George DNB.
- Round 11: Manly 162 (Pollock 40, Scanlon 38) lost to Randwick 201 (Borzi 5-66, Pollock 3-23).

Round 12: Manly 9-192 (Warn 67, Borzi 26 no) beat Bankstown 190 (Scanlon 4-41, Borzi 2-43).

Round 13: Manly 9(dec)211 (Cranney 62, Webb 56) drew Northern District 3-17 (Borzi 2-4).

Round 14: Manly 265 (Webb 62, Warn 58, A Parkinson 55) drew Sydney University 5-25 (Borzi 3-13).

Round 15: Manly 251 (Pollock 111, Hawkins 43) tied Parramatta 251 (Scanlon 5-79, Rochford 3-60).



ROTHMANS
NATIONAL SPORT FOUNDATION
COACH BRIAN TABER

5TH GRADE REPORT 1994-95 SEASON

1994-95 was an enjoyable year with a number of notable highlights: "Nonnie's" 121, the Cat's 7 wickets haul, Webb's 'return' to form and the "Gull's" consistent performances with the bat and ball. I was also pleased to see a few of the Green Shield boys make the successful transition to grade.

The year was again disappointing in respect to our position on the table. We lost games by the narrowest of margins, falling short by one or two runs or wickets. We were competitive in absolutely every game we played without being outplayed comprehensively by any other team. Had we scored only an extra 60 runs the whole year, we would have made the finals.

We did however learn to enjoy the game and our time together, which made playing the great game that much more enjoyable. My thanks go to all the players for their commitment to the team and the team spirit they built.

I'd like to think I will not see too many of the boys back again next year in 5th's and that they progress through the grades.

Best of luck to all of you for 1995-96. See you then.

John Borzi
5th Grade Captain

POIDEVIN-GRAY REPORT

CAPTAINS: Craig Glassock/Brian Clemow

POSITION IN TABLE: 8th in Northern Division (12 points)

MATCHES: 7
WON: 2
LOST: 3
DRAWN: 2

BATTING

Player	Innings	N.O	Runs	H.S.	100	50	Ave	Ct/St
B Clemow	4	-	188	94	-	2	47	4
G Juul	3	1	80	48	-	-	40	-
F Leahey	3	-	77	46	-	-	25.6	2
A Maidment	4	-	101	65	-	1	25.2	5
T Ryan	5	1	97	32	-	-	24	1
C Lawes	3	1	41	30*	-	-	20.5	2
B Wilson	4	-	74	32	-	-	18.5	5
P Brenner	5	-	80	28	-	-	16	-
S Couch	4	-	36	28	-	-	9	1

Also Batted: G Turner 2-0-10-10, M Cranney 2-1-20-19* (Ct 2, St 2), D Bradstreet 2-0-17-16 (Ct 2), C A Glassock 2-0-66-60 (Ct 1), C Currie 2-0-12-12 (Ct 3), A Webb 1-0-12-12, A Parkinson DNB (Ct 1), D Dickson DNB.

BOWLING

Bowler	Overs	Maidens	Runs	Wickets	Average	5 Wkts	Best
B Wilson	51.5	13	150	11	13.64	-	3-24
G Juul	19	4	55	4	13.75	-	2-16
B Clemow	43	8	124	7	17.71	-	3-31
S Couch	48	5	151	7	21.57	-	3-49
D Bradstreet	36	6	108	5	21.6	-	4-30
C Lawes	35	4	191	5	38.2	-	4-42

Also Bowled: A Parkinson 13-2-41-1, A Maidment 4-0-16-0, C Currie 17-2-75-1, P Brenner 10-2-17-0.

MATCH RESULTS

- Round 1: Manly 2-141 (Clemow 69, Ryan 27 no) beat Mosman 139 (D Bradstreet 4-30, Lawes 3-42).
- Round 2: Manly 7-256 (Maidment 65, Leahey 46) beat Balmain 191 (Wilson 3-26, Clemow 3-31, Couch 3-49).
- Round 3: Manly 208 (Ryan 32, Wilson 32) lost to Penrith 5-212.(Clemow 2-40).
- Round 4: Manly 238 (Clemow 94, Glassock 60) lost to Northern District 7-267 (Wilson 3-49).
- Round 5: Manly drew Parramatta - no play.
- Round 6: Manly 123 (Juul 48 no) lost to Hawkesbury 152 (Wilson 3-24, Juul 2-16).
- Round 7: Manly drew North Sydney - no play.

POIDEVIN GRAY SHIELD REPORT 1994-95 SEASON

Manly looked forward to a possible seven games this season. We played five games, the others being washouts. Of the five games played, Manly won two and lost three. During the season, 17 players took the field. The players were always enthusiastic and gave of their best, supporting each other and playing the same in good spirit.

Gordon Currie
Manager



A W GREEN SHIELD REPORT

CAPTAINS: Mark Turner

POSITION IN TABLE: 3rd in Northern Division (30 points)

MATCHES: 9
WON: 5
LOST: 3
DRAWN: 1

BATTING

Player	Innings	N.O	Runs	H.S.	100	50	Ave	Ct/St
N Rainey	9	1	290	80*	-	3	36.25	-
J Mason	9	1	263	80*	-	2	32.88	5
O Phillips	8	2	147	44*	-	-	24.5	1
M Turner	9	-	173	49	-	-	19.22	1
Z Jordan	8	1	98	29	-	-	14	1
D Johnson	7	1	74	28*	-	-	12.33	2
A Rochford	6	1	50	16	-	-	10	-
J Castrisos	8	1	42	10	-	-	6	1
D Beesley	4	-	23	19	-	-	5.75	-
J Peterson	5	2	18	9*	-	-	6	8/1
L Martin	5	3	4	3	-	-	2	1

Also Batted: J McLeod 1-0-0-0, M Robson 1-0-1-1.

BOWLING

Bowler	Overs	Maidens	Runs	Wickets	Average	5 Wkts	Best
M Turner	52	17	90	8	11.5	-	3-20
A Rochford	71	12	209	16	13.06	1	5-27
L Martin	89	27	232	15	15.47	-	3-19
N Rainey	77	16	221	14	15.79	-	4-31
J Castrisos	61	13	182	8	22.75	-	3-26
O Phillips	36	3	137	4	34.25	-	2-25

Also Bowled: J McLeod 23-5-79-1, M Robson 4-0-22-0.

MATCH RESULTS

- Round 1: Manly 231 (Rainey 58, Turner 49) beat Balmain 167 (Castrisos 3-26, Martin 2-15).
- Round 2: Manly 6-162 (Rainey 80 no) beat Northern District 161 (Rainey 4-31, Martin 2-37).
- Round 3: Manly 2-156 (Mason 80 no, Turner 34, Rainey 34) beat Gordon 155 (Martin 3-36).
- Round 4: Manly 141 (Mason 38, Jordan 21) lost to Hawkesbury 9-145 (Rochford 5-27).
- Round 5: Manly drew Mosman - no play.
- Round 6: Manly 142 (Phillips 43, Rainey 27) beat Penrith 78 (Rainey 4-11, Turner 3-20).
- Round 7: Manly 8-128 (Phillips 34, Johnson 28 no) beat North Sydney 127 (Martin 3-19, Rainey 2-15).
- Round 8: Manly 49 and 5-65 lost to Parramatta 7-165 (Rochford 4-39).
- Round 9: Manly 7-239 (Mason 77, Rainey 74) lost to M & S Northern 5-244 (Rainey 2-47).

A W GREEN SHIELD REPORT

The Green Shield team was comprised of the following:-

Manager: Jamie Turmanis
Coach: Anthony Dignan
Assistant Coach: Nick Derbyshire
Scorer: Don Sellin
Captain: Mark Turner - Shires
Vice Captain: Nick Rainey - Shires
Players: David Beesley - Forest Districts
Jimmy Castrisos - Wakehurst.
Daniel Johnson - St Pius
Zaven Jordan - St Pius
Luke Martin - Seaforth
Joel Mason - St Augustines
James McLeod - Forest Districts
Josh Petersen - Cromer
Owen Phillips - Wakehurst
Andrew Rochford - St Augustines
Michael Robson - Peninsula

The Green Shield Challenge of 1994/95 consisted entirely of local players. There were 26 trialists from whom a squad of 13 was chosen.

A lot of effort was expended by the management team with full support from the Manly Club to prepare the boys for the Green Shield competition to ensure the best results possible. In return, the boys responded through dedication, discipline and just "bloody" hard work.

The team had the benefit of first class coaching which Anthony Dignan and Nick Derbyshire provided. The boys had much pleasure in being associated with the two noted Grade personalities. Anthony and Nick received everyone's respect and admiration.

Don Sellin deserves special mention and thanks for his general assistance. Once again Donnie was there watching every ball bowled, keeping score.

With all the best intentions and friendly disposition of the Club, nothing would be achieved without the full support of the parents. To you all, thank you most sincerely for that and more, on behalf of the Club and the team.

Today nothing too much happens without sponsorship support. Once again we extend our thanks and gratitude to Peter Parkinson of Carter-Wallace (Australia) Pty Ltd for their most generous contribution.

The game of cricket is one of the most unpredictable amongst all games, due to the large number of variables and unknowns involved. The 1994/95 Green Shield was no different in that some matches which Manly should have won on paper went the other way. However, congratulations are very much deserved by the team as a whole for the results subsequently achieved, and individually to their captain, Mark Turner for his high maturity and responsible leadership.

Manly were unfortunate in missing out on a countback in making the semi-finals. Congratulations to Nick Rainey, who with a consistently outstanding all round performance went on to be selected in the Combined Northern Division of the Green Shield.

I am quite sure had Manly contested the finals, a few more members of the squad would have found themselves joining Nick.

To all Manly players who competed in the 1994/95 Green Shield, keep aiming high, for success will solely be your own doing.

Juris Turmanis
Green Shield Manager

NORTHERN BEACHES SCHOOLS CRICKET COMPETITION
SPONSORED BY MANLY WARRINGAH DISTRICT CRICKET CLUB

PRIMARY SCHOOLS

The Manly Warringah District Club Primary Cup

This competition was conducted during 1994/95 between primary schools in the Manly Warringah area. This season the final was played between Mona Vale PS and Mimosa PS. Mona Vale 5/132 defeated Mimosa 29. For Mona Vale, Todd Seculich scored 57, his third unbeaten 50 of the competition. Peter Thompson who took 5 wickets for 6 runs clinched the win for Mona Vale. This win confirms the form from last season when Mona Vale PS were declared joint winners.

Graham Phillips
Convenor - Middle Harbour PS

SECONDARY SCHOOLS

Under 15 Manly Shield

The final of the Manly Shield this year was held on Nolans and was between St Augustines College and Cromer High School. St Augustines proved to be too strong on the day and will hold the Shield for this season. Cromer HS all out 106, St Augustines 4/107. Scott Robertson 31, Andrew Rochford 29 and Matthew Barton 6/23.

Open Age Manly Cup

The final of the Manly Cup was played on Manly Oval and resulted in a win for Narrabeen Sports High School. Narrabeen played Killarney Heights HS in the final and the game was played in good spirit to a closely fought finish. Killarney Heights batted first all out 109. Batting: T Holland 34*, S Bush 33. Bowling: Jamie Williams 3/16, David Semeria 3/22. Narrabeen High School 4/110 - Batting: Shane Redfern 57, Alister Snowstil 24, Jamie Williams 22. Bowling: J McLeod 1/3, R Munroe 1/26, J Coddington 1/1.

Don McNaughton
Convenor - Davidson High School

1994-95 CONSOLIDATED AVERAGES

PLAYER	INNS	NO	RUNS	HS	100	50	AVE	CT/ST	O	M	R	W	5 WKTS	AVE
R Alexander	12	-	222	101	1	-	18.5	3	-	-	-	-	-	-
M Bevan	-	-	-	-	-	-	-	-	-	-	-	-	-	-
T Blank	16	4	286	77*	-	1	23.83	7	50.5	6	206	7	-	29.43
J Borzi	13	2	144	44	-	-	13.09	2	149	29	453	30	2	15.1
G Boyer	13	2	245	84*	-	1	22.27	6/4	-	-	-	-	-	-
S Bradstreet	14	3	362	58	-	3	32.91	14	-	-	-	-	-	-
P Brenner	16	-	389	82	-	3	24.31	11	2	2	-	-	-	-
R Burattini	9	3	6	3	-	-	1	3	164.1	35	508	18	-	28.22
B Clemow	14	2	469	70	-	5	39.08	7	40	6	171	3	-	57
S Couch	9	1	150	31	-	-	18.75	4	89.2	15	374	11	-	34
M Cranney	13	0	280	80	-	1	21.54	12/1	-	-	-	-	-	-
L Cronin	9	3	75	39*	-	-	12.5	2	208.1	45	464	32	2	14.5
C Currie	10	1	187	54	-	2	20.78	3	49	16	126	9	-	14
N Derbyshire	8	4	104	47*	-	-	26	2	187.4	28	667	29	1	23
D Deveney	14	4	348	68*	-	3	34.8	7	1	-	17	-	-	-
D Dickson	12	-	190	77	-	1	15.83	2	14.5	2	57	1	-	57
A Dignan	14	1	248	43	-	-	19.08	22/3	-	-	-	-	-	-
G Evans	16	-	315	135	1	-	19.69	6	265.4	70	726	23	-	31.57
W Evans	13	-	250	69	-	2	19.23	4	70	20	169	12	1	14.08
C Fittler	3	-	178	119	1	1	59.33	-	26	8	89	2	-	44.5
G Flowers	1	-	19	19	-	-	19	-	-	-	-	-	-	-

1994-95 CONSOLIDATED AVERAGES

PLAYER	INNS	NO	RUNS	HS	100	50	AVE	CT/ST	O	M	R	W	SWKTS	AVE
D Ford	12	3	339	67	-	1	37.67	8	8	1	21	-	-	-
A Fraser	9	-	131	40	-	-	14.56	9/1	-	-	-	-	-	-
M Frazer	8	-	188	42	-	-	23.5	1	-	-	-	-	-	-
R Fry	15	-	506	113	1	2	33.73	8	-	-	-	-	-	-
B Glascock	4	-	61	19	-	-	15.25	-	19	7	51	2	-	25.5
C A Glascock	8	2	235	84*	-	2	39.17	13/1	-	-	-	-	-	-
C M Glascock	9	4	26	13	-	-	5.2	10/1	-	-	-	-	-	-
A Haigh	13	1	207	64	-	1	17.25	1	168	26	460	32	2	14.38
D Hawkins	13	3	172	50*	-	1	17.2	-	106	21	335	7	-	47.86
G Hill	9	1	249	64	-	2	31.12	1	5	-	9	1	-	9
P Hoffmann	9	4	37	17	-	-	7.4	2	322.1	89	841	39	2	21.56
R Hole	1	-	2	2	-	-	2	-	-	-	-	-	-	-
G Juul	11	2	415	97	-	4	46.11	4	11	-	32	2	-	16
C Kelaart	1	-	21	21	-	-	21	2	-	-	-	-	-	-
P Kelly	11	2	137	40	-	-	15.22	6	169.5	33	490*	22	-	22.27
C Lawes	9	1	130	33	-	-	16.25	3	109	15	369	12	-	30.75
F Leahey	13	1	217	55	-	1	18.08	10/2	-	-	-	-	-	-
A Maidment	8	-	132	38	-	-	16.5	3/3	-	-	-	-	-	-
J Martin	12	3	225	54	-	1	25	3	130	38	365	15	-	24.33
L Martin	3	1	11	8	-	-	5.5	-	24	2	66	2	-	33
J Mason	2	-	4	4	-	-	2	-	-	-	-	-	-	-

1994/95 CONSOLIDATED AVERAGES

PLAYER	INNS	NO	RUNS	HS	100	50	AVE	CPST	O	M	R	W	5 WKTS	AVE
C McKenzie	5	1	11	9	-	-	2.75	1	30	2	114	2	-	57
M Osbourne	2	1	20	17	-	-	20	2	54	15	126	7	-	18
B Pamp	14	-	464	95	-	4	33.14	8	-	-	-	-	-	-
A Parkinson	11	-	295	63	-	3	26.82	2	55	15	166	7	1	23.71
R Parkinson	9	3	70	26	-	-	11.67	5	289.2	60	808	35	2	23.09
S Parkinson	10	-	149	34	-	-	14.9	4	24	7	74	2	-	37.06
D Patterson	3	-	29	13	-	-	9.67	-	-	-	-	-	-	-
R Pearce	10	3	97	31	-	-	13.86	3	112	21	376	10	-	37.6
J Phillips	8	-	136	53	-	1	17	-	-	-	-	-	-	-
G Pierce	12	-	157	26	-	-	13.08	3	-	-	-	-	-	-
J Pierce	15	1	223	45	-	-	15.93	4	2	-	5	-	-	-
A Pitcher	9	2	171	46*	-	-	24.43	2	189	54	446	24	1	18.58
K Pitcher	13	3	300	50*	-	1	30	4	64	14	204	6	-	34
J Pollock	12	3	362	111	1	1	40.22	1	60	9	172	7	-	24.57
D Price	11	-	317	78	-	2	28.82	4	17	1	61	-	-	-
A Radford	4	-	18	12	-	-	4.5	1	26	4	102	2	-	51
G Roberston	2	1	6	6	-	-	6	3	110.4	38	252	19	2	13.26
A Rochford	1	-	0	0	-	-	0	-	14	3	60	3	-	20
T Ryan	9	-	310	85	-	3	34.44	2	-	-	-	-	-	-
A Scanlon	11	-	298	121	1	-	27.09	2	92	22	241	14	1	17.21

1994/95 CONSOLIDATED AVERAGES

PLAYER	INNS	NO	RUNS	HS	100	50	AVE	CI/ST	O	M	R	W	SWKTS	AVE
S Skinner	9	1	278	68*	-	3	34.75	2	47	17	110	3	-	36.67
M Suttling	3	2	14	6	-	-	14	-	76	18	184	5	-	36.8
M Taylor	10	8	33	16*	-	-	16.5	5	294.1	76	875	26	2	33.65
B Thompson	5	-	82	27	-	-	16.4	-	16	-	50	1	-	50
R Trewartha	15	4	528	108*	1	2	48	4	-	-	-	-	-	-
G Tucker	10	-	122	36	-	-	12.2	3	248.2	62	757	28	-	27.04
J Turmanis	4	1	63	26	-	-	15.75	2	-	-	-	-	-	-
F Turner	11	-	80	25	-	-	7.27	6	-	-	-	-	-	-
G Turner	12	1	256	60	-	3	23.27	5/1	-	-	-	-	-	-
J Warn	5	-	184	67	-	2	36.8	1	14	-	57	3	-	19
A Webb	9	2	168	62	-	2	24	4	16	3	52	2	-	26
B Wilson	10	3	240	57*	-	2	34.29	7	201.4	48	644	22	1	29.27
M Youell	10	3	101	27	-	-	14.43	2	164	36	474	14	-	33.85

CAREER RECORDS OF CURRENT PLAYERS 1994-95

PLAYER	INNS	NO	RUNS	HS	100	50	AVE	CT/ST	O	M	R	W	AVE
R Alexander	97	9	2,784	115	4	16	31.64	40	0.5	-	5	1	5
M Bevan	17	-	526	99	-	6	30.94	10	82.1	10	256	7	36.57
T Blank	172	32	4,016	137*	2	20	28.7	51	204.2	41	609	29	21
J Borzi	61	9	613	76	-	1	11.79	27	1,051.3	202	3,076	163	18.87
G Boyer	58	10	1,196	103	3	3	24.92	58/13	0.4	-	0	1	0
S Bradstreet	68	20	1,080	58	-	3	22.5	53	1,144.4	310	2,505	139	18.02
P Brenner	57	3	1,178	134	2	5	21.81	21	51	8	151	3	50.33
R Burattini	54	18	135	22	-	-	3.75	15	1,147.4	247	3,254	139	23.41
B Clemow	57	4	1,948	287*	2	14	36.75	19	67	13	254	6	42.33
S Couch	47	8	677	73	-	3	17.36	18	728.4	121	2,751	100	27.51
M Cranney	34	2	731	145	1	2	22.84	28/2	-	-	-	-	-
L Cronin	41	17	325	56*	-	1	13.54	18	956.5	219	2,605	123	21.18
C Currie	51	4	864	60	-	3	18.38	17	105.4	25	338	17	19.88
N Derbyshire	12	5	115	47*	-	-	16.43	2	294.4	42	1,060	39	27.18
D Deveney	25	4	483	68*	-	3	23	11	1	-	17	-	-
D Dickson	12	-	190	77	-	1	15.83	2	14.5	2	57	1	57
A Dignan	89	9	1,533	101	1	5	19.16	191/5	6	-	15	-	-
G Evans	153	20	1,777	135	1	3	13.36	62	2,227.2	571	6,331	241	26.27
W Evans	99	24	1,215	70	-	5	16.2	27	2,078	503	5,696	275	20.71
C Fittler	3	-	178	119	1	1	59.33	-	26	8	89	2	44.5
G Flowers	311	22	6,059	123*	2	27	20.97	109	107	14	431	11	39.18

CAREER RECORDS OF CURRENT PLAYERS 1994-95

PLAYER	INNS	NO	RUNS	HS	100	50	AVE	CTST	O	M	R	W	AVE
D Ford	164	28	4,111	138	2	22	30.23	83	35.3	3	158	6	26.33
A Fraser	236	38	4,536	114	3	22	22.91	143/5	179.2	20	623	36	17.31
M Frazer	19	1	420	64	-	2	23.33	6	1	-	11	-	-
R Fry	197	24	5,324	159	5	28	30.77	137/1	13	4	51	2	25.5
B Glassock	12	-	209	96	-	1	17.41	-	173	36	451	23	19.61
C A Glassock	78	16	1,867	133	2	8	30.11	144/11	-	-	-	-	-
C M Glassock	19	5	102	48	-	-	7.29	26/1	-	-	-	-	-
A Haigh	24	1	308	64	-	1	13.39	4	306.1	72	758	49	15.47
D Hawkins	13	3	172	50*	-	1	17.2	-	106	21	335	7	47.86
G Hill	326	42	8,102	134*	8	29	28.53	68	138.3	15	603	18	33.5
P Hoffmann	20	7	102	17	-	-	7.85	4	612.2	167	1,551	82	18.91
R Hole	1	-	2	2	-	-	2	-	-	-	-	-	-
G Juul	21	3	566	97	-	4	31.44	10	91	10	303	18	16.83
C Kelaart	1	-	21	21	-	-	21	2	-	-	-	-	-
P Kelly	48	6	804	76	-	3	19.14	18	470.1	98	1,471	68	21.63
C Lawes	24	10	306	33	-	-	21.86	6	282.5	52	896	31	28.9
F Leahy	21	1	348	61	-	2	17.4	14/2	-	-	-	-	-
A Maidment	28	2	592	62	-	3	22.77	11/3	13	4	32	2	16
J Martin	48	16	596	54	-	2	18.63	16	538	122	1,520	65	23.38
L Martin	3	1	11	8	-	-	5.5	-	24	2	66	2	33
J Mason	2	-	4	4	-	-	2	-	-	-	-	-	-

CAREER RECORDS OF CURRENT PLAYERS 1994-95

PLAYER	INNS	NO	RUNS	HS	100	50	AVE	CT/ST	O	M	R	W	AVE
C McKenzie	5	1	11	9	-	-	2.75	1	30	4	114	2	57
M Osborne	27	4	257	49*	-	-	11.17	9	308.2	88	1,142	49	23.31
B Pamp	84	2	2,288	122	1	11	27.9	35	17.1	2	78	1	78
A Parkinson	29	2	539	63	-	4	19.96	6	88	17	289	11	26.27
R Parkinson	55	14	544	31	-	-	13.27	25	1,209	257	3,279	175	18.74
S Parkinson	73	2	1,771	83	-	10	24.94	15	195.5	50	515	23	22.39
D Patterson	202	18	4,200	108	2	25	22.83	61	225	52	634	24	26.42
R Pearce	10	3	97	31	-	-	13.86	3	112	21	376	10	37.6
J Phillips	8	-	136	53	-	1	17	-	-	-	-	-	-
G Pierce	195	11	3,719	108	3	17	20.21	74	73	11	196	6	32.67
J Pierce	15	1	223	45	-	-	15.93	4	2	-	5	-	-
A Pitcher	109	22	1,587	89	-	4	18.24	36	1,631.3	449	3,827	222	17.24
K Pitcher	254	32	4,897	119*	2	21	22.06	90	1,140.3	288	3,247	164	19.8
J Pollock	12	3	362	111	1	1	40.22	1	60	9	172	7	24.57
D Price	69	13	1,698	108*	2	9	30.32	27	101.2	18	372	6	62
A Radford	17	4	121	36	-	-	9.31	4	126	14	464	13	35.69
G Roberston	23	4	250	47	-	-	13.16	17	762.2	234	1,791	88	20.35
A Rochford	1	-	0	0	-	-	0	-	14	3	60	3	20
T Ryan	26	1	811	85	-	4	32.44	7	7	2	21	1	21
A Scanlon	147	13	2,607	121	2	8	19.45	62/3	421.3	82	1,229	59	20.83

CAREER RECORDS OF CURRENT PLAYERS 1994-95

PLAYER	INNS	NO	RUNS	HS	100	50	AVE	CT/ST	O	M	R	W	AVE
S Skinner	23	2	552	68*	-	4	26.29	2	144	42	362	14	25.86
M Suttlng	16	9	115	20*	-	-	16.42	7	243.4	45	689	21	32.81
M Taylor	59	23	555	65*	-	1	15.41	40/1	1,167.3	312	3,090	129	23.95
B Thompson	5	-	82	27	-	-	16.4	-	16	-	50	1	50
R Trewartha	15	4	528	108*	1	2	48	4	-	-	-	-	-
G Tucker	62	8	1,049	111*	1	4	19.43	26	1,053.1	221	3,060	137	22.34
J Turmamis	17	4	148	36	-	-	11.38	19/2	-	-	-	-	-
F Turner	219	14	4,676	105	1	23	22.81	47	52	4	268	12	22.33
G Turner	55	5	963	89	-	6	19.26	24/2	-	-	-	-	-
J Warn	16	-	455	74	-	5	28.44	4	20	-	80	7	11.43
A Webb	14	2	218	62	-	2	18.17	4	16	3	52	2	26
B Wilson	31	6	598	57*	-	4	23.92	13	378.1	127	1,379	55	25.07
M Youell	47	15	329	61*	-	1	10.28	18	709.5	141	2,044	64	31.94

1ST GRADE CAREER RECORDS OF CURRENT PLAYERS

PLAYER	INNS	NO	RUNS	HS	100	50	AVE	CT/ST	O	M	R	W	AVE
R Alexander	68	7	1,664	113	2	7	27.28	34	0.5	-	5	1	5
M Bevan	17	-	526	99	-	6	30.14	10	82.1	10	256	7	36.57
T Blank	16	3	243	41	-	-	18.69	9	46.5	7	187	7	26.71
S Bradstreet	33	9	644	58	-	3	26.83	34	484.5	133	1,126	53	21.25
B Clemow	20	2	507	70*	-	5	28.17	8	50	9	189	3	63
S Couch	-	-	-	-	-	-	-	1	6	1	39	1	39
N Derbyshire	7	3	18	8	-	-	4.5	2	173.4	25	613	25	24.52
A Dignan	30	4	301	43	-	-	11.58	76/9	-	-	-	-	-
G Evans	20	3	274	77	-	1	16.12	8	266.1	66	772	29	26.62
W Evans	52	17	343	27	-	-	9.8	15	1,246.4	307	3,580	147	24.35
G Flowers	9	-	56	-	-	-	6.22	-1	-	-	-	-	-
D Ford	39	10	891	67	-	3	30.72	21	18	1	75	2	37.5
R Fry	123	8	3,494	159	3	20	30.38	91	1	-	1	-	-
C A Glassock	42	11	1,002	102*	1	4	32.32	68/7	-	-	-	-	-
G Hill	200	20	4,199	134*	5	16	23.33	63	55.1	3	258	7	36.86
P Hoffmann	18	6	75	17	-	-	6.25	4	559.4	148	1,454*	77	18.88
B Pamp	1	-	0	0	-	-	0	0	-	-	-	-	-
K Pitcher	4	1	67	51	-	1	22.33	0	33.3	5	127	2	63.5
G Robertson	23	4	250	47	-	-	13.16	17	762.2	234	1,791	88	20.35
M Taylor	7	4	17	7*	-	-	5.66	6	173.3	37	609	13	46.85

1ST GRADE CAREER RECORDS OF CURRENT PLAYERS

PLAYER	INNS	NO	RUNS	HS	100	50	AVE	CT/ST	O	M	R	W	AVE
R Trewartha	15	4	528	108*	1	2	48	4	-	-	-	-	-
G Tucker	10	-	122	36	-	-	12.2	3	248.2	62	759	28	27.11
F Turner	75	6	1,813	105	1	11	26.27	29	2	-	11	-	-

CLUB RECORD PARTNERSHIPS

1ST GRADE

WICKET	RUNS	BATSMEN & THEIR SCORES	OPPONENT	SEASON
1ST	271	R Fry (159) & G Bush (125)	North Sydney	1990-91
2ND	278	G Beard (151) & W Athey (124)	Sydney University	1977-78
3RD	197	E Bull (174) & G Lowe (122)	Sydney University	1913-14
4TH	206	P Philpott (130) & B Rothwell (106)	Cumberland	1963-64
5TH	157	C Glassock (102*) & P Marks (91)	Bankstown	1992-93
6TH	208	B Adrian (123) & J Gwynne (82)	Mosman	1945-46
7TH	120	R McNeill (83) & M Pawley (59)	Waverley	1974-75
8TH	186*	L Gwynne (147*) & R Freeman (94*)	St George	1924-25
9TH	127	W Rogers (70) & R Bubb (61)	Northern Districts	1925-26
10TH	105	C Harris (65) & G Dunlop (55*)	North Sydney	1925-26

2ND GRADE

WICKET	RUNS	BATSMEN & THEIR SCORES	OPPONENT	SEASON
1ST	219	A Turner (137) & N Travers (81)	Glebe	1963-64
2ND	239	I Howell (114) & S Mesite (107)	Sutherland	1976-77
3RD	192	A Little (151) & C Searle (110)	Sydney University	1929-30
4TH	153	B Watson (85) & D Frazer (71)	Gordon	1937-38
5TH	177*	D Felton (101*) & J Stewart (75*)	Mosman	1972-73
6TH	132	P Stabcock (80*) & R Hunt (65)	North Sydney	1965-66
7TH	196	K Pitcher (119*) & G Boyer (108)	Hawkesbury	1989-90
8TH	189	G Evans (135) & G Boyer (84*)	Mosman	1994-95
9TH	119	G Juul (97) & L Cronin (39*)	Sydney University	1994-95
10TH	101	D Ogilvy (67*) & J Ferguson (34)	Glebe	1904-05

3RD GRADE

WICKET	RUNS	BATSMEN & THEIR SCORES	OPPONENT	SEASON
1ST	173	G Blades (98) & A Turner (73)	Bankstown	1965-66
2ND	150	T Blank (76) & R Hutchison (71)	Bankstown	1988-89
3RD	126	A Fraser (73) & S Colby (56)	Western Suburbs	1992-93
4TH	146	B Clemow (287*) & A Johnston (46)	Bankstown	1992-93
5TH	190*	B Clemow (287*) & P Procopis (48*)	Bankstown	1992-93
6TH	114	P Allum (124) & N Boden (61)	Northern Districts	1969-70
7TH	120	G Beard (88) & P Stabcock (30)	Waverley	1968-69
8TH	111	D Ford (74) & W Evans (70)	Sydney University	1986-87
9TH	223	C Woods (135) & A Freeman (112*)	St George	1899-1900
10TH	91	C Hughes (69*) & G Holmes (18)	Campbelltown	1987-88

4TH GRADE

WICKET	RUNS	BATSMEN & THEIR SCORES	OPPONENT	SEASON
1ST	205	P Brenner (134) & G Hayes (96)	Mosman	1992-93
2ND	155	D Abbey (86) & G Dudley (79)	University of NSW	1977-78
3RD	112	T Lee (119) & B Adrian (53)	Gordon	1956-57
4TH	206	G Campbell (115*) & R Trim (96)	Bankstown	1977-78
5TH	173	A Ward (114) & G Hill (71*)	Petersham	1973-74
6TH	167	D Dessaix (89) & A Grahame (85)	Glebe	1964-65
7TH	107	J Starr (66) & G Horton (49)	Randwick	1973-74
8TH	134	J Davis (97) & G. Stott (52)	Gordon	1962-63
9TH	114*	J Pitt (67*) & W Hawkins (50*)	North Sydney	1935-36
10TH	85	R Woodford (59) & B Murray (42)	North Sydney	1967-68

CLUB RECORDS - COMPETITION MATCHES

FIRST GRADE

Highest Individual Score	G Beard	187	1975/76
Highest Season's Aggregate	J W Burke	899	1968/69
Highest Season's Average	J W Burke	80.75	1947/48
Most Wickets in Season	J A Randall	78	1909/10
Best Bowling Average	J W Burke	6.13	1952/53
Most Dismissals by a Wicket Keeper	M Cox	46 (44Ct, 2St)	1984/85

SECOND GRADE

Highest Individual Score	F Ridge	252*	1897/98
Highest Season's Aggregate	D Gee	843	1904/05
Highest Season's Average	H Williams	70.00	1913/14
Most Wickets in Season	J A Randall	88	1904/05
Best Bowling Average	R R Walton	6.54	1972/73
Most Dismissals by a Wicket Keeper	R Holmes	38 (31Ct, 7St)	1972/73

THIRD GRADE

Highest Individual Score	B Clemow	287*	1992/93
Highest Season's Aggregate	G Lowe	973	1930/31
Highest Season's Average	R Farnell	84.33	1920/21
Most Wickets in Season	F Brand	79	1922/23
Best Bowling Average	F Lawler	5.81	1899/1900
Most Dismissals by a Wicket Keeper	B Bilton R Holmes	(34Ct, 4St) (32Ct, 6St)	1986/87 1979/80

FOURTH GRADE

Highest Individual Score	J Gurd	202	1953/54
Highest Season's Aggregate	R Webb	494	1984/85
Highest Season's Average	D Patterson	62.80	1982/83
Most Wickets in Season	W Bassett	97	1936/37
Best Bowling Average	P Jenkins	5.81	1958/59
Most Dismissals by a Wicket Keeper	T Rodgers	37 (30Ct, 7St)	1986/87

FIFTH GRADE

Highest Individual Score	J Stewart	153	1984/85
Highest Season's Aggregate	J Stewart	694	1981/82
Highest Season's Average	A Brenner	61.00	1982/83
Most Wickets in Season	J Maher	55	1981/82
Best Bowling Average	R Green	8.69	1972/73
Most Dismissals by a Wicket Keeper	C Glassock	29 (26Ct, 3St)	1988/89

POIDEVIN-GRAY SHIELD

Highest Individual Score	T Parsonage	178	1930/31
Highest Season's Aggregate	W Athey	465	1977/78
Highest Season's Average	I Howell	198.00	1965/66
Most Wickets in Season	P Philpott	38	1950/51
Best Bowling Average	G Morrow	7.20	1947/48

A W GREEN SHIELD

Highest Individual Score	B Shoebridge	169	1988/89
Highest Season's Aggregate	R Fry	399	1982/83
Highest Season's Average	R Bright	141.00	1951/52
Most Wickets in Season	J Barnes	41	1956/57
Best Bowling Average	D Hanlin	5.68	1944/45

BEST PERFORMANCES LAST TEN YEARS

FIRST GRADE

Highest Score	Phil Marks	173*	1988/89
Highest Aggregate	Richard Fry	731	1989/90
Highest Average	Miles Corish	60.89	1991/92
Most Wickets	Kerry Mackay	50	1984/85
Best Bowling Average	Gavin Fletcher	12.65	1988/89
Most Dismissals by a Wicket Keeper	Craig Glassock	25 (22 Ct, 3 St)	1992/93
	Anthony A Dignan	25 (21 Ct, 4 St)	1990/91

SECOND GRADE

Highest Score	Steve Colby	152*	1988/89
Highest Aggregate	Bruce Minnett	609	1989/90
Highest Average	Steve Colby	68.60	1988/89
Most Wickets	Scott Barclay	39	1988/89
Best Bowling Average	Gavin Fletcher	10.67	1989/90
Most Dismissals by a Wicket Keeper	Anthony Dignan	32 (30 Ct, 2 St)	1987/88

THIRD GRADE

Highest Score	Brian Clemow	287*	1992/93
Highest Aggregate	Brian Clemow	497	1992/93
Highest Average	Brian Clemow	62.13	1992/93
Most Wickets	Gary Holmes	57	1987/88
Best Bowling Average	Gary Holmes	8.09	1987/88
Most Dismissals by a Wicket Keeper	Brian Bilton	38 (34 Ct, 4 St)	1986/87

FOURTH GRADE

Highest Score	John Bakewell	192	1986/87
Highest Aggregate	David Patterson	371	1986/87
Highest Average	David Knock	51.00	1985/86
Most Wickets	Tony McMahan	42	1988/89
Best Bowling Average	Gary Holmes	9.30	1986/87
Most Dismissals by a Wicket Keeper	Tony Rodgers	37 (30 Ct, 7 St)	1986/87

FIFTH GRADE

Highest Score	Todd Bartlett	139	1990/91
Highest Aggregate	Jason Pollock	362	1994/95
Highest Average	Neil Gray	47.00	1991/92
Most Wickets	John Borzi	40	1993/94
Best Bowling Average	Tony McMahon	10.40	1987/88
Most Dismissals by a Wicket Keeper	Craig Glassock	29 (26 Ct, 3St)	1988/89

POIDEVIN-GRAY SHIELD

Highest Score	Miles Corish	110	1989/90
Highest Aggregate	Brian Clemow	370	1993/94
Highest Average	Alex Maidment	69.00	1993/93
Most Wickets	Pat Kelly	21	1993/94
Best Bowling Average	Scott Barclay	8.44	1985/86
Most Dismissals by a Wicket Keeper	Craig Glassock	13 (9Ct, 4St)	1993/94

A W GREEN SHIELD

Highest Individual Score	Brendan Shoebridge	169	1988/89
Highest Season's Aggregate	Brian Clemow	379	1990/91
Highest Season's Average	David Price	45.50	1986/87
Most Wickets in Season	Clinton Carey	22	1989/90
Best Bowling Average	R Betteridge	7.75	1991/92
Most Dismissals by a Wicket Keeper	Craig Glassock	27 (15Ct, 12St)	1989/90

PLAYERS WHO HAVE SCORED OVER 5000 RUNS TO END 1994-95 SEASON

PLAYER	YEARS	INN	NO	RUNS	HS	100	50	AVE
E Robinson	1938-66	395	34	9343	137	5	55	25.82
G Hill	1972-	326	42	8102	134*	8	29	28.53
B Cook	1929-60	345	21	7526	134	6	37	23.23
T Lee	1954-77	254	39	7504	127*	15	37	34.90
J Burke	1943-74	227	58	7404	165*	14	42	43.81
B Adrian	1929-64	411	55	7193	146	4	28	20.21
S Mesite	1971-92	313	22	6547	127	7	30	22.50
I Howell	1965-82	292	22	6456	178*	6	27	23.91
G Lowe	1906-37	235	27	6286	210*	10	36	30.22
G Flowers	1971-	311	22	6059	123	2	27	20.97
L Gwynne	1923-45	241	21	6029	175*	9	29	27.40
C Searle	1921-43	377	34	5957	110	1	7	17.37
G Beard	1966-86	228	31	5939	187	9	28	30.14
K Turner	1962-84	323	35	5926	100	1	26	20.57
D Gee	1904-23	204	4	5904	165	9	24	29.52
J Stewart	1972-92	243	38	5903	153	4	34	28.80
B Rothwell	1952-83	254	65	5851	126	6	25	30.79
V Brown	1939-57	244	7	5559	136	3	25	23.45
P Philpott	1948-70	210	35	5535	154	6	33	31.63
P Marks	1979-93	181	21	5503	173*	9	30	34.39
D Frazer	1934-54	303	28	5349	104	4	22	19.45
R Fry	1982-	197	24	5324	159	5	28	30.77

PLAYERS WHO HAVE TAKEN OVER 300 WICKETS TO END 1994-95 SEASON

PLAYER	YEARS	O	M	R	W	AVE
J Randell	1900-35	3495.6	293	15188	851	17.84
R Watkins	1942-67	3100.2	329	11914	696	17.12
T Spencer	1964-92	3877.1	784	12380	634	19.53
B Kinsey	1962-78	2968.5	680	8842	624	14.17
B Adrian	1929-64	1998.6	70	11347	514	22.07
J McPherson	1969-88	2845.5	565	9108	506	18.00
P Philpott	1948-70	2241.3	238	9456	499	18.93
M Pawley	1957-86	2562.5	527	7611	484	15.73
E Robinson	1938-66	2627.5	270	10382	483	21.48
K Nichol	1963-77	2256.1	292	8964	445	20.14
T Brooks	1944-65	2237.3	229	9100	438	20.79
G Fletcher	1979-94	2994	797	7356	405	18.16
D Hartman	1969-78	2035	375	6514	384	16.96
R Woodfield	1962-74	1783.3	346	5560	365	15.23
P Stephenson	1967-80	1903	302	6984	347	20.12
C Hayman	1932-46	1202.6	94	5648	337	16.75
I McDonald	1967-83	1986.2	343	6383	319	20.00
K Waterhouse	1950-62	1476.2	237	4809	317	15.17



**MAJOR SPONSOR
OF
MANLY WARRINGAH
DISTRICT CRICKET CLUB**